

Onshore Grab Sample

Sample: CR-40-BB
Sample Taken By: D. Phelps
Sample Collected On: 1/26/10
Splits? N/A

County: Collier
Latitude: 25° 54' 22.7"
Longitude: 81° 43' 9.5"
Datum: WGS 84
Surf. Elev: N/A
Datum: N/A

Fine Data Summary

Total Sample Weight 62.738 grams
Total Fines in Sample 0.129 grams
Total Percent Fines 0.21 %

Dry Sieving Summary

Total Sample Weight 62.680 grams
Total Digested Weight 22.315 grams
Total Carbonate Weight 40.365 grams
Total Silica % 35.60 %
Total Carbonate % 64.40 %
Carbonate/Silica Ratio 1.809

General Comments:

None

Description

Worked By: M. Ladle

Pre-Digestion Grain Size Distribution

Onshore Grab Sample

Sample: CR-40-BB

Total Sample Mass: 62.680 grams

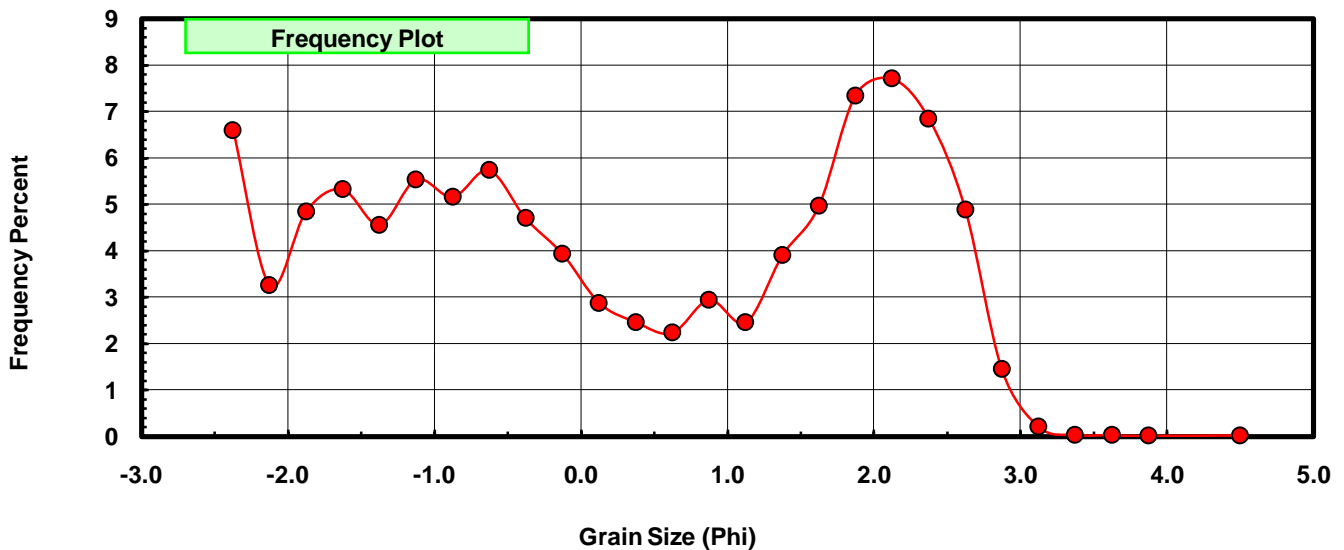
Sieve Size (phi)	Sieve Midpt (phi)	Weight (grams)	Freq Weight %	Cumulative Weight %
-2.25	-2.375	4.134	6.595	6.595
-2.00	-2.125	2.043	3.259	9.855
-1.75	-1.875	3.036	4.844	14.698
-1.50	-1.625	3.336	5.322	20.021
-1.25	-1.375	2.855	4.555	24.576
-1.00	-1.125	3.470	5.536	30.112
-0.75	-0.875	3.232	5.156	35.268
-0.50	-0.625	3.593	5.732	41.000
-0.25	-0.375	2.945	4.698	45.699
0.00	-0.125	2.465	3.933	49.631
0.25	0.125	1.802	2.875	52.506
0.50	0.375	1.543	2.462	54.968
0.75	0.625	1.401	2.235	57.203
1.00	0.875	1.845	2.944	60.147
1.25	1.125	1.539	2.455	62.602
1.50	1.375	2.444	3.899	66.501
1.75	1.625	3.111	4.963	71.465
2.00	1.875	4.599	7.337	78.802
2.25	2.125	4.828	7.703	86.504
2.50	2.375	4.290	6.844	93.349
2.75	2.625	3.063	4.887	98.235
3.00	2.875	0.908	1.449	99.684
3.25	3.125	0.131	0.209	99.893
3.50	3.375	0.022	0.035	99.928
3.75	3.625	0.019	0.030	99.959
4.00	3.875	0.012	0.019	99.978
5.00	4.50	0.014	0.022	100.000

Statistical Results			
Mean:	0.2271	phi	(0.8543 mm)
Standard Dev:	1.6744	phi-units	(0.3133 mm)
Skewness:	-0.0037	dimensionless	
Kurtosis:	1.5678	dimensionless	
5th Moment:	-0.0816	dimensionless	
6th Moment:	2.9491	dimensionless	
RARD *	7.3718	dimensionless	
Median	-0.0930	phi	(1.0666 mm)

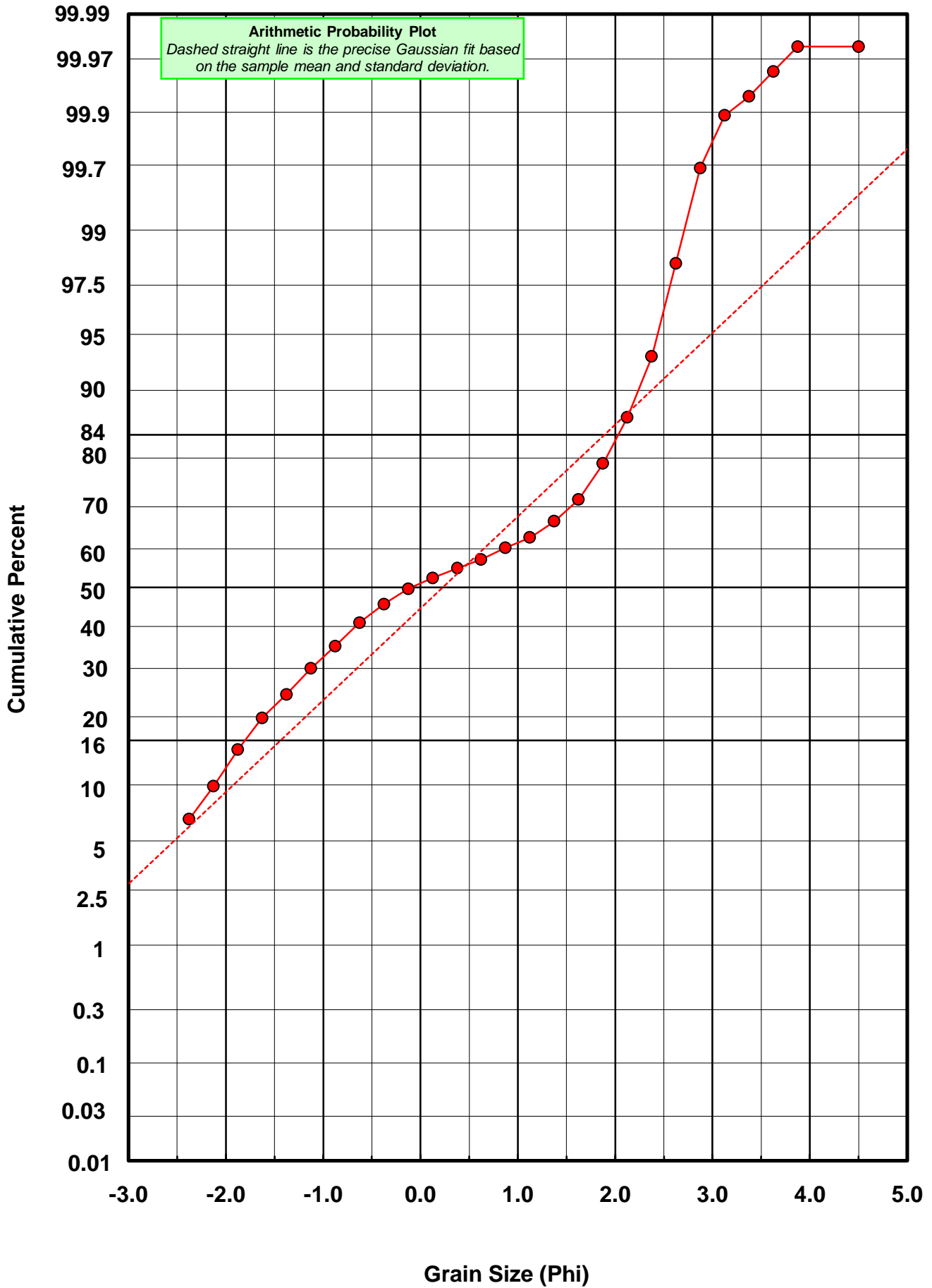
* RARD = reciprocal absolute relative dispersion (see below)

Statistical Explanation	
Calculations based on the Method of Moments	
Skewness: 3rd Stand. Moment; Exact Gaussian = 0.0	
Kurtosis: 4th Stand. Moment; Exact Gaussian = 3.0	
For Further Explanation, See Basille et al. 2002	
Millimeter data calculated by $mm = 2^{(-phi)}$	

Reciprocal Absolute Relative Dispersion (RARD) Scale	
< 0.5	Excellent homogeneity (e.g., beaches)
0.5 to 1.0	Good homogeneity
1.0 to 1.33	Fair homogeneity
> 1.33	Poor homogeneity (e.g., glacial)



CR-40-BB



Carbonate Grain Size Distribution

Onshore Grab Sample

Sample: CR-40-BB

Total Carbonate Mass: 40.912 grams

% Carbonate: 64.4 %

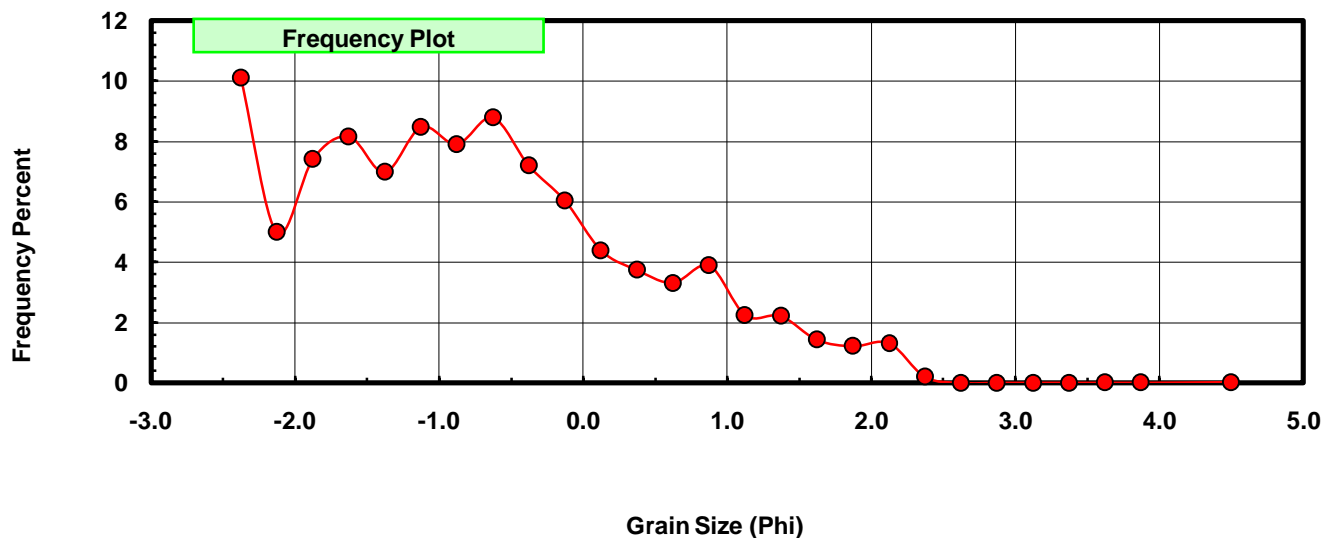
Sieve Size (phi)	Sieve Midpt (phi)	Weight (grams)	Freq Weight %	Cumulative Weight %
-2.25	-2.375	4.134	10.105	10.105
-2.00	-2.125	2.043	4.994	15.098
-1.75	-1.875	3.036	7.421	22.519
-1.50	-1.625	3.336	8.154	30.673
-1.25	-1.375	2.855	6.978	37.652
-1.00	-1.125	3.470	8.482	46.133
-0.75	-0.875	3.232	7.900	54.033
-0.50	-0.625	3.593	8.782	62.815
-0.25	-0.375	2.945	7.198	70.014
0.00	-0.125	2.465	6.025	76.039
0.25	0.125	1.792	4.380	80.419
0.50	0.375	1.530	3.740	84.159
0.75	0.625	1.352	3.305	87.463
1.00	0.875	1.589	3.884	91.347
1.25	1.125	0.916	2.239	93.586
1.50	1.375	0.907	2.217	95.803
1.75	1.625	0.585	1.430	97.233
2.00	1.875	0.498	1.217	98.450
2.25	2.125	0.536	1.310	99.760
2.50	2.375	0.083	0.203	99.963
2.75	2.625	0.000	0.000	99.963
3.00	2.875	0.000	0.000	99.963
3.25	3.125	0.000	0.000	99.963
3.50	3.375	0.000	0.000	99.963
3.75	3.625	0.003	0.007	99.971
4.00	3.875	0.003	0.007	99.978
5.00	4.500	0.009	0.022	100.000

Statistical Results			
Mean:	-0.7576	phi	(1.6907 mm)
Standard Dev:	1.1629	phi-units	(0.4466 mm)
Skewness:	0.5403	dimensionless	
Kurtosis:	2.6058	dimensionless	
5th Moment:	3.7138	dimensionless	
6th Moment:	11.7945	dimensionless	
RARD *	1.5351	dimensionless	
Median	-1.0026	phi	(2.0036 mm)

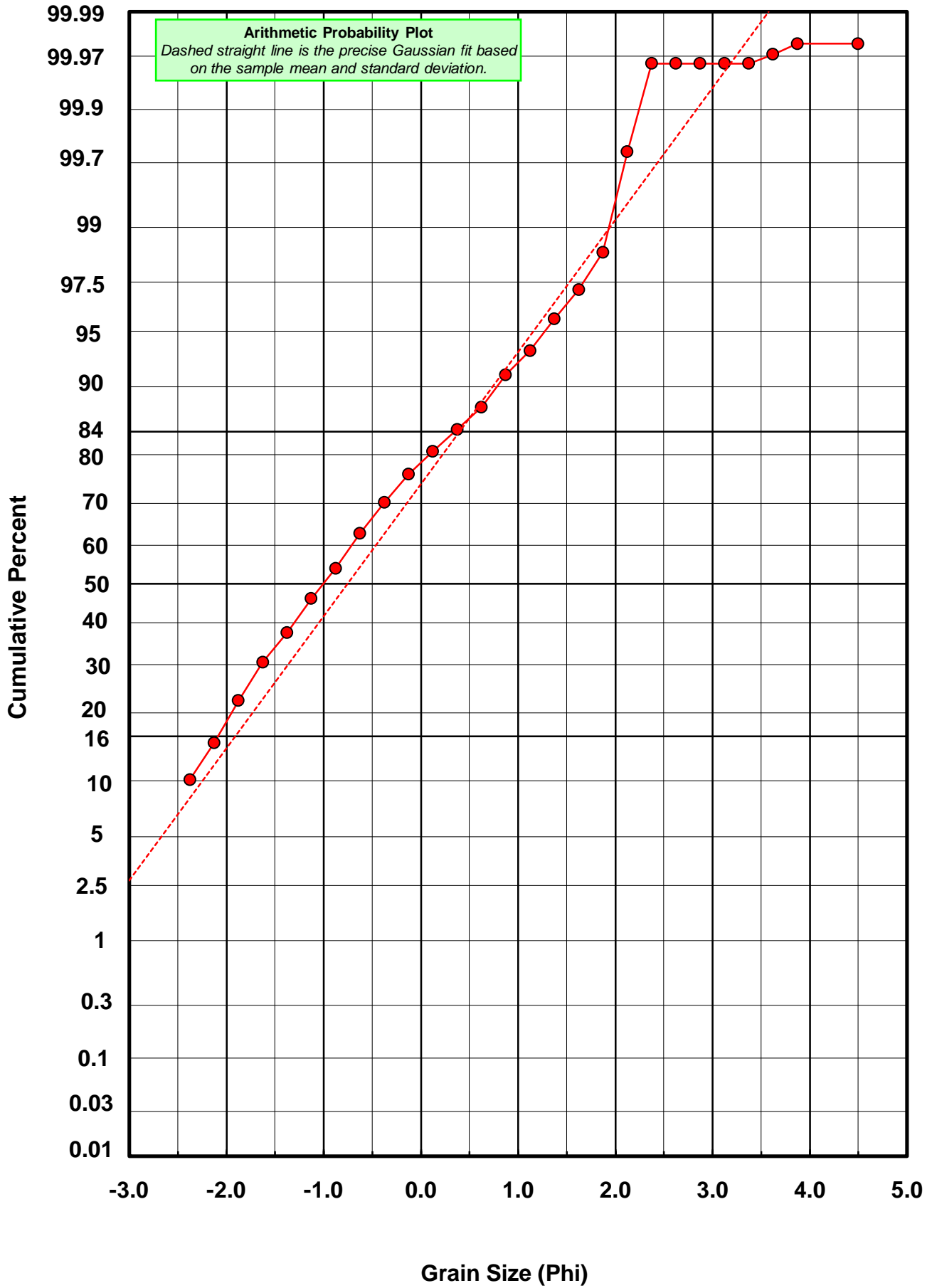
* RARD = reciprocal absolute relative dispersion (see below)

Statistical Explanation	
Calculations based on the Method of Moments	
Skewness: 3rd Stand. Moment; Exact Gaussian = 0.0	
Kurtosis: 4th Stand. Moment; Exact Gaussian = 3.0	
For Further Explanation, See Basille et al. 2002	
Millimeter data calculated by $mm = 2^{(-\phi)}$	

Reciprocal Absolute Relative Dispersion (RARD) Scale	
< 0.5	Excellent homogeneity (e.g., beaches)
0.5 to 1.0	Good homogeneity
1.0 to 1.33	Fair homogeneity
> 1.33	Poor homogeneity (e.g., glacial)



CR-40-BB



Post-Digestion Grain Size Distribution

Onshore Grab Sample

Sample: CR-40-BB

Total Digested Mass: 22.315 grams

% Silica: 35.6 %

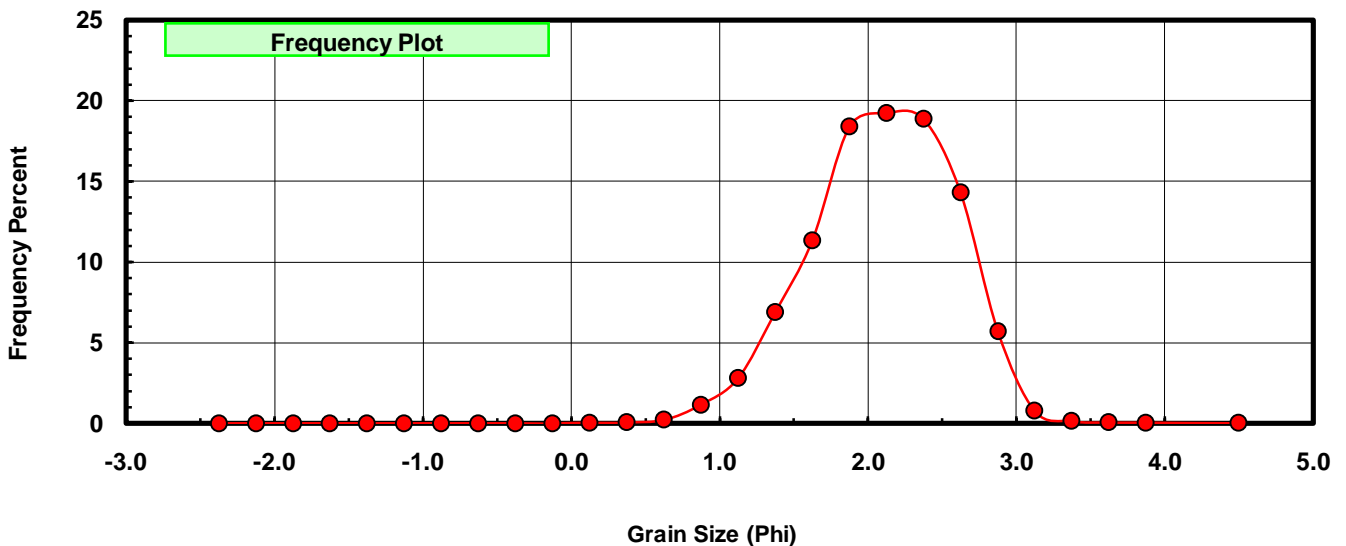
Sieve Size (phi)	Sieve Midpt (phi)	Weight (grams)	Freq Weight %	Cumulative Weight %
-2.25	-2.375	0.000	0.000	0.000
-2.00	-2.125	0.000	0.000	0.000
-1.75	-1.875	0.000	0.000	0.000
-1.50	-1.625	0.000	0.000	0.000
-1.25	-1.375	0.000	0.000	0.000
-1.00	-1.125	0.000	0.000	0.000
-0.75	-0.875	0.000	0.000	0.000
-0.50	-0.625	0.000	0.000	0.000
-0.25	-0.375	0.000	0.000	0.000
0.00	-0.125	0.000	0.000	0.000
0.25	0.125	0.010	0.045	0.045
0.50	0.375	0.013	0.058	0.103
0.75	0.625	0.049	0.220	0.323
1.00	0.875	0.256	1.147	1.470
1.25	1.125	0.623	2.792	4.262
1.50	1.375	1.537	6.888	11.149
1.75	1.625	2.526	11.320	22.469
2.00	1.875	4.101	18.378	40.847
2.25	2.125	4.292	19.234	60.081
2.50	2.375	4.207	18.853	78.933
2.75	2.625	3.191	14.300	93.233
3.00	2.875	1.274	5.709	98.942
3.25	3.125	0.173	0.775	99.718
3.50	3.375	0.033	0.148	99.866
3.75	3.625	0.016	0.072	99.937
4.00	3.875	0.009	0.040	99.978
5.00	4.500	0.005	0.022	100.000

Statistical Results			
Mean:	2.0967	phi	(0.2338 mm)
Standard Dev:	0.4863	phi-units	(0.7138 mm)
Skewness:	-0.2565	dimensionless	
Kurtosis:	2.9689	dimensionless	
5th Moment:	-1.5924	dimensionless	
6th Moment:	18.4406	dimensionless	
RARD *	0.2319	dimensionless	
Median	1.9940	phi	(0.251 mm)

* RARD = reciprocal absolute relative dispersion (see below)

Statistical Explanation	
Calculations based on the Method of Moments	
Skewness: 3rd Stand. Moment; Exact Gaussian = 0.0	
Kurtosis: 4th Stand. Moment; Exact Gaussian = 3.0	
For Further Explanation, See Basille et al. 2002	
Millimeter data calculated by $mm = 2^{-(\phi)}$	

Reciprocal Absolute Relative Dispersion (RARD) Scale	
< 0.5	Excellent homogeneity (e.g., beaches)
0.5 to 1.0	Good homogeneity
1.0 to 1.33	Fair homogeneity
> 1.33	Poor homogeneity (e.g., glacial)



CR-40-BB

