

Onshore Grab Sample

Sample: CR-30-BB
Sample Taken By: D. Phelps
Sample Collected On: 1/27/10
Splits? N/A

County: Collier
Latitude: 25° 59' 28.9"
Longitude: 81° 45' 5.8"
Datum: WGS 84
Surf. Elev: N/A
Datum: N/A

Fine Data Summary

Total Sample Weight 78.686 grams
Total Fines in Sample 0.126 grams
Total Percent Fines 0.16 %

Dry Sieving Summary

Total Sample Weight 78.632 grams
Total Digested Weight 60.115 grams
Total Carbonate Weight 18.517 grams
Total Silica % 76.45 %
Total Carbonate % 23.55 %
Carbonate/Silica Ratio 0.308

General Comments:

None

Description

Worked By: M. Ladle

Pre-Digestion Grain Size Distribution

Onshore Grab Sample

Sample: CR-30-BB

Total Sample Mass: 78.632 grams

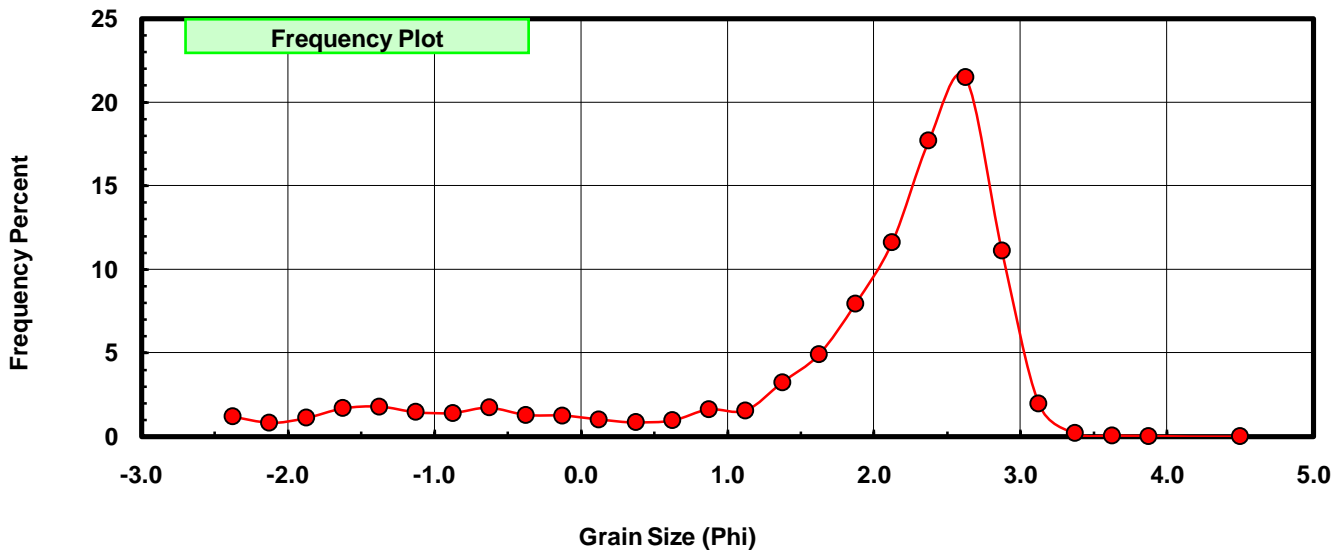
Sieve Size (phi)	Sieve Midpt (phi)	Weight (grams)	Freq Weight %	Cumulative Weight %
-2.25	-2.375	0.938	1.193	1.193
-2.00	-2.125	0.647	0.823	2.016
-1.75	-1.875	0.878	1.117	3.132
-1.50	-1.625	1.324	1.684	4.816
-1.25	-1.375	1.410	1.793	6.609
-1.00	-1.125	1.144	1.455	8.064
-0.75	-0.875	1.107	1.408	9.472
-0.50	-0.625	1.353	1.721	11.193
-0.25	-0.375	1.010	1.284	12.477
0.00	-0.125	0.978	1.244	13.721
0.25	0.125	0.796	1.012	14.733
0.50	0.375	0.670	0.852	15.585
0.75	0.625	0.754	0.959	16.544
1.00	0.875	1.285	1.634	18.178
1.25	1.125	1.229	1.563	19.741
1.50	1.375	2.544	3.235	22.977
1.75	1.625	3.860	4.909	27.886
2.00	1.875	6.239	7.934	35.820
2.25	2.125	9.138	11.621	47.441
2.50	2.375	13.913	17.694	65.135
2.75	2.625	16.885	21.473	86.609
3.00	2.875	8.744	11.120	97.729
3.25	3.125	1.541	1.960	99.688
3.50	3.375	0.163	0.207	99.896
3.75	3.625	0.056	0.071	99.967
4.00	3.875	0.017	0.022	99.989
5.00	4.50	0.009	0.011	100.000

Statistical Results			
Mean:	1.7735	phi	(0.2925 mm)
Standard Dev:	1.3402	phi-units	(0.395 mm)
Skewness:	-1.6321	dimensionless	
Kurtosis:	4.6100	dimensionless	
5th Moment:	-11.5488	dimensionless	
6th Moment:	31.2704	dimensionless	
RARD *	0.7557	dimensionless	
Median	2.1612	phi	(0.2236 mm)

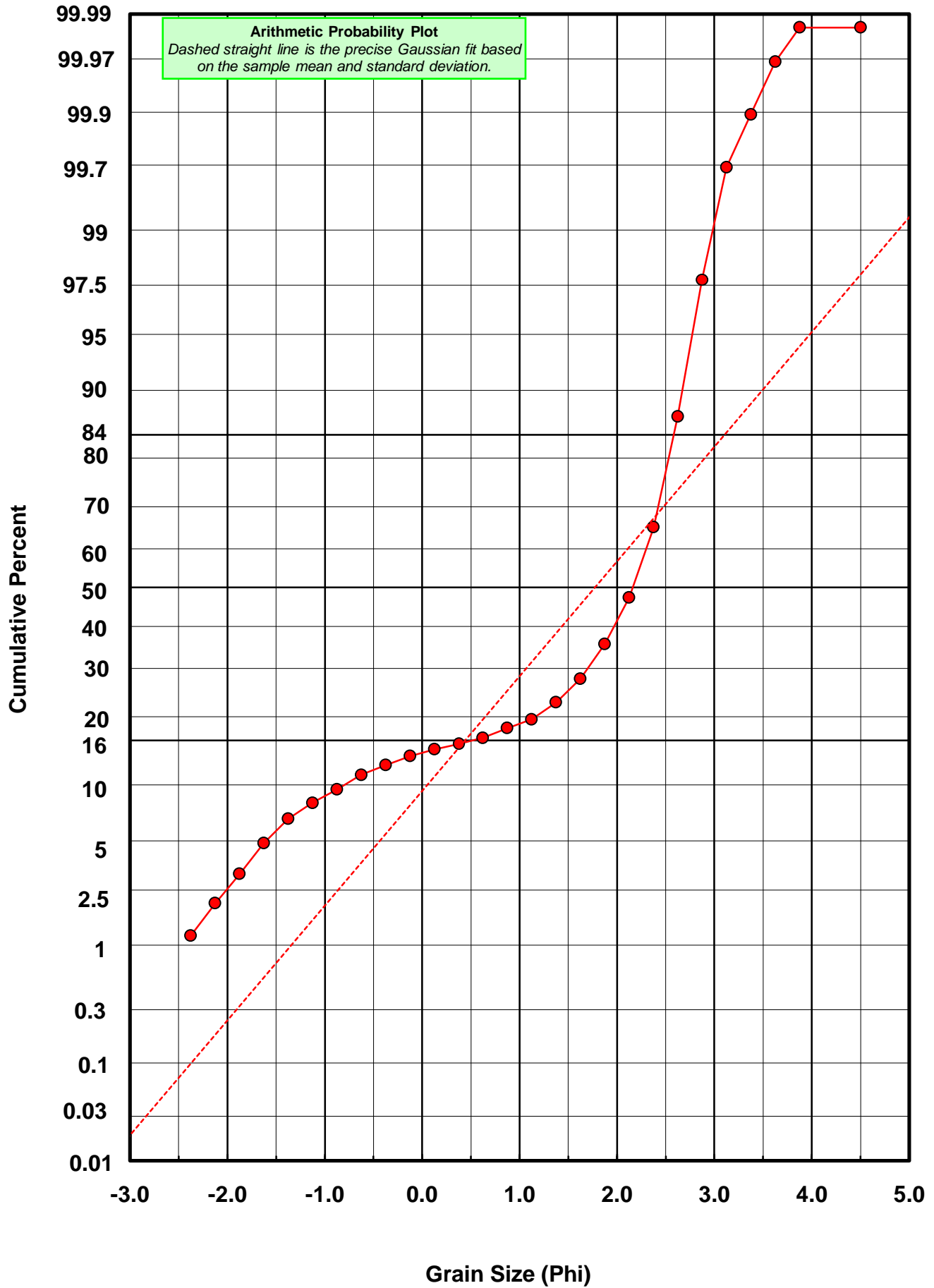
* RARD = reciprocal absolute relative dispersion (see below)

Statistical Explanation	
Calculations based on the Method of Moments	
Skewness: 3rd Stand. Moment; Exact Gaussian = 0.0	
Kurtosis: 4th Stand. Moment; Exact Gaussian = 3.0	
For Further Explanation, See Basille et al. 2002	
Millimeter data calculated by $mm = 2^{-(\phi)}$	

Reciprocal Absolute Relative Dispersion (RARD) Scale	
< 0.5	Excellent homogeneity (e.g., beaches)
0.5 to 1.0	Good homogeneity
1.0 to 1.33	Fair homogeneity
> 1.33	Poor homogeneity (e.g., glacial)



CR-30-BB



Carbonate Grain Size Distribution

Onshore Grab Sample

Sample: CR-30-BB

Total Carbonate Mass: 20.315 grams

% Carbonate: 23.5 %

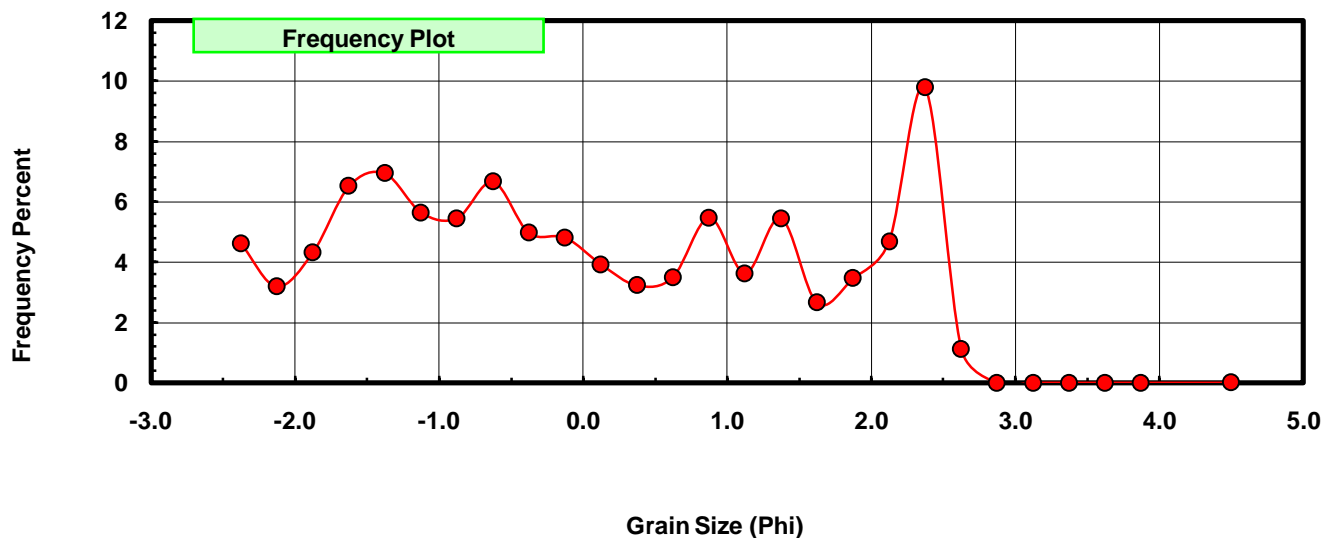
Sieve Size (phi)	Sieve Midpt (phi)	Weight (grams)	Freq Weight %	Cumulative Weight %
-2.25	-2.375	0.938	4.617	4.617
-2.00	-2.125	0.647	3.185	7.802
-1.75	-1.875	0.878	4.322	12.124
-1.50	-1.625	1.324	6.517	18.641
-1.25	-1.375	1.410	6.941	25.582
-1.00	-1.125	1.144	5.631	31.213
-0.75	-0.875	1.107	5.449	36.663
-0.50	-0.625	1.353	6.660	43.323
-0.25	-0.375	1.010	4.972	48.294
0.00	-0.125	0.978	4.814	53.109
0.25	0.125	0.796	3.918	57.027
0.50	0.375	0.656	3.229	60.256
0.75	0.625	0.710	3.495	63.751
1.00	0.875	1.111	5.469	69.220
1.25	1.125	0.736	3.623	72.843
1.50	1.375	1.107	5.449	78.292
1.75	1.625	0.539	2.653	80.945
2.00	1.875	0.704	3.465	84.411
2.25	2.125	0.952	4.686	89.097
2.50	2.375	1.987	9.781	98.878
2.75	2.625	0.226	1.112	99.990
3.00	2.875	0.000	0.000	99.990
3.25	3.125	0.000	0.000	99.990
3.50	3.375	0.000	0.000	99.990
3.75	3.625	0.000	0.000	99.990
4.00	3.875	0.000	0.000	99.990
5.00	4.500	0.002	0.010	100.000

Statistical Results			
Mean:	0.0350	phi	(0.9761 mm)
Standard Dev:	1.5378	phi-units	(0.3444 mm)
Skewness:	0.1481	dimensionless	
Kurtosis:	1.6814	dimensionless	
5th Moment:	0.4649	dimensionless	
6th Moment:	3.3985	dimensionless	
RARD *	43.9778	dimensionless	
Median	-0.2864	phi	(1.2196 mm)

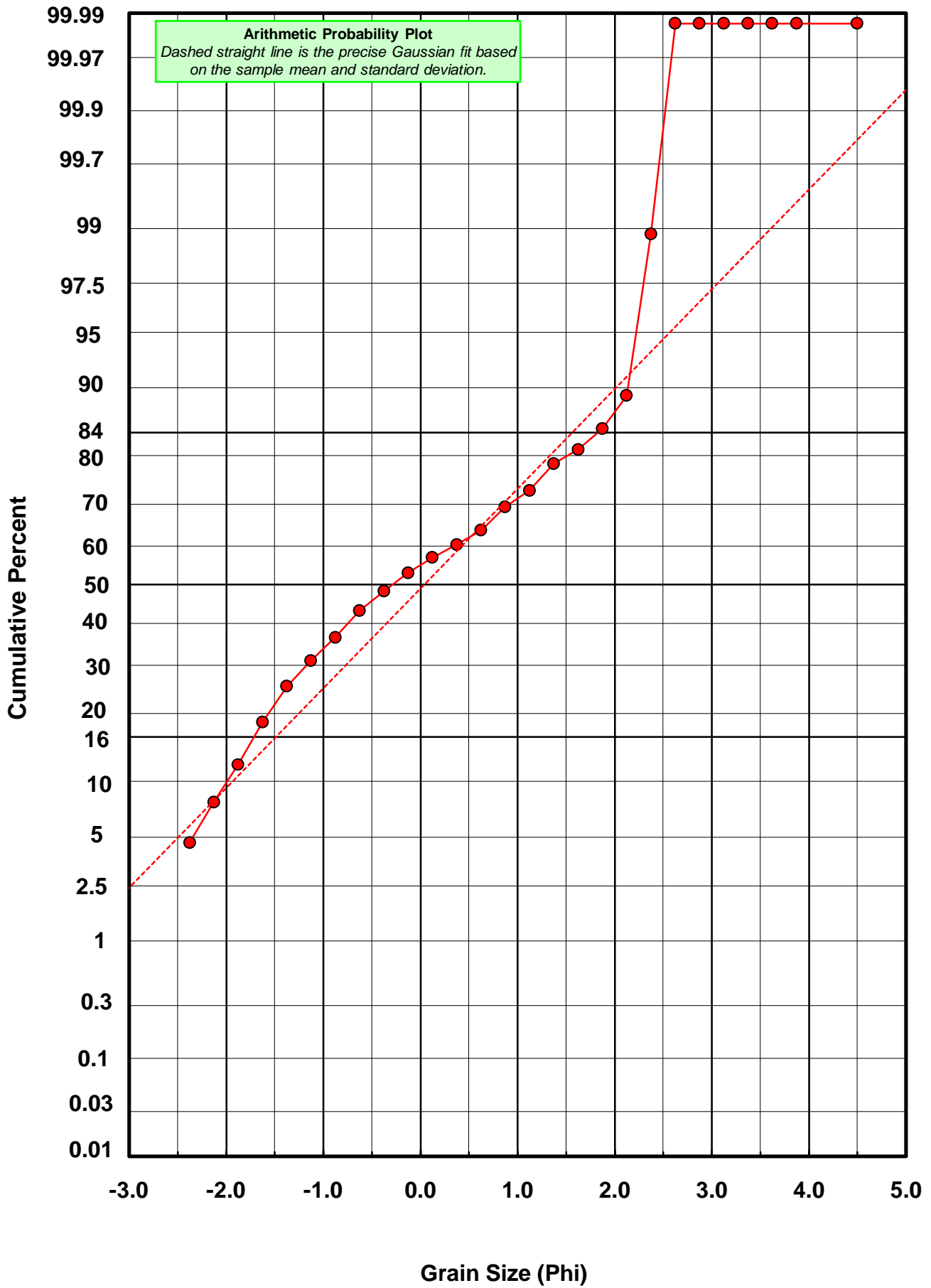
* RARD = reciprocal absolute relative dispersion (see below)

Statistical Explanation	
Calculations based on the Method of Moments	
Skewness: 3rd Stand. Moment; Exact Gaussian = 0.0	
Kurtosis: 4th Stand. Moment; Exact Gaussian = 3.0	
For Further Explanation, See Basille et al. 2002	
Millimeter data calculated by $mm = 2^{(-\phi)}$	

Reciprocal Absolute Relative Dispersion (RARD) Scale	
< 0.5	Excellent homogeneity (e.g., beaches)
0.5 to 1.0	Good homogeneity
1.0 to 1.33	Fair homogeneity
> 1.33	Poor homogeneity (e.g., glacial)



CR-30-BB



Post-Digestion Grain Size Distribution

Onshore Grab Sample

Sample: CR-30-BB

Total Digested Mass: 60.115 grams

% Silica: 76.5 %

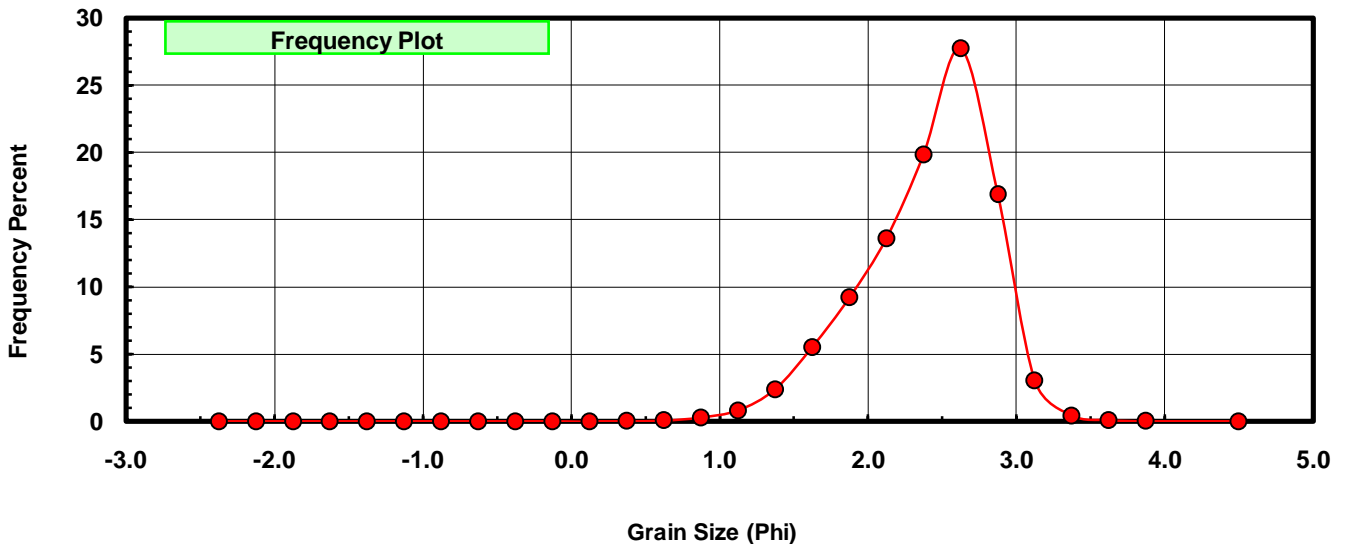
Sieve Size (phi)	Sieve Midpt (phi)	Weight (grams)	Freq Weight %	Cumulative Weight %
-2.25	-2.375	0.000	0.000	0.000
-2.00	-2.125	0.000	0.000	0.000
-1.75	-1.875	0.000	0.000	0.000
-1.50	-1.625	0.000	0.000	0.000
-1.25	-1.375	0.000	0.000	0.000
-1.00	-1.125	0.000	0.000	0.000
-0.75	-0.875	0.000	0.000	0.000
-0.50	-0.625	0.000	0.000	0.000
-0.25	-0.375	0.000	0.000	0.000
0.00	-0.125	0.000	0.000	0.000
0.25	0.125	0.000	0.000	0.000
0.50	0.375	0.014	0.023	0.023
0.75	0.625	0.044	0.073	0.096
1.00	0.875	0.174	0.289	0.386
1.25	1.125	0.493	0.820	1.206
1.50	1.375	1.437	2.390	3.596
1.75	1.625	3.321	5.524	9.121
2.00	1.875	5.535	9.207	18.328
2.25	2.125	8.186	13.617	31.945
2.50	2.375	11.926	19.839	51.784
2.75	2.625	16.659	27.712	79.496
3.00	2.875	10.150	16.884	96.380
3.25	3.125	1.818	3.024	99.404
3.50	3.375	0.268	0.446	99.850
3.75	3.625	0.062	0.103	99.953
4.00	3.875	0.021	0.035	99.988
5.00	4.500	0.007	0.012	100.000

Statistical Results			
Mean:	2.3961	phi	(0.19 mm)
Standard Dev:	0.4424	phi-units	(0.7359 mm)
Skewness:	-0.6773	dimensionless	
Kurtosis:	3.4403	dimensionless	
5th Moment:	-5.5152	dimensionless	
6th Moment:	24.0515	dimensionless	
RARD *	0.1846	dimensionless	
Median	2.3525	phi	(0.1958 mm)

* RARD = reciprocal absolute relative dispersion (see below)

Statistical Explanation	
Calculations based on the Method of Moments	
Skewness: 3rd Stand. Moment; Exact Gaussian = 0.0	
Kurtosis: 4th Stand. Moment; Exact Gaussian = 3.0	
For Further Explanation, See Basille et al. 2002	
Millimeter data calculated by $mm = 2^{-(\phi)}$	

Reciprocal Absolute Relative Dispersion (RARD) Scale	
< 0.5	Excellent homogeneity (e.g., beaches)
0.5 to 1.0	Good homogeneity
1.0 to 1.33	Fair homogeneity
> 1.33	Poor homogeneity (e.g., glacial)



CR-30-BB

