

**Onshore Grab Sample**

**Sample:** CR-26-BB  
**Sample Taken By:** D. Phelps  
**Sample Collected On:** 1/27/10  
**Splits?** N/A

**County:** Collier  
**Latitude:** 26° 2' 33.5"  
**Longitude:** 81° 46' 41.5"  
**Datum:** WGS 84  
**Surf. Elev:** N/A  
**Datum:** N/A

**Fine Data Summary**

Total Sample Weight	65.779 grams
Total Fines in Sample	0.104 grams
Total Percent Fines	0.16 %

**Dry Sieving Summary**

Total Sample Weight	65.669 grams
Total Digested Weight	55.944 grams
Total Carbonate Weight	9.725 grams
Total Silica %	85.19 %
Total Carbonate %	14.81 %
Carbonate/Silica Ratio	0.174

**General Comments:**

None

**Description**

Worked By: M. Ladle

# Pre-Digestion Grain Size Distribution

Onshore Grab Sample

Sample: CR-26-BB

Total Sample Mass: 65.669 grams

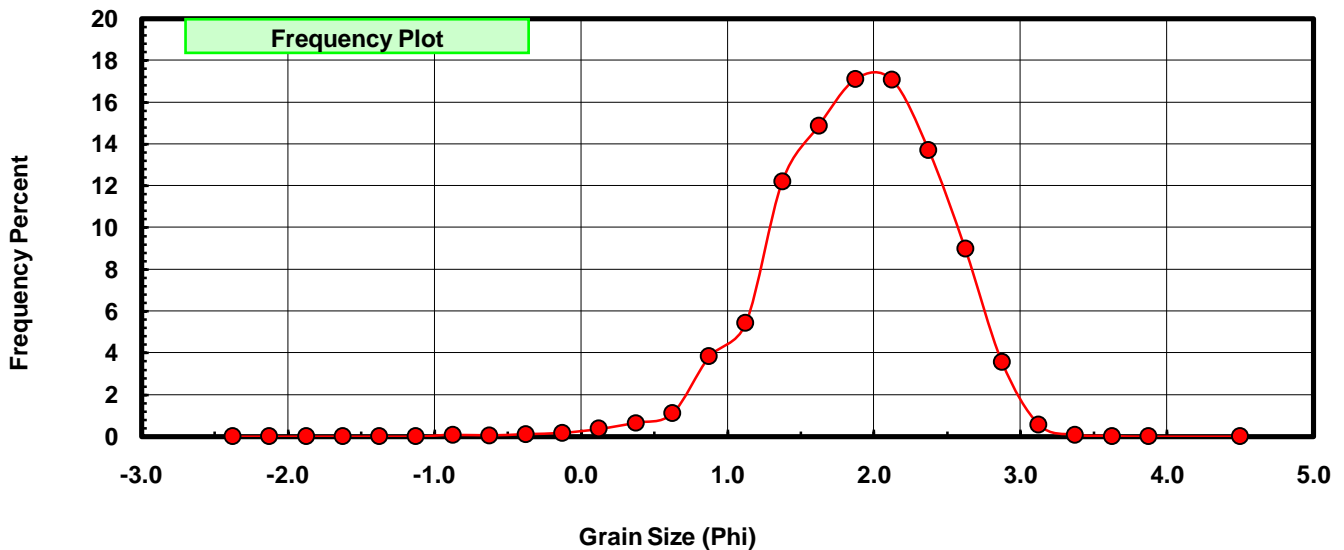
Sieve Size (phi)	Sieve Midpt (phi)	Weight (grams)	Freq Weight %	Cumulative Weight %
-2.25	-2.375	0.000	0.000	0.000
-2.00	-2.125	0.000	0.000	0.000
-1.75	-1.875	0.000	0.000	0.000
-1.50	-1.625	0.000	0.000	0.000
-1.25	-1.375	0.000	0.000	0.000
-1.00	-1.125	0.000	0.000	0.000
-0.75	-0.875	0.055	0.084	0.084
-0.50	-0.625	0.036	0.055	0.139
-0.25	-0.375	0.072	0.110	0.248
0.00	-0.125	0.116	0.177	0.425
0.25	0.125	0.242	0.369	0.793
0.50	0.375	0.441	0.672	1.465
0.75	0.625	0.731	1.113	2.578
1.00	0.875	2.514	3.828	6.406
1.25	1.125	3.560	5.421	11.827
1.50	1.375	8.018	12.210	24.037
1.75	1.625	9.766	14.872	38.909
2.00	1.875	11.228	17.098	56.007
2.25	2.125	11.200	17.055	73.062
2.50	2.375	8.988	13.687	86.749
2.75	2.625	5.896	8.978	95.727
3.00	2.875	2.350	3.579	99.306
3.25	3.125	0.373	0.568	99.874
3.50	3.375	0.050	0.076	99.950
3.75	3.625	0.018	0.027	99.977
4.00	3.875	0.007	0.011	99.988
5.00	4.50	0.008	0.012	100.000

Statistical Results			
Mean:	1.8812	phi	(0.2715 mm)
Standard Dev:	0.5688	phi-units	(0.6742 mm)
Skewness:	-0.4954	dimensionless	
Kurtosis:	3.7685	dimensionless	
5th Moment:	-6.9903	dimensionless	
6th Moment:	35.3866	dimensionless	
RARD *	0.3024	dimensionless	
Median	1.7872	phi	(0.2897 mm)

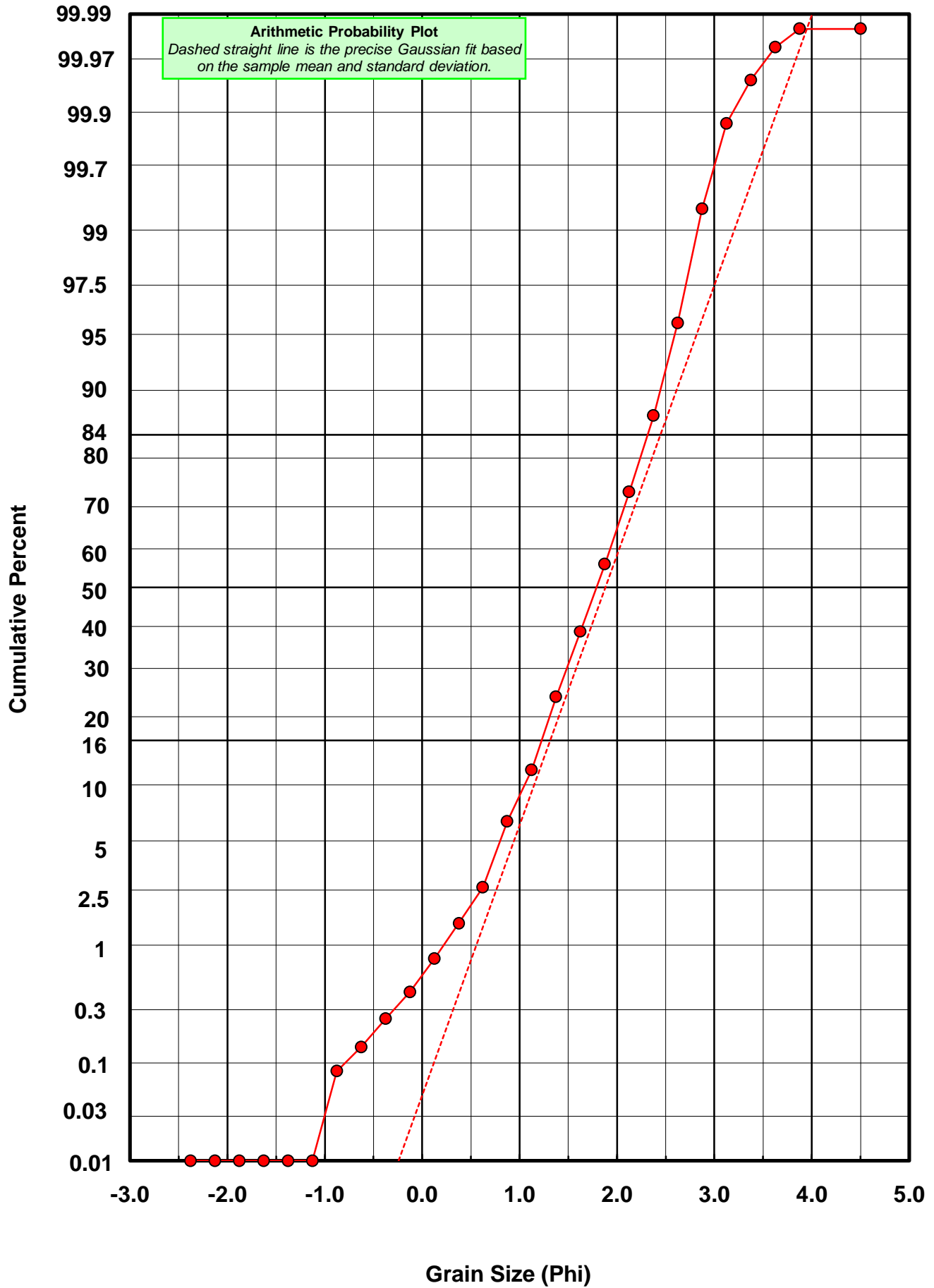
\* RARD = reciprocal absolute relative dispersion (see below)

Statistical Explanation	
Calculations based on the Method of Moments	
Skewness: 3rd Stand. Moment; Exact Gaussian = 0.0	
Kurtosis: 4th Stand. Moment; Exact Gaussian = 3.0	
For Further Explanation, See Basille et al. 2002	
Millimeter data calculated by $mm = 2^{-(\phi)}$	

Reciprocal Absolute Relative Dispersion (RARD) Scale	
< 0.5	Excellent homogeneity (e.g., beaches)
0.5 to 1.0	Good homogeneity
1.0 to 1.33	Fair homogeneity
> 1.33	Poor homogeneity (e.g., glacial)



# CR-26-BB



# Carbonate Grain Size Distribution

Onshore Grab Sample

Sample: CR-26-BB

Total Carbonate Mass: 10.730 grams

% Carbonate: 14.8 %

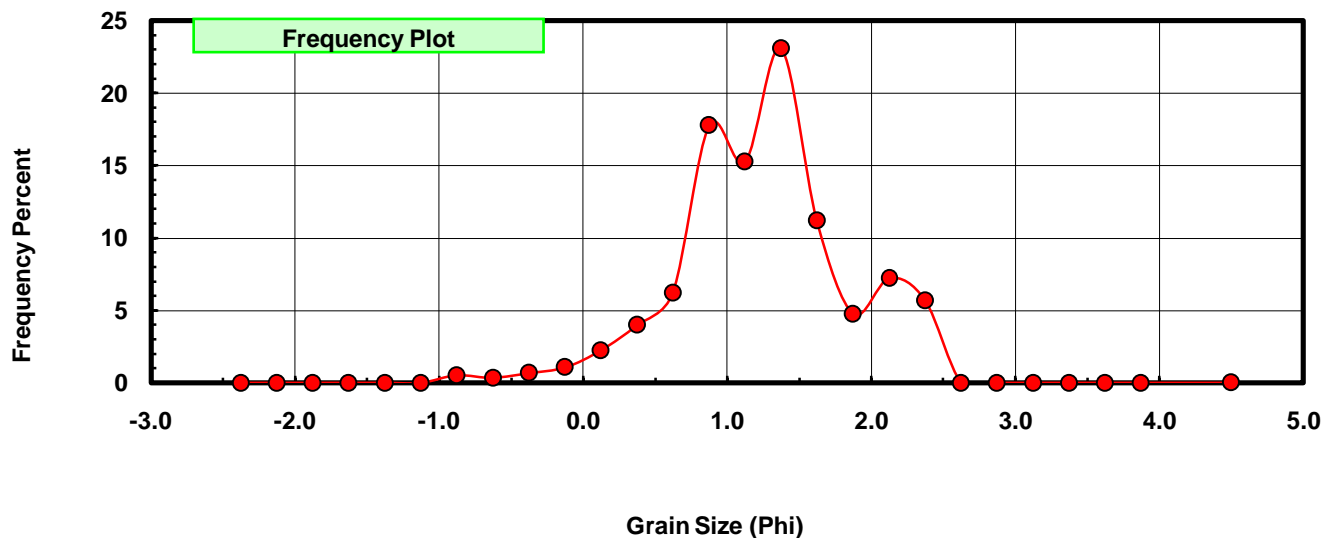
Sieve Size (phi)	Sieve Midpt (phi)	Weight (grams)	Freq Weight %	Cumulative Weight %
-2.25	-2.375	0.000	0.000	0.000
-2.00	-2.125	0.000	0.000	0.000
-1.75	-1.875	0.000	0.000	0.000
-1.50	-1.625	0.000	0.000	0.000
-1.25	-1.375	0.000	0.000	0.000
-1.00	-1.125	0.000	0.000	0.000
-0.75	-0.875	0.055	0.513	0.513
-0.50	-0.625	0.036	0.336	0.848
-0.25	-0.375	0.072	0.671	1.519
0.00	-0.125	0.116	1.081	2.600
0.25	0.125	0.242	2.255	4.856
0.50	0.375	0.427	3.979	8.835
0.75	0.625	0.667	6.216	15.051
1.00	0.875	1.906	17.763	32.815
1.25	1.125	1.636	15.247	48.062
1.50	1.375	2.476	23.075	71.137
1.75	1.625	1.200	11.184	82.321
2.00	1.875	0.512	4.772	87.092
2.25	2.125	0.774	7.213	94.306
2.50	2.375	0.610	5.685	99.991
2.75	2.625	0.000	0.000	99.991
3.00	2.875	0.000	0.000	99.991
3.25	3.125	0.000	0.000	99.991
3.50	3.375	0.000	0.000	99.991
3.75	3.625	0.000	0.000	99.991
4.00	3.875	0.000	0.000	99.991
5.00	4.500	0.001	0.009	100.000

Statistical Results			
Mean:	1.2503	phi	(0.4204 mm)
Standard Dev:	0.6212	phi-units	(0.6501 mm)
Skewness:	-0.2838	dimensionless	
Kurtosis:	3.3871	dimensionless	
5th Moment:	-3.8089	dimensionless	
6th Moment:	21.9488	dimensionless	
RARD *	0.4968	dimensionless	
Median	1.1460	phi	(0.4519 mm)

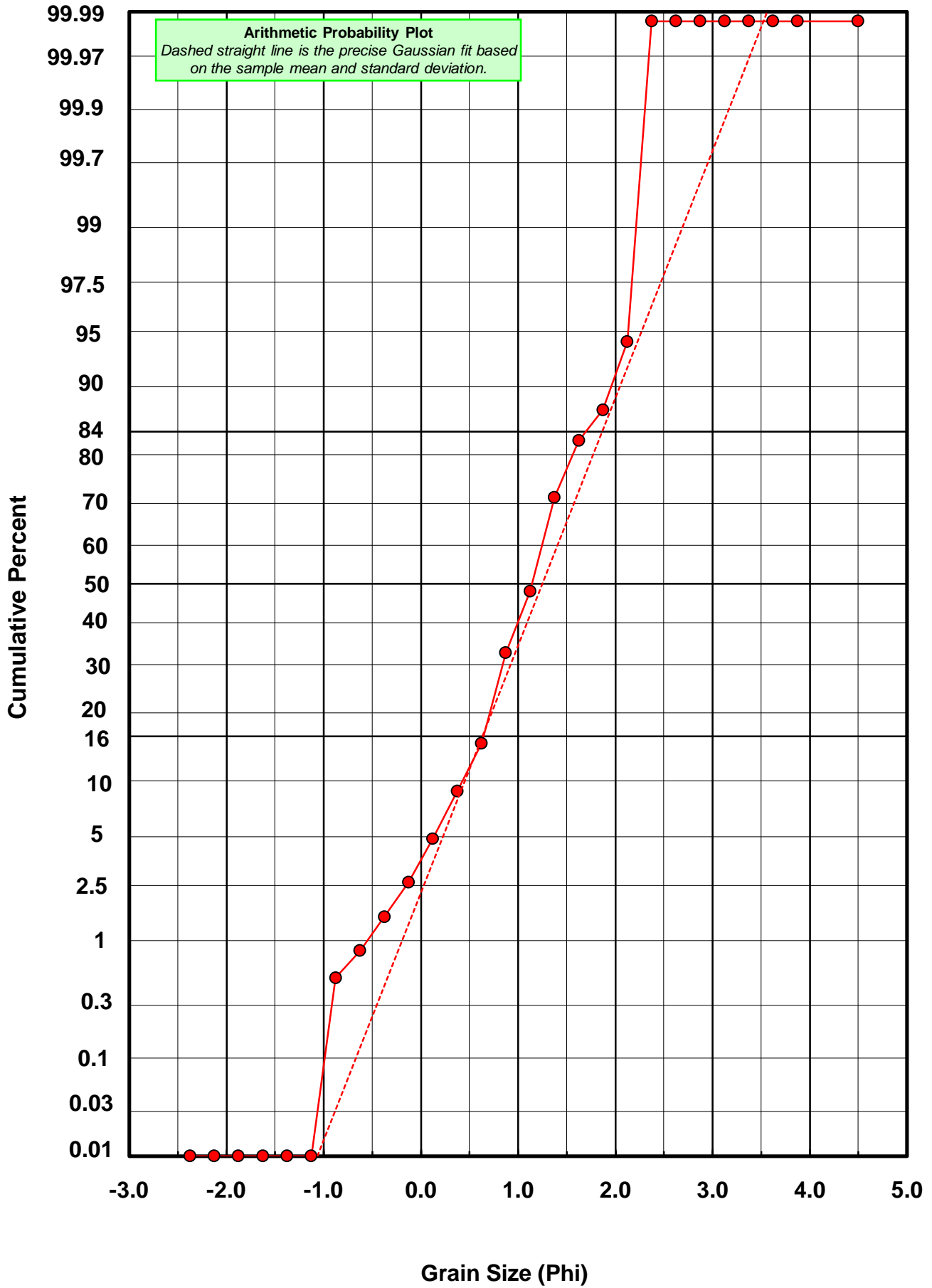
\* RARD = reciprocal absolute relative dispersion (see below)

Statistical Explanation	
Calculations based on the Method of Moments	
Skewness: 3rd Stand. Moment; Exact Gaussian = 0.0	
Kurtosis: 4th Stand. Moment; Exact Gaussian = 3.0	
For Further Explanation, See Basille et al. 2002	
Millimeter data calculated by $mm = 2^{-(\phi)}$	

Reciprocal Absolute Relative Dispersion (RARD) Scale	
< 0.5	Excellent homogeneity (e.g., beaches)
0.5 to 1.0	Good homogeneity
1.0 to 1.33	Fair homogeneity
> 1.33	Poor homogeneity (e.g., glacial)



# CR-26-BB



# Post-Digestion Grain Size Distribution

Onshore Grab Sample

Sample: CR-26-BB

Total Digested Mass: 55.944 grams

% Silica: 85.2 %

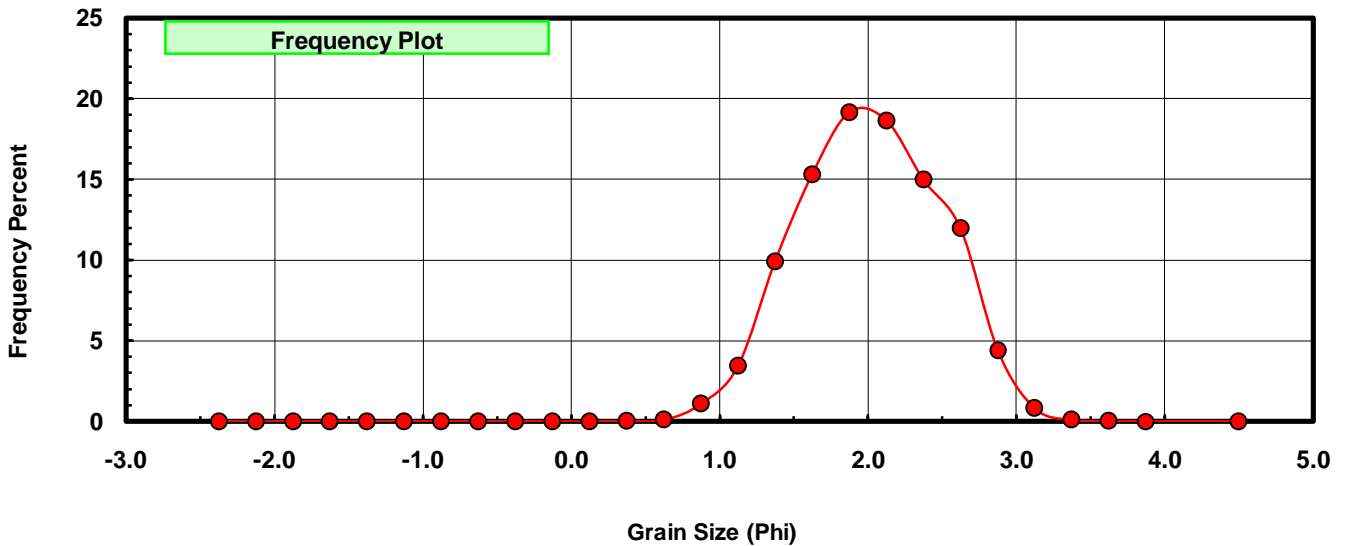
Sieve Size (phi)	Sieve Midpt (phi)	Weight (grams)	Freq Weight %	Cumulative Weight %
-2.25	-2.375	0.000	0.000	0.000
-2.00	-2.125	0.000	0.000	0.000
-1.75	-1.875	0.000	0.000	0.000
-1.50	-1.625	0.000	0.000	0.000
-1.25	-1.375	0.000	0.000	0.000
-1.00	-1.125	0.000	0.000	0.000
-0.75	-0.875	0.000	0.000	0.000
-0.50	-0.625	0.000	0.000	0.000
-0.25	-0.375	0.000	0.000	0.000
0.00	-0.125	0.000	0.000	0.000
0.25	0.125	0.000	0.000	0.000
0.50	0.375	0.014	0.025	0.025
0.75	0.625	0.064	0.114	0.139
1.00	0.875	0.608	1.087	1.226
1.25	1.125	1.924	3.439	4.665
1.50	1.375	5.542	9.906	14.572
1.75	1.625	8.566	15.312	29.883
2.00	1.875	10.716	19.155	49.038
2.25	2.125	10.426	18.636	67.675
2.50	2.375	8.378	14.976	82.651
2.75	2.625	6.691	11.960	94.611
3.00	2.875	2.460	4.397	99.008
3.25	3.125	0.461	0.824	99.832
3.50	3.375	0.057	0.102	99.934
3.75	3.625	0.021	0.038	99.971
4.00	3.875	0.009	0.016	99.987
5.00	4.500	0.007	0.013	100.000

Statistical Results			
Mean:	2.0170	phi	(0.2471 mm)
Standard Dev:	0.4785	phi-units	(0.7177 mm)
Skewness:	-0.0069	dimensionless	
Kurtosis:	2.6141	dimensionless	
5th Moment:	0.3007	dimensionless	
6th Moment:	12.7303	dimensionless	
RARD *	0.2372	dimensionless	
Median	1.8879	phi	(0.2702 mm)

\* RARD = reciprocal absolute relative dispersion (see below)

Statistical Explanation	
Calculations based on the Method of Moments	
Skewness: 3rd Stand. Moment; Exact Gaussian = 0.0	
Kurtosis: 4th Stand. Moment; Exact Gaussian = 3.0	
For Further Explanation, See Basille et al. 2002	
Millimeter data calculated by $mm = 2^{-(\phi)}$	

Reciprocal Absolute Relative Dispersion (RARD) Scale	
< 0.5	Excellent homogeneity (e.g., beaches)
0.5 to 1.0	Good homogeneity
1.0 to 1.33	Fair homogeneity
> 1.33	Poor homogeneity (e.g., glacial)



# CR-26-BB

