

**Onshore Grab Sample**

**Sample:** CR-19  
**Sample Taken By:** D. Phelps  
**Sample Collected On:** 11/5/09  
**Splits?** N/A

**County:** Collier  
**Latitude:** 26° 7' 26.6"  
**Longitude:** 81° 48' 18.3"  
**Datum:** WGS 84  
**Surf. Elev:** N/A  
**Datum:** N/A

**Fine Data Summary**

Total Sample Weight 59.886 grams  
Total Fines in Sample 0.202 grams  
Total Percent Fines 0.34 %

**Dry Sieving Summary**

Total Sample Weight 59.617 grams  
Total Digested Weight 54.289 grams  
Total Carbonate Weight 5.328 grams  
Total Silica % 91.06 %  
Total Carbonate % 8.94 %  
Carbonate/Silica Ratio 0.098

**General Comments:**

None

**Description**

Worked By: M. Ladle

# Pre-Digestion Grain Size Distribution

Onshore Grab Sample

Sample: CR-19

Total Sample Mass: 59.617 grams

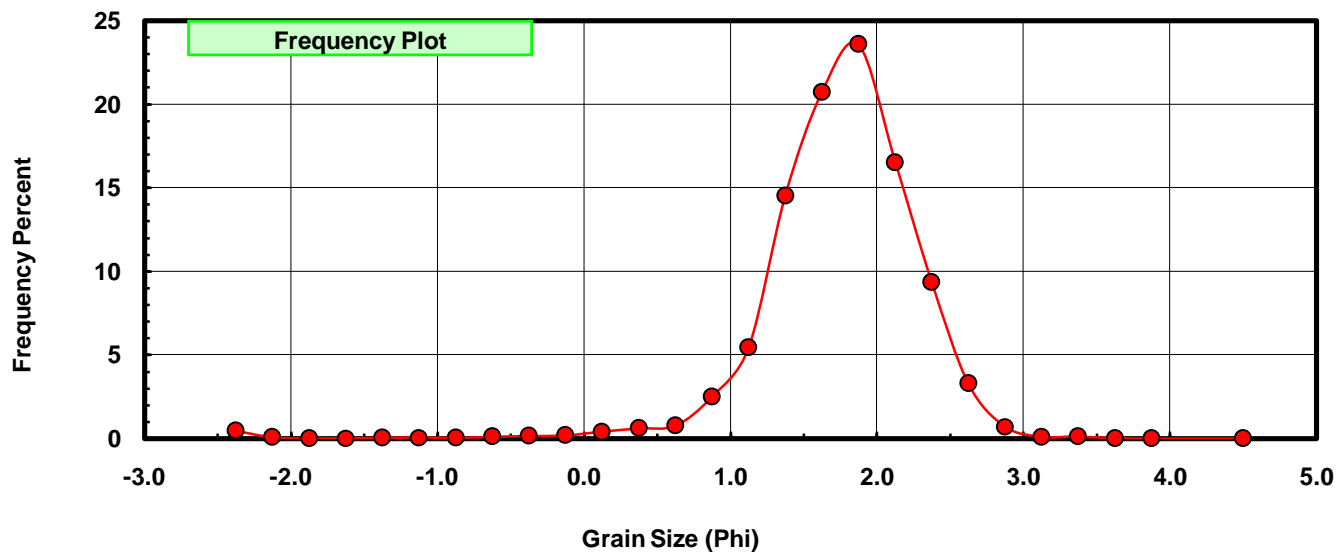
Sieve Size (phi)	Sieve Midpt (phi)	Weight (grams)	Freq Weight %	Cumulative Weight %
-2.25	-2.375	0.281	0.471	0.471
-2.00	-2.125	0.051	0.086	0.557
-1.75	-1.875	0.000	0.000	0.557
-1.50	-1.625	0.021	0.035	0.592
-1.25	-1.375	0.031	0.052	0.644
-1.00	-1.125	0.044	0.074	0.718
-0.75	-0.875	0.026	0.044	0.762
-0.50	-0.625	0.068	0.114	0.876
-0.25	-0.375	0.091	0.153	1.028
0.00	-0.125	0.117	0.196	1.224
0.25	0.125	0.246	0.413	1.637
0.50	0.375	0.364	0.611	2.248
0.75	0.625	0.455	0.763	3.011
1.00	0.875	1.496	2.509	5.520
1.25	1.125	3.257	5.463	10.983
1.50	1.375	8.668	14.539	25.523
1.75	1.625	12.347	20.711	46.233
2.00	1.875	14.059	23.582	69.816
2.25	2.125	9.852	16.525	86.341
2.50	2.375	5.577	9.355	95.696
2.75	2.625	1.966	3.298	98.994
3.00	2.875	0.432	0.725	99.718
3.25	3.125	0.060	0.101	99.819
3.50	3.375	0.077	0.129	99.948
3.75	3.625	0.019	0.032	99.980
4.00	3.875	0.006	0.010	99.990
5.00	4.50	0.006	0.010	100.000

Statistical Results			
Mean:	1.7428	phi	(0.2988 mm)
Standard Dev:	0.5822	phi-units	(0.6679 mm)
Skewness:	-2.4534	dimensionless	
Kurtosis:	17.3807	dimensionless	
5th Moment:	-106.9521	dimensionless	
6th Moment:	733.4627	dimensionless	
RARD *	0.3341	dimensionless	
Median	1.6649	phi	(0.3154 mm)

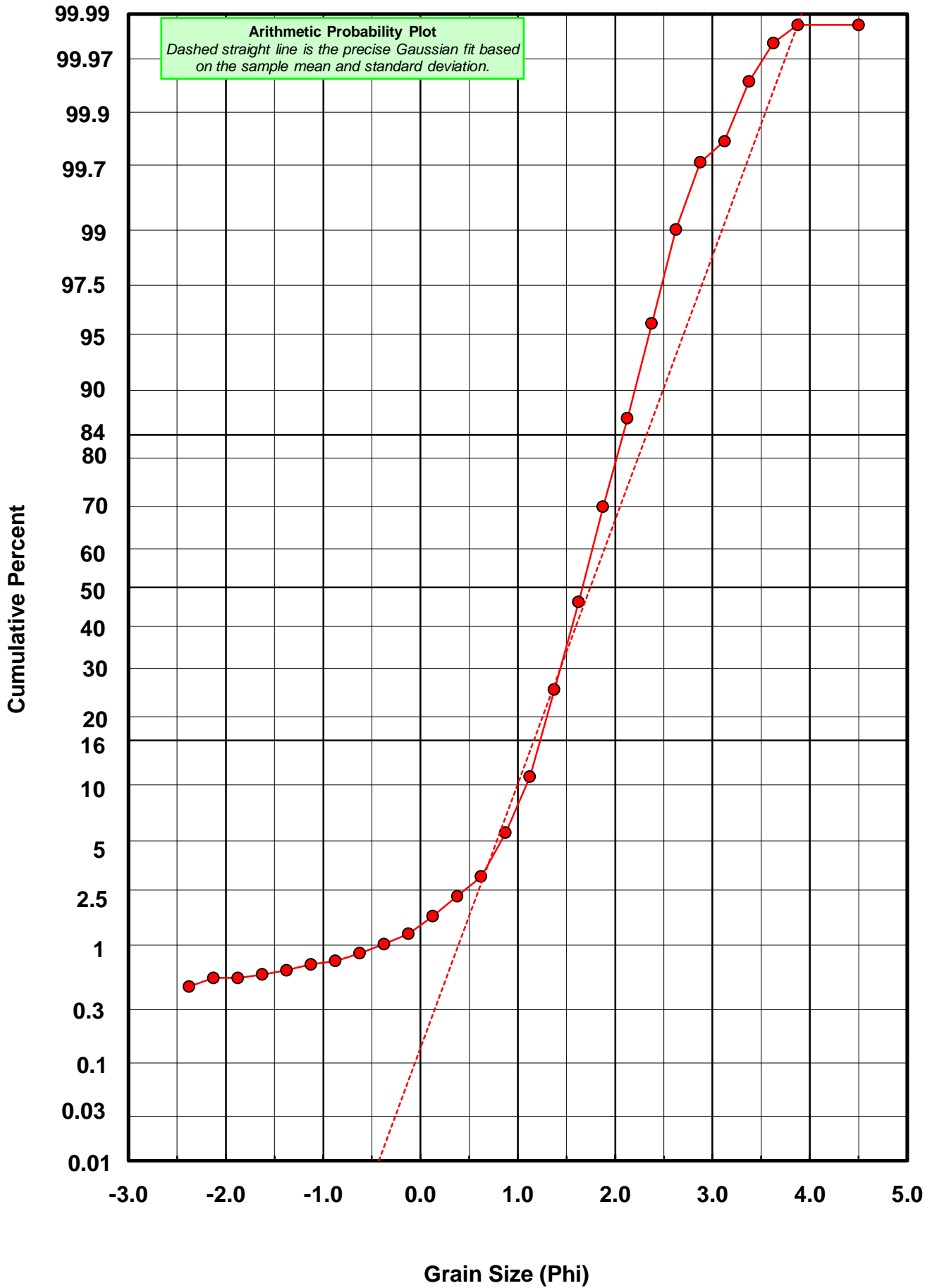
\* RARD = reciprocal absolute relative dispersion (see below)

Statistical Explanation	
Calculations based on the Method of Moments	
Skewness: 3rd Stand. Moment; Exact Gaussian = 0.0	
Kurtosis: 4th Stand. Moment; Exact Gaussian = 3.0	
For Further Explanation, See Basille et al. 2002	
Millimeter data calculated by $mm = 2^{-(\phi)}$	

Reciprocal Absolute Relative Dispersion (RARD) Scale	
< 0.5	Excellent homogeneity (e.g., beaches)
0.5 to 1.0	Good homogeneity
1.0 to 1.33	Fair homogeneity
> 1.33	Poor homogeneity (e.g., glacial)



# CR-19



# Carbonate Grain Size Distribution

Onshore Grab Sample

Sample: CR-19

Total Carbonate Mass: 5.794 grams

% Carbonate: 8.9 %

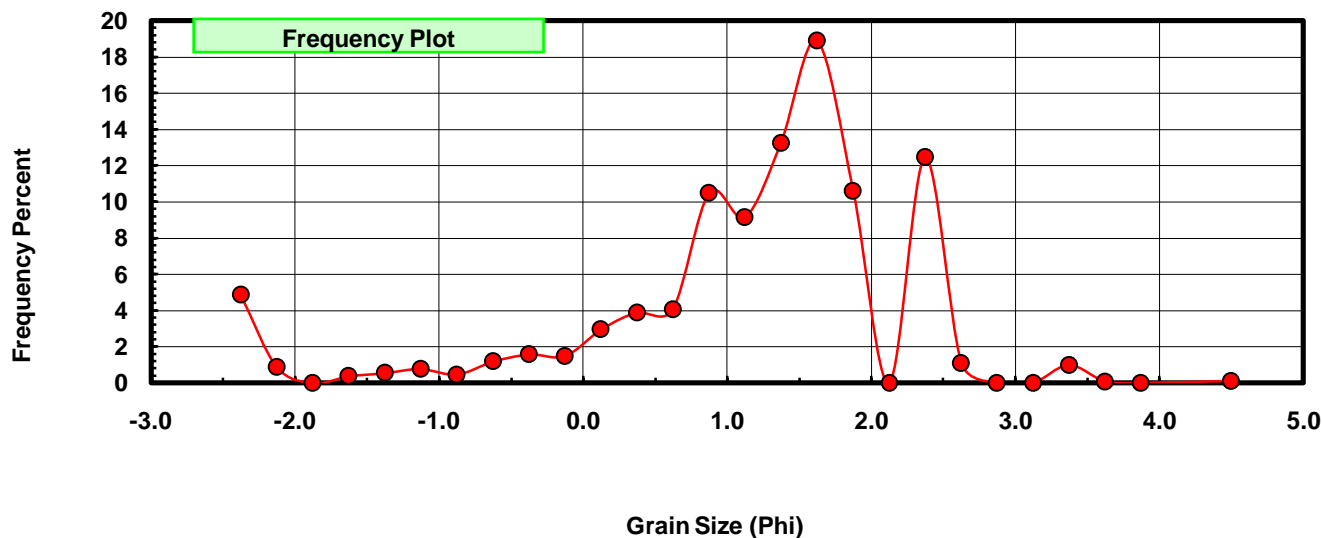
Sieve Size (phi)	Sieve Midpt (phi)	Weight (grams)	Freq Weight %	Cumulative Weight %
-2.25	-2.375	0.281	4.850	4.850
-2.00	-2.125	0.051	0.880	5.730
-1.75	-1.875	0.000	0.000	5.730
-1.50	-1.625	0.021	0.362	6.093
-1.25	-1.375	0.031	0.535	6.628
-1.00	-1.125	0.044	0.759	7.387
-0.75	-0.875	0.026	0.449	7.836
-0.50	-0.625	0.068	1.174	9.009
-0.25	-0.375	0.091	1.571	10.580
0.00	-0.125	0.086	1.484	12.064
0.25	0.125	0.171	2.951	15.016
0.50	0.375	0.225	3.883	18.899
0.75	0.625	0.235	4.056	22.955
1.00	0.875	0.608	10.494	33.448
1.25	1.125	0.530	9.147	42.596
1.50	1.375	0.767	13.238	55.834
1.75	1.625	1.094	18.882	74.715
2.00	1.875	0.614	10.597	85.312
2.25	2.125	0.000	0.000	85.312
2.50	2.375	0.721	12.444	97.756
2.75	2.625	0.063	1.087	98.844
3.00	2.875	0.000	0.000	98.844
3.25	3.125	0.000	0.000	98.844
3.50	3.375	0.057	0.984	99.827
3.75	3.625	0.004	0.069	99.896
4.00	3.875	0.000	0.000	99.896
5.00	4.500	0.006	0.104	100.000

Statistical Results			
Mean:	1.1156	phi	(0.4615 mm)
Standard Dev:	1.1690	phi-units	(0.4447 mm)
Skewness:	-1.4454	dimensionless	
Kurtosis:	5.3240	dimensionless	
5th Moment:	-13.1375	dimensionless	
6th Moment:	41.6250	dimensionless	
RARD *	1.0479	dimensionless	
Median	1.2648	phi	(0.4161 mm)

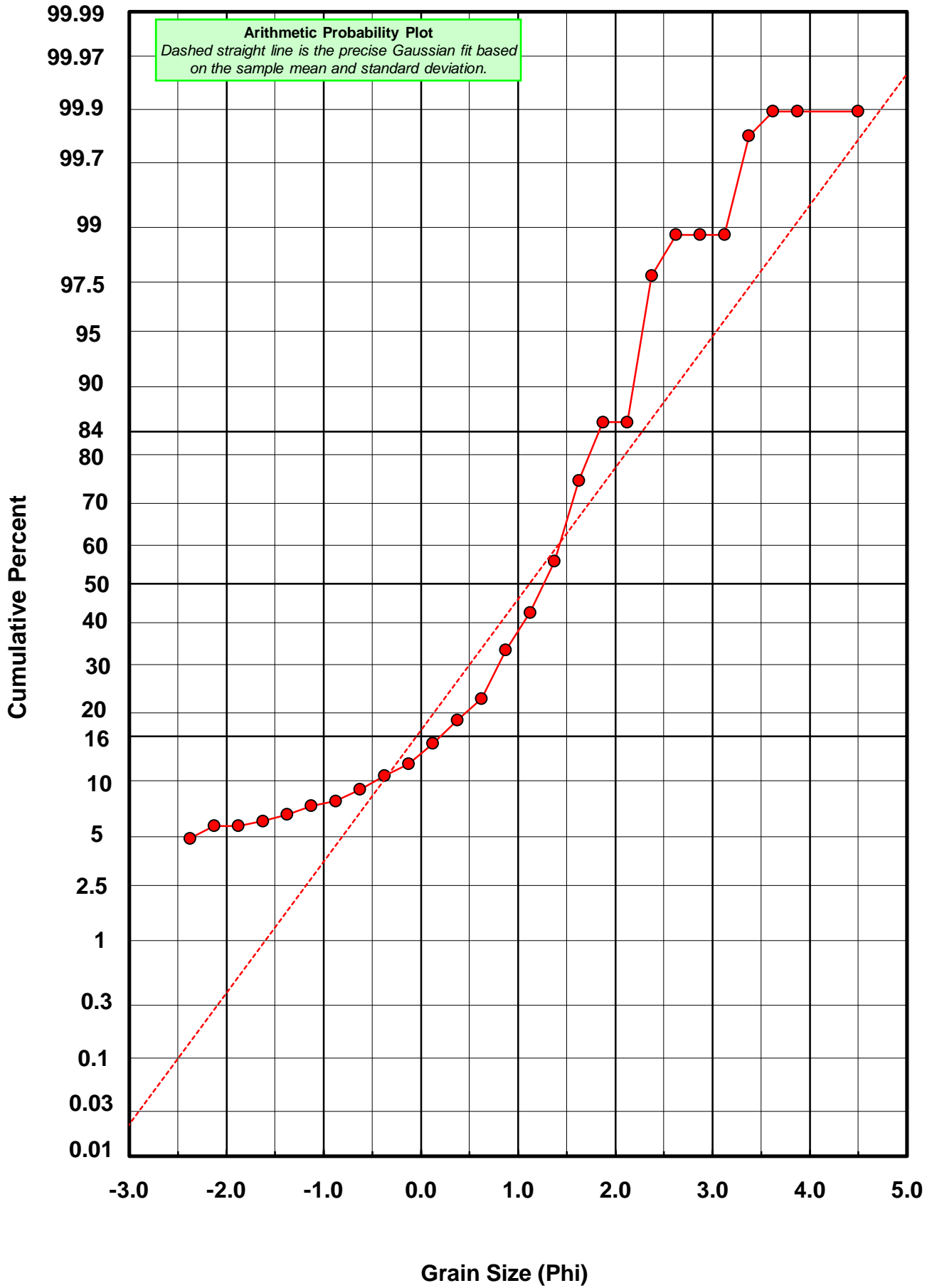
\* RARD = reciprocal absolute relative dispersion (see below)

Statistical Explanation	
Calculations based on the Method of Moments	
Skewness: 3rd Stand. Moment; Exact Gaussian = 0.0	
Kurtosis: 4th Stand. Moment; Exact Gaussian = 3.0	
For Further Explanation, See Basille et al. 2002	
Millimeter data calculated by $mm = 2^{-(\phi)}$	

Reciprocal Absolute Relative Dispersion (RARD) Scale	
< 0.5	Excellent homogeneity (e.g., beaches)
0.5 to 1.0	Good homogeneity
1.0 to 1.33	Fair homogeneity
> 1.33	Poor homogeneity (e.g., glacial)



# CR-19



# Post-Digestion Grain Size Distribution

Onshore Grab Sample

Sample: CR-19

Total Digested Mass: 54.289 grams

% Silica: 91.1 %

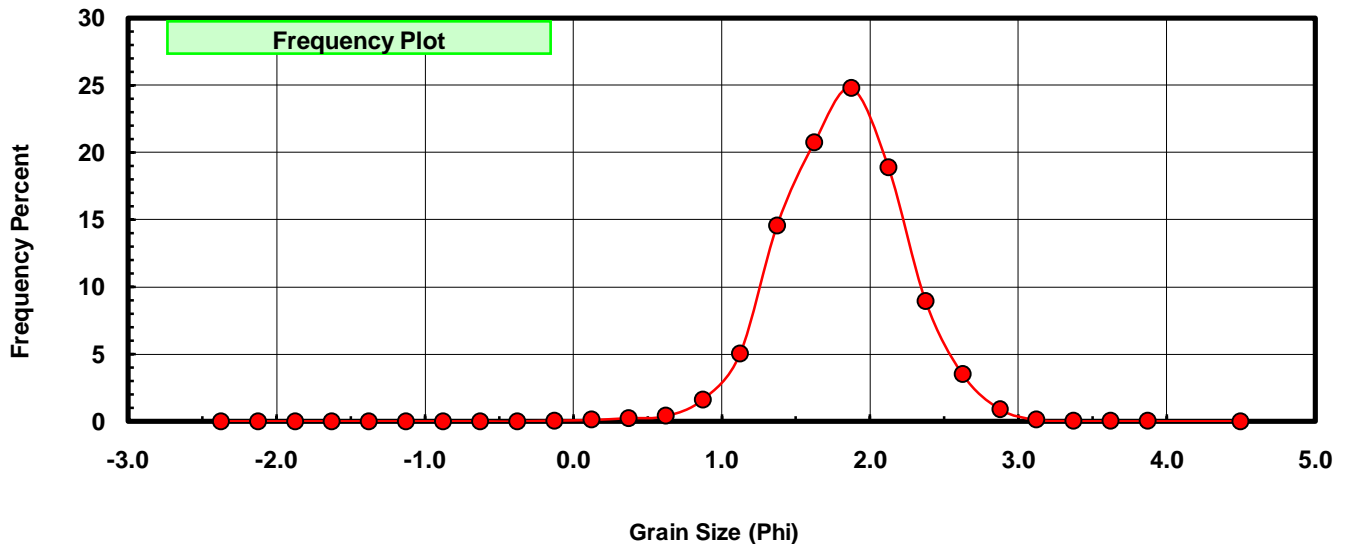
Sieve Size (phi)	Sieve Midpt (phi)	Weight (grams)	Freq Weight %	Cumulative Weight %
-2.25	-2.375	0.000	0.000	0.000
-2.00	-2.125	0.000	0.000	0.000
-1.75	-1.875	0.000	0.000	0.000
-1.50	-1.625	0.000	0.000	0.000
-1.25	-1.375	0.000	0.000	0.000
-1.00	-1.125	0.000	0.000	0.000
-0.75	-0.875	0.000	0.000	0.000
-0.50	-0.625	0.000	0.000	0.000
-0.25	-0.375	0.000	0.000	0.000
0.00	-0.125	0.031	0.057	0.057
0.25	0.125	0.075	0.138	0.195
0.50	0.375	0.139	0.256	0.451
0.75	0.625	0.220	0.405	0.857
1.00	0.875	0.888	1.636	2.492
1.25	1.125	2.727	5.023	7.515
1.50	1.375	7.901	14.554	22.069
1.75	1.625	11.253	20.728	42.797
2.00	1.875	13.445	24.766	67.562
2.25	2.125	10.249	18.879	86.441
2.50	2.375	4.856	8.945	95.386
2.75	2.625	1.903	3.505	98.891
3.00	2.875	0.492	0.906	99.797
3.25	3.125	0.064	0.118	99.915
3.50	3.375	0.020	0.037	99.952
3.75	3.625	0.015	0.028	99.980
4.00	3.875	0.011	0.020	100.000
5.00	4.500	0.000	0.000	100.000

Statistical Results			
Mean:	1.8141	phi	(0.2844 mm)
Standard Dev:	0.4236	phi-units	(0.7456 mm)
Skewness:	-0.1404	dimensionless	
Kurtosis:	3.7240	dimensionless	
5th Moment:	-2.3453	dimensionless	
6th Moment:	31.1676	dimensionless	
RARD *	0.2335	dimensionless	
Median	1.6977	phi	(0.3083 mm)

\* RARD = reciprocal absolute relative dispersion (see below)

Statistical Explanation	
Calculations based on the Method of Moments	
Skewness: 3rd Stand. Moment; Exact Gaussian = 0.0	
Kurtosis: 4th Stand. Moment; Exact Gaussian = 3.0	
For Further Explanation, See Basille et al. 2002	
Millimeter data calculated by $mm = 2^{-(\phi)}$	

Reciprocal Absolute Relative Dispersion (RARD) Scale	
< 0.5	Excellent homogeneity (e.g., beaches)
0.5 to 1.0	Good homogeneity
1.0 to 1.33	Fair homogeneity
> 1.33	Poor homogeneity (e.g., glacial)



# CR-19

