

**Onshore Grab Sample**

**Sample:** CR-11-BB  
**Sample Taken By:** D. Phelps  
**Sample Collected On:** 11/5/09  
**Splits?** N/A

**County:** Collier  
**Latitude:** 26° 13' 4.6"  
**Longitude:** 81° 49' 3.5"  
**Datum:** WGS 84  
**Surf. Elev:** N/A  
**Datum:** N/A

**Fine Data Summary**

Total Sample Weight 60.077 grams  
Total Fines in Sample 0.123 grams  
Total Percent Fines 0.20 %

**Dry Sieving Summary**

Total Sample Weight 59.956 grams  
Total Digested Weight 39.600 grams  
Total Carbonate Weight 20.356 grams  
Total Silica % 66.05 %  
Total Carbonate % 33.95 %  
Carbonate/Silica Ratio 0.514

**General Comments:**

None

**Description**

Worked By: M. Ladle

# Pre-Digestion Grain Size Distribution

Onshore Grab Sample

Sample: CR-11-BB

Total Sample Mass: 59.956 grams

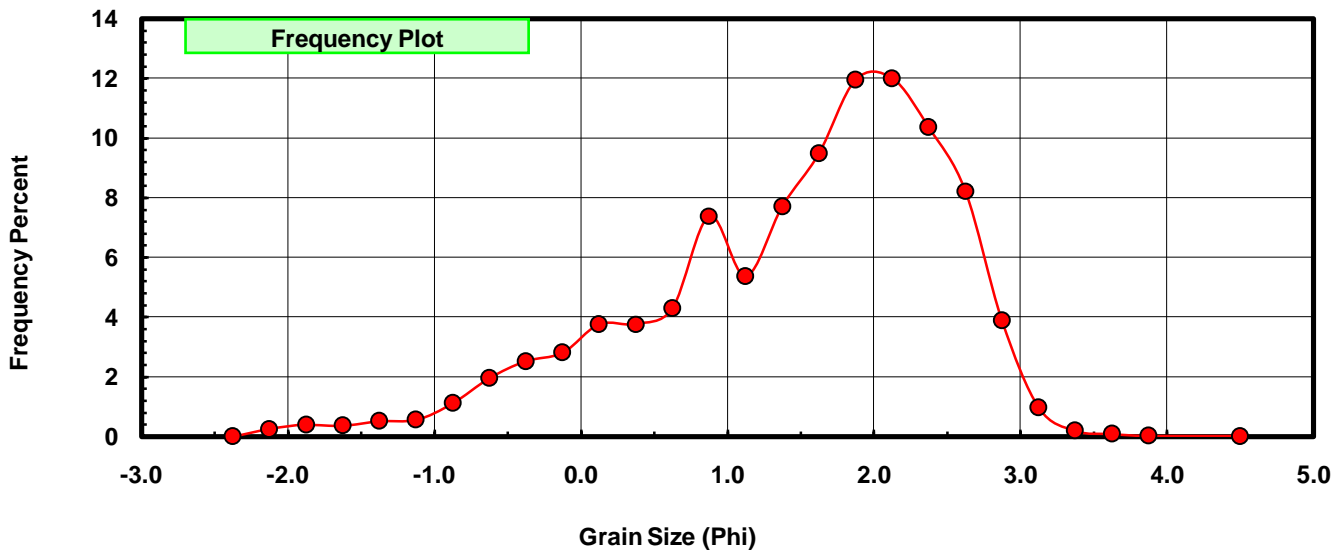
Sieve Size (phi)	Sieve Midpt (phi)	Weight (grams)	Freq Weight %	Cumulative Weight %
-2.25	-2.375	0.000	0.000	0.000
-2.00	-2.125	0.152	0.254	0.254
-1.75	-1.875	0.238	0.397	0.650
-1.50	-1.625	0.220	0.367	1.017
-1.25	-1.375	0.310	0.517	1.534
-1.00	-1.125	0.338	0.564	2.098
-0.75	-0.875	0.668	1.114	3.212
-0.50	-0.625	1.173	1.956	5.169
-0.25	-0.375	1.512	2.522	7.691
0.00	-0.125	1.687	2.814	10.504
0.25	0.125	2.257	3.764	14.269
0.50	0.375	2.261	3.771	18.040
0.75	0.625	2.573	4.291	22.331
1.00	0.875	4.433	7.394	29.725
1.25	1.125	3.223	5.376	35.101
1.50	1.375	4.624	7.712	42.813
1.75	1.625	5.681	9.475	52.288
2.00	1.875	7.161	11.944	64.232
2.25	2.125	7.193	11.997	76.229
2.50	2.375	6.207	10.353	86.582
2.75	2.625	4.934	8.229	94.811
3.00	2.875	2.333	3.891	98.702
3.25	3.125	0.582	0.971	99.673
3.50	3.375	0.116	0.193	99.867
3.75	3.625	0.053	0.088	99.955
4.00	3.875	0.018	0.030	99.985
5.00	4.50	0.009	0.015	100.000

Statistical Results			
Mean:	1.4582	phi	(0.3639 mm)
Standard Dev:	1.0379	phi-units	(0.487 mm)
Skewness:	-0.8260	dimensionless	
Kurtosis:	3.2755	dimensionless	
5th Moment:	-6.3801	dimensionless	
6th Moment:	19.9822	dimensionless	
RARD *	0.7118	dimensionless	
Median	1.5646	phi	(0.3381 mm)

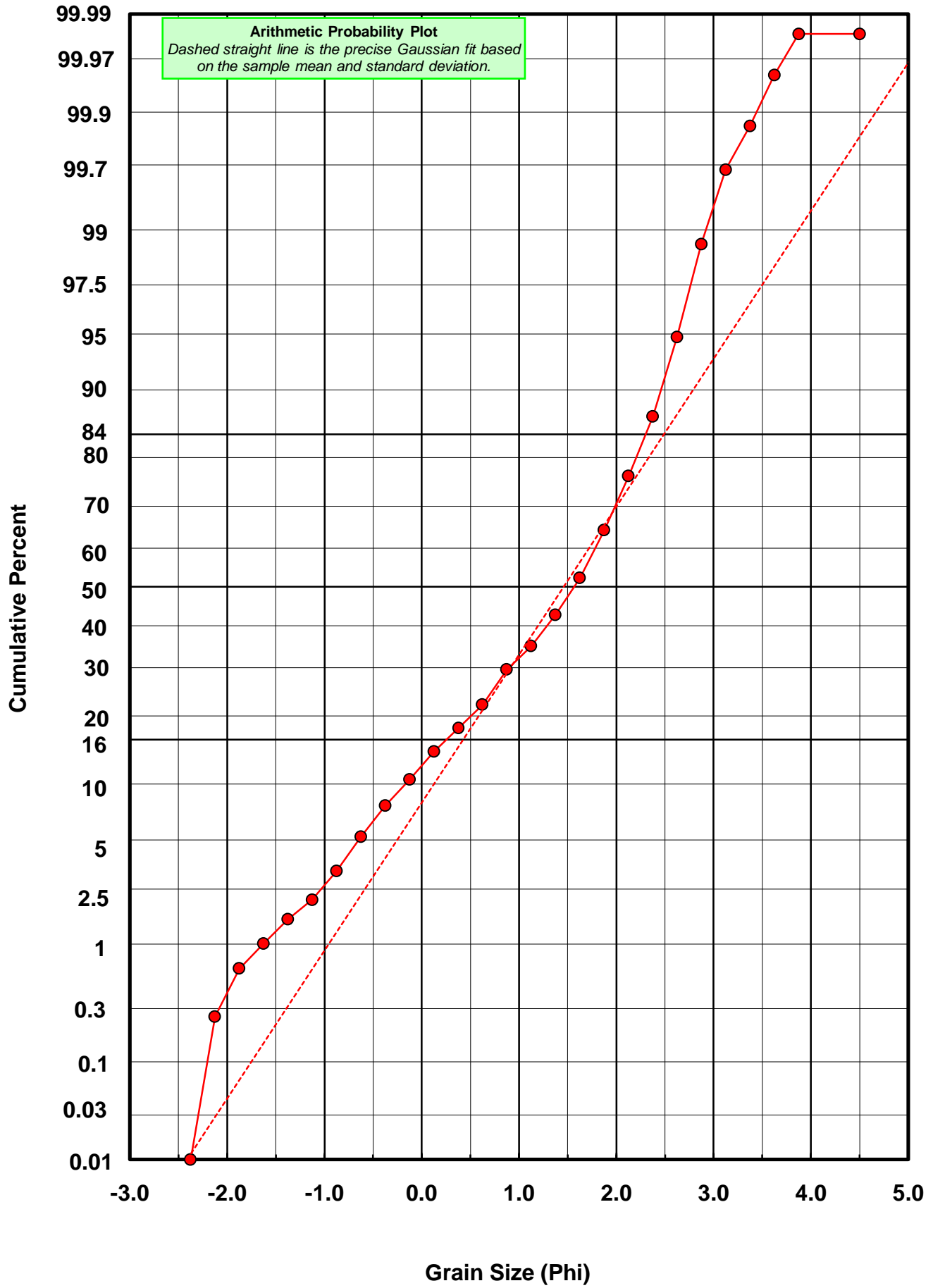
\* RARD = reciprocal absolute relative dispersion (see below)

Statistical Explanation	
Calculations based on the Method of Moments	
Skewness: 3rd Stand. Moment; Exact Gaussian = 0.0	
Kurtosis: 4th Stand. Moment; Exact Gaussian = 3.0	
For Further Explanation, See Basille et al. 2002	
Millimeter data calculated by $mm = 2^{-(\phi)}$	

Reciprocal Absolute Relative Dispersion (RARD) Scale	
< 0.5	Excellent homogeneity (e.g., beaches)
0.5 to 1.0	Good homogeneity
1.0 to 1.33	Fair homogeneity
> 1.33	Poor homogeneity (e.g., glacial)



# CR-11-BB



# Carbonate Grain Size Distribution

Onshore Grab Sample

Sample: CR-11-BB

Total Carbonate Mass: 20.375 grams

% Carbonate: 34.0 %

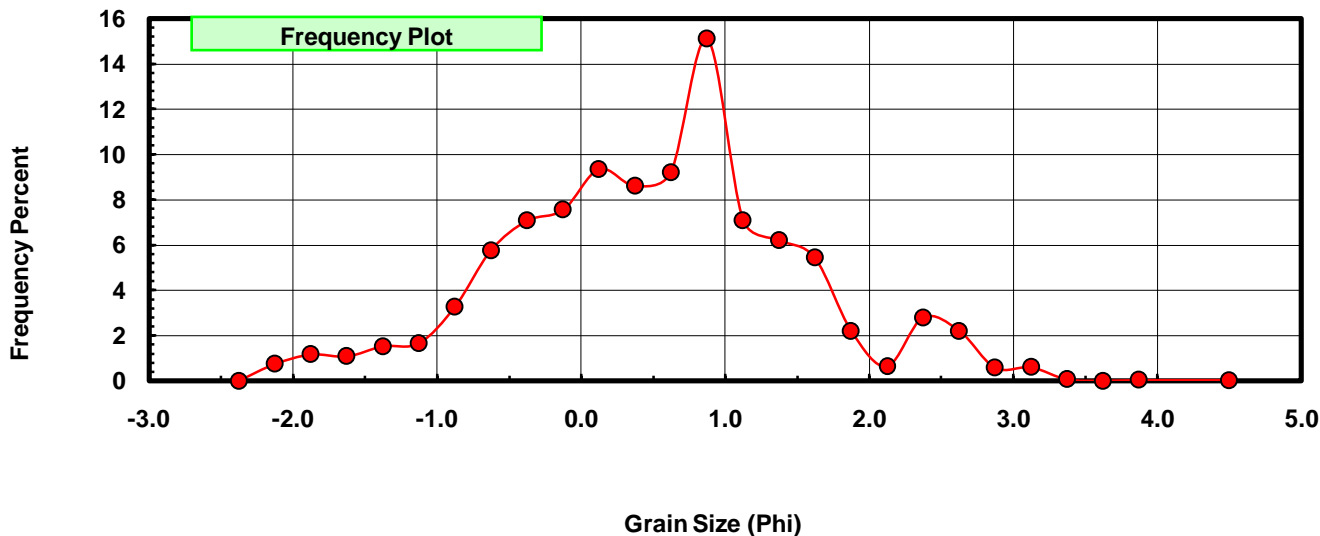
Sieve Size (phi)	Sieve Midpt (phi)	Weight (grams)	Freq Weight %	Cumulative Weight %
-2.25	-2.375	0.000	0.000	0.000
-2.00	-2.125	0.152	0.746	0.746
-1.75	-1.875	0.238	1.168	1.914
-1.50	-1.625	0.220	1.080	2.994
-1.25	-1.375	0.310	1.521	4.515
-1.00	-1.125	0.338	1.659	6.174
-0.75	-0.875	0.668	3.279	9.453
-0.50	-0.625	1.173	5.757	15.210
-0.25	-0.375	1.443	7.082	22.292
0.00	-0.125	1.540	7.558	29.850
0.25	0.125	1.905	9.350	39.200
0.50	0.375	1.753	8.604	47.804
0.75	0.625	1.876	9.207	57.011
1.00	0.875	3.077	15.102	72.113
1.25	1.125	1.446	7.097	79.210
1.50	1.375	1.266	6.213	85.423
1.75	1.625	1.108	5.438	90.861
2.00	1.875	0.449	2.204	93.065
2.25	2.125	0.132	0.648	93.713
2.50	2.375	0.570	2.798	96.510
2.75	2.625	0.448	2.199	98.709
3.00	2.875	0.116	0.569	99.279
3.25	3.125	0.122	0.599	99.877
3.50	3.375	0.013	0.064	99.941
3.75	3.625	0.000	0.000	99.941
4.00	3.875	0.007	0.034	99.975
5.00	4.500	0.005	0.025	100.000

Statistical Results			
Mean:	0.5106	phi	(0.7019 mm)
Standard Dev:	1.0286	phi-units	(0.4902 mm)
Skewness:	0.0163	dimensionless	
Kurtosis:	2.9922	dimensionless	
5th Moment:	0.2966	dimensionless	
6th Moment:	13.6344	dimensionless	
RARD *	2.0143	dimensionless	
Median	0.4346	phi	(0.7399 mm)

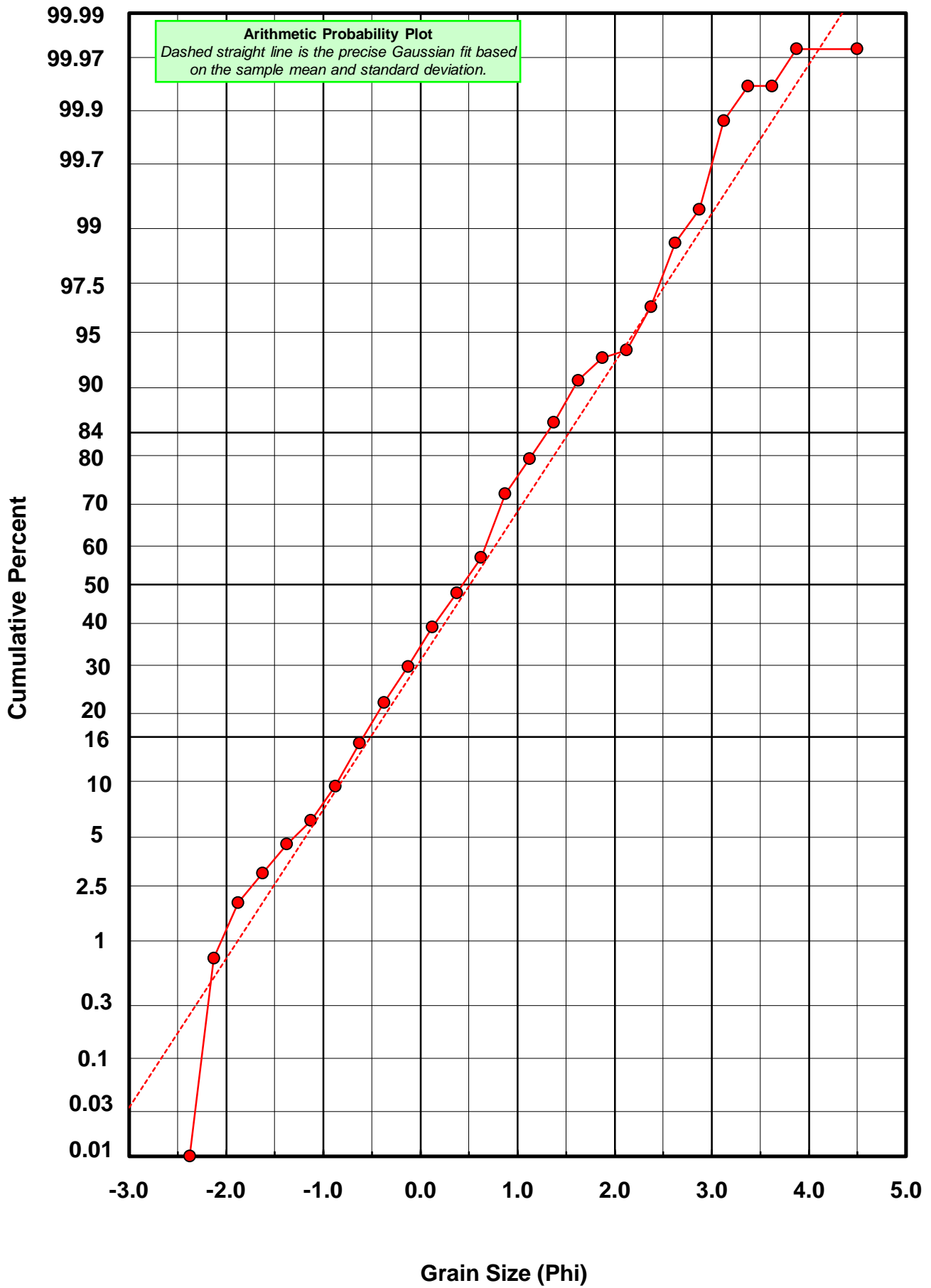
\* RARD = reciprocal absolute relative dispersion (see below)

Statistical Explanation	
Calculations based on the Method of Moments	
Skewness: 3rd Stand. Moment; Exact Gaussian = 0.0	
Kurtosis: 4th Stand. Moment; Exact Gaussian = 3.0	
For Further Explanation, See Basille et al. 2002	
Millimeter data calculated by $mm = 2^{(-\phi)}$	

Reciprocal Absolute Relative Dispersion (RARD) Scale	
< 0.5	Excellent homogeneity (e.g., beaches)
0.5 to 1.0	Good homogeneity
1.0 to 1.33	Fair homogeneity
> 1.33	Poor homogeneity (e.g., glacial)



# CR-11-BB



# Post-Digestion Grain Size Distribution

Onshore Grab Sample

Sample: CR-11-BB

Total Digested Mass: 39.600 grams

% Silica: 66.0 %

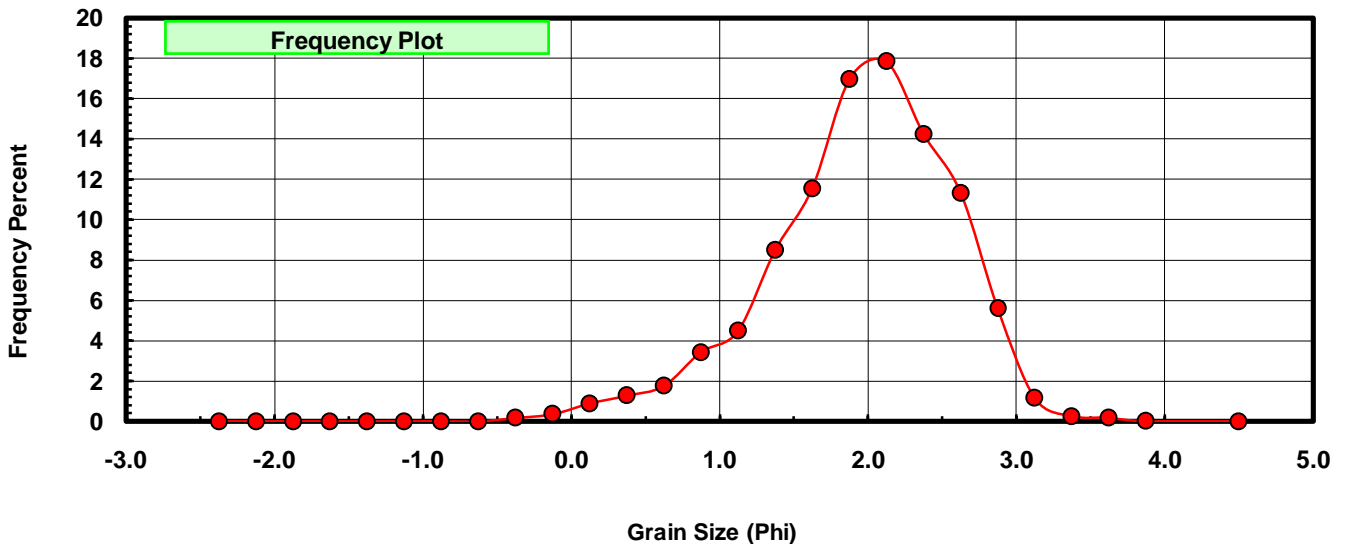
Sieve Size (phi)	Sieve Midpt (phi)	Weight (grams)	Freq Weight %	Cumulative Weight %
-2.25	-2.375	0.000	0.000	0.000
-2.00	-2.125	0.000	0.000	0.000
-1.75	-1.875	0.000	0.000	0.000
-1.50	-1.625	0.000	0.000	0.000
-1.25	-1.375	0.000	0.000	0.000
-1.00	-1.125	0.000	0.000	0.000
-0.75	-0.875	0.000	0.000	0.000
-0.50	-0.625	0.000	0.000	0.000
-0.25	-0.375	0.069	0.174	0.174
0.00	-0.125	0.147	0.371	0.545
0.25	0.125	0.352	0.889	1.434
0.50	0.375	0.508	1.283	2.717
0.75	0.625	0.697	1.760	4.477
1.00	0.875	1.356	3.424	7.902
1.25	1.125	1.777	4.487	12.389
1.50	1.375	3.358	8.480	20.869
1.75	1.625	4.573	11.548	32.417
2.00	1.875	6.712	16.949	49.366
2.25	2.125	7.061	17.831	67.197
2.50	2.375	5.637	14.235	81.432
2.75	2.625	4.486	11.328	92.760
3.00	2.875	2.217	5.598	98.359
3.25	3.125	0.460	1.162	99.520
3.50	3.375	0.103	0.260	99.780
3.75	3.625	0.072	0.182	99.962
4.00	3.875	0.011	0.028	99.990
5.00	4.500	0.004	0.010	100.000

Statistical Results			
Mean:	1.9468	phi	(0.2594 mm)
Standard Dev:	0.6308	phi-units	(0.6458 mm)
Skewness:	-0.6326	dimensionless	
Kurtosis:	3.5722	dimensionless	
5th Moment:	-5.7672	dimensionless	
6th Moment:	23.3169	dimensionless	
RARD *	0.3240	dimensionless	
Median	1.8839	phi	(0.271 mm)

\* RARD = reciprocal absolute relative dispersion (see below)

Statistical Explanation	
Calculations based on the Method of Moments	
Skewness: 3rd Stand. Moment; Exact Gaussian = 0.0	
Kurtosis: 4th Stand. Moment; Exact Gaussian = 3.0	
For Further Explanation, See Basille et al. 2002	
Millimeter data calculated by $mm = 2^{-(\phi)}$	

Reciprocal Absolute Relative Dispersion (RARD) Scale	
< 0.5	Excellent homogeneity (e.g., beaches)
0.5 to 1.0	Good homogeneity
1.0 to 1.33	Fair homogeneity
> 1.33	Poor homogeneity (e.g., glacial)



# CR-11-BB

