

Onshore Grab Sample

Sample: CR-08-BB
Sample Taken By: D. Phelps
Sample Collected On: 11/5/09
Splits? N/A

County: Collier
Latitude: 26° 14' 47"
Longitude: 81° 49' 18.5"
Datum: WGS 84
Surf. Elev: N/A
Datum: N/A

Fine Data Summary

Total Sample Weight	61.097 grams
Total Fines in Sample	0.323 grams
Total Percent Fines	0.53 %

Dry Sieving Summary

Total Sample Weight	60.886 grams
Total Digested Weight	42.345 grams
Total Carbonate Weight	18.541 grams
Total Silica %	69.55 %
Total Carbonate %	30.45 %
Carbonate/Silica Ratio	0.438

General Comments:

Large piece of coral or bryozoan.

Description

Worked By: M. Ladle

Pre-Digestion Grain Size Distribution

Onshore Grab Sample

Sample: CR-08-BB

Total Sample Mass: 60.886 grams

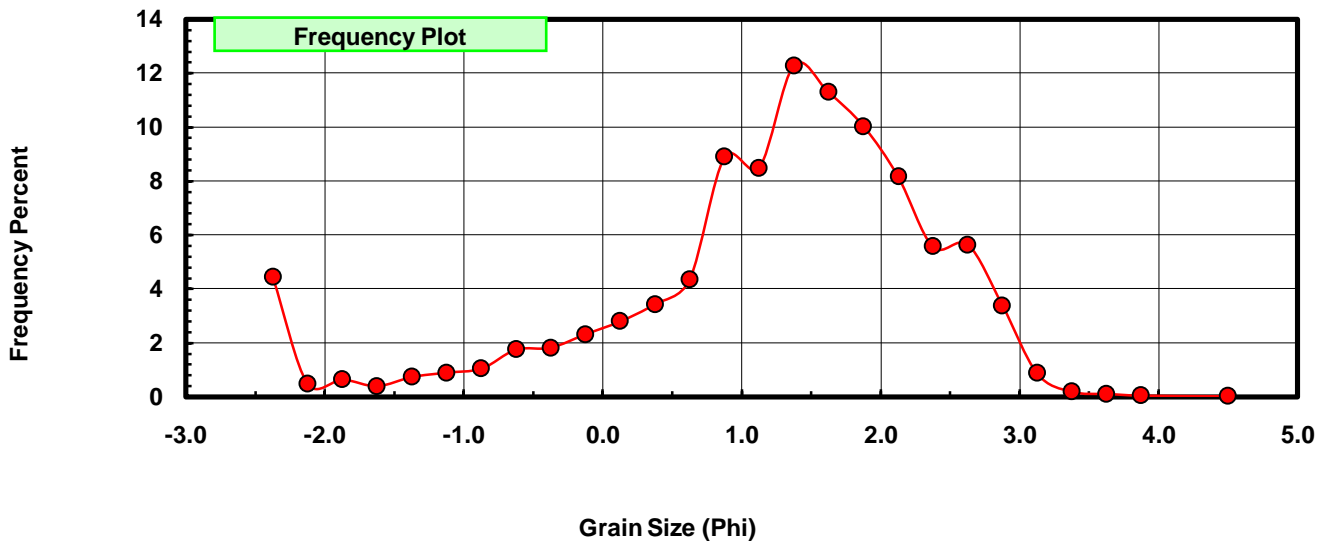
Sieve Size (phi)	Sieve Midpt (phi)	Weight (grams)	Freq Weight %	Cumulative Weight %
-2.25	-2.375	2.698	4.431	4.431
-2.00	-2.125	0.294	0.483	4.914
-1.75	-1.875	0.390	0.641	5.555
-1.50	-1.625	0.237	0.389	5.944
-1.25	-1.375	0.444	0.729	6.673
-1.00	-1.125	0.538	0.884	7.557
-0.75	-0.875	0.635	1.043	8.600
-0.50	-0.625	1.065	1.749	10.349
-0.25	-0.375	1.104	1.813	12.162
0.00	-0.125	1.411	2.317	14.480
0.25	0.125	1.705	2.800	17.280
0.50	0.375	2.086	3.426	20.706
0.75	0.625	2.640	4.336	25.042
1.00	0.875	5.419	8.900	33.942
1.25	1.125	5.161	8.476	42.419
1.50	1.375	7.476	12.279	54.697
1.75	1.625	6.873	11.288	65.986
2.00	1.875	6.100	10.019	76.004
2.25	2.125	4.967	8.158	84.162
2.50	2.375	3.391	5.569	89.732
2.75	2.625	3.433	5.638	95.370
3.00	2.875	2.058	3.380	98.750
3.25	3.125	0.533	0.875	99.626
3.50	3.375	0.118	0.194	99.819
3.75	3.625	0.062	0.102	99.921
4.00	3.875	0.031	0.051	99.972
5.00	4.50	0.017	0.028	100.000

Statistical Results			
Mean:	1.1649	phi	(0.446 mm)
Standard Dev:	1.2574	phi-units	(0.4183 mm)
Skewness:	-1.1782	dimensionless	
Kurtosis:	4.2581	dimensionless	
5th Moment:	-9.5031	dimensionless	
6th Moment:	27.8690	dimensionless	
RARD *	1.0794	dimensionless	
Median	1.2794	phi	(0.412 mm)

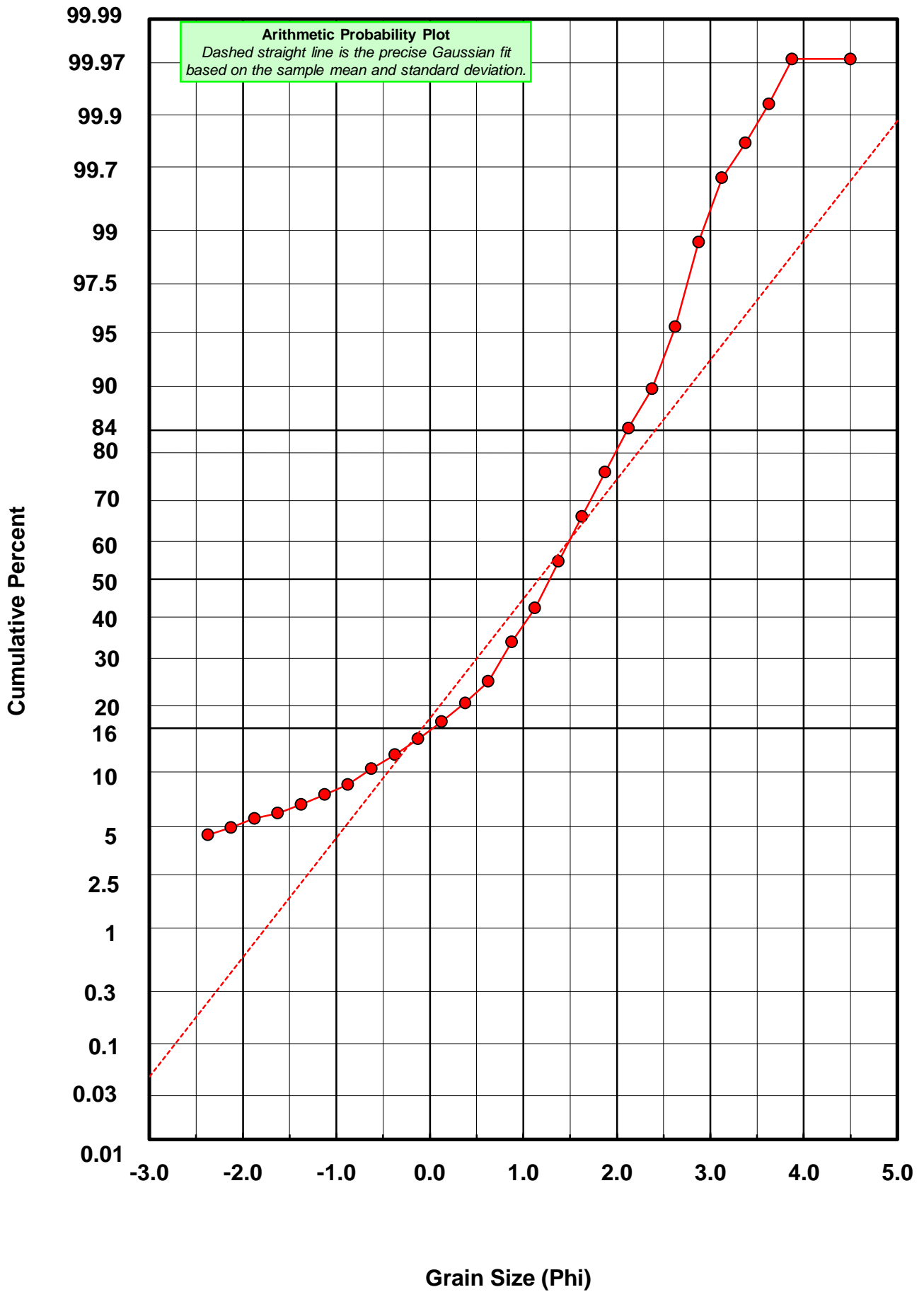
* RARD = reciprocal absolute relative dispersion (see below)

Statistical Explanation	
Calculations based on the Method of Moments	
Skewness: 3rd Stand. Moment; Exact Gaussian = 0.0	
Kurtosis: 4th Stand. Moment; Exact Gaussian = 3.0	
For Further Explanation, See Basille et al. 2002	
Millimeter data calculated by $mm = 2^{(-phi)}$	

Reciprocal Absolute Relative Dispersion (RARD) Scale	
< 0.5	Excellent homogeneity (e.g., beaches)
0.5 to 1.0	Good homogeneity
1.0 to 1.33	Fair homogeneity
> 1.33	Poor homogeneity (e.g., glacial)



CR-08-BB



Carbonate Grain Size Distribution

Onshore Grab Sample

Sample: CR-08-BB

Total Carbonate Mass: 18.541 grams

% Carbonate: 30.5 %

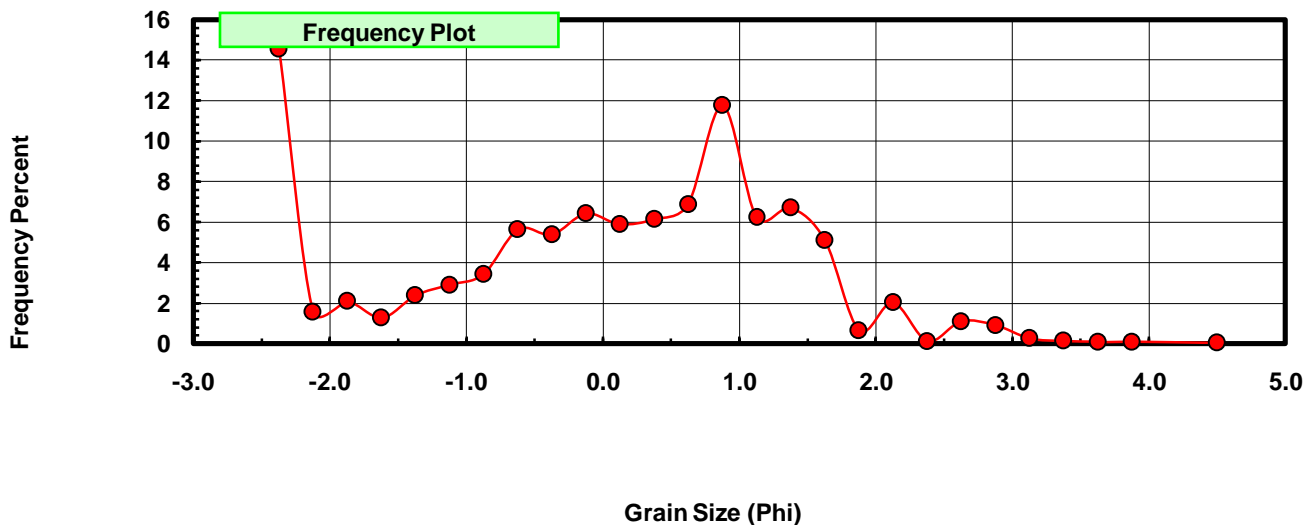
Sieve Size (phi)	Sieve Midpt (phi)	Weight (grams)	Freq Weight %	Cumulative Weight %
-2.25	-2.375	2.698	14.552	14.552
-2.00	-2.125	0.294	1.586	16.137
-1.75	-1.875	0.390	2.103	18.241
-1.50	-1.625	0.237	1.278	19.519
-1.25	-1.375	0.444	2.395	21.914
-1.00	-1.125	0.538	2.902	24.815
-0.75	-0.875	0.635	3.425	28.240
-0.50	-0.625	1.046	5.642	33.882
-0.25	-0.375	0.999	5.388	39.270
0.00	-0.125	1.193	6.434	45.704
0.25	0.125	1.092	5.890	51.594
0.50	0.375	1.138	6.138	57.732
0.75	0.625	1.277	6.887	64.619
1.00	0.875	2.180	11.758	76.377
1.25	1.125	1.158	6.246	82.622
1.50	1.375	1.246	6.720	89.343
1.75	1.625	0.946	5.102	94.445
2.00	1.875	0.125	0.674	95.119
2.25	2.125	0.378	2.039	97.158
2.50	2.375	0.024	0.129	97.287
2.75	2.625	0.207	1.116	98.404
3.00	2.875	0.170	0.917	99.320
3.25	3.125	0.052	0.280	99.601
3.50	3.375	0.028	0.151	99.752
3.75	3.625	0.018	0.097	99.849
4.00	3.875	0.019	0.102	99.951
5.00	4.500	0.009	0.049	100.000

Statistical Results			
Mean:	-0.0384	phi	(1.027 mm)
Standard Dev:	1.4405	phi-units	(0.3684 mm)
Skewness:	-0.2332	dimensionless	
Kurtosis:	2.1799	dimensionless	
5th Moment:	-0.2518	dimensionless	
6th Moment:	6.5994	dimensionless	
RARD *	37.4853	dimensionless	
Median	0.0573	phi	(0.961 mm)

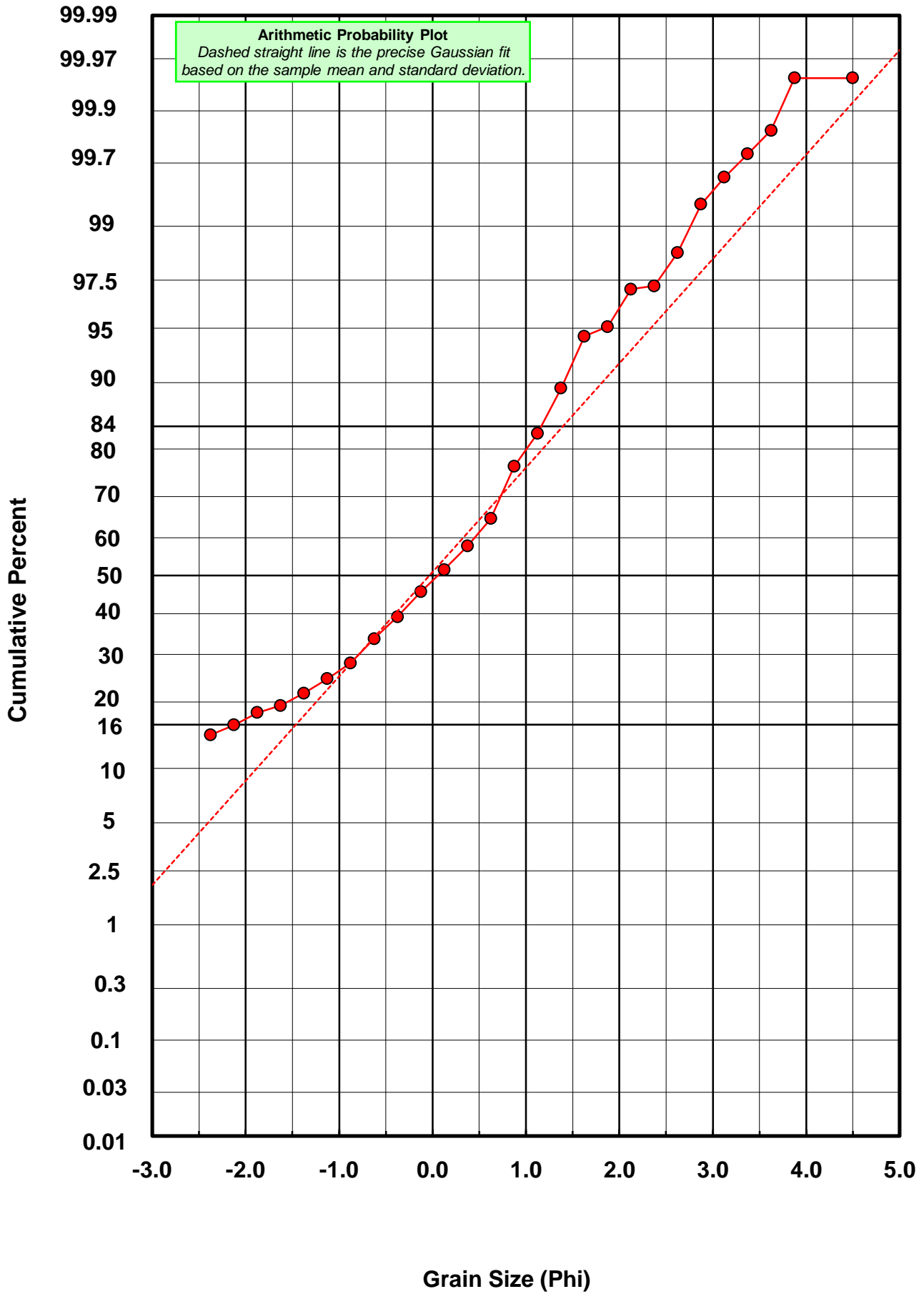
* RARD = reciprocal absolute relative dispersion (see below)

Statistical Explanation	
Calculations based on the Method of Moments	
Skewness: 3rd Stand. Moment; Exact Gaussian = 0.0	
Kurtosis: 4th Stand. Moment; Exact Gaussian = 3.0	
For Further Explanation, See Basille et al. 2002	
Millimeter data calculated by $mm = 2^{-(\phi)}$	

Reciprocal Absolute Relative Dispersion (RARD) Scale	
< 0.5	Excellent homogeneity (e.g., beaches)
0.5 to 1.0	Good homogeneity
1.0 to 1.33	Fair homogeneity
> 1.33	Poor homogeneity (e.g., glacial)



CR-08-BB



Post-Digestion Grain Size Distribution

Onshore Grab Sample

Sample: CR-08-BB

Total Digested Mass: 42.345 grams

% Silica: 69.5 %

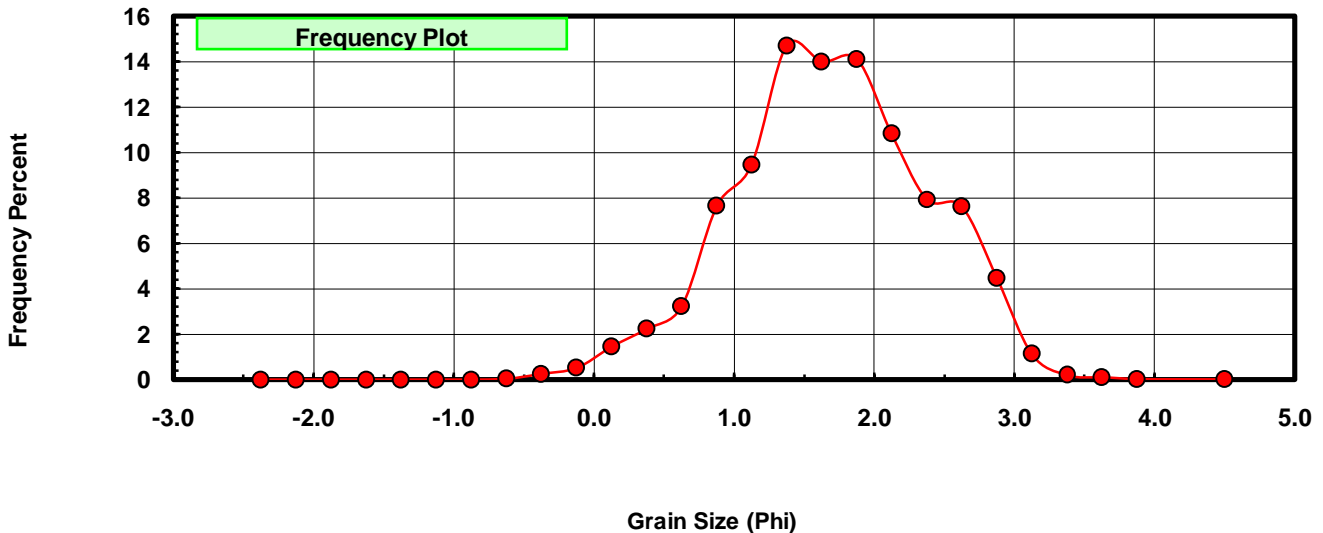
Sieve Size (phi)	Sieve Midpt (phi)	Weight (grams)	Freq Weight %	Cumulative Weight %
-2.25	-2.375	0.000	0.000	0.000
-2.00	-2.125	0.000	0.000	0.000
-1.75	-1.875	0.000	0.000	0.000
-1.50	-1.625	0.000	0.000	0.000
-1.25	-1.375	0.000	0.000	0.000
-1.00	-1.125	0.000	0.000	0.000
-0.75	-0.875	0.000	0.000	0.000
-0.50	-0.625	0.019	0.045	0.045
-0.25	-0.375	0.105	0.248	0.293
0.00	-0.125	0.218	0.515	0.808
0.25	0.125	0.613	1.448	2.255
0.50	0.375	0.948	2.239	4.494
0.75	0.625	1.363	3.219	7.713
1.00	0.875	3.239	7.649	15.362
1.25	1.125	4.003	9.453	24.815
1.50	1.375	6.230	14.712	39.528
1.75	1.625	5.927	13.997	53.525
2.00	1.875	5.975	14.110	67.635
2.25	2.125	4.589	10.837	78.472
2.50	2.375	3.367	7.951	86.423
2.75	2.625	3.226	7.618	94.042
3.00	2.875	1.888	4.459	98.500
3.25	3.125	0.481	1.136	99.636
3.50	3.375	0.090	0.213	99.849
3.75	3.625	0.044	0.104	99.953
4.00	3.875	0.012	0.028	99.981
5.00	4.500	0.008	0.019	100.000

Statistical Results			
Mean:	1.6917	phi	(0.3096 mm)
Standard Dev:	0.6900	phi-units	(0.6199 mm)
Skewness:	-0.1208	dimensionless	
Kurtosis:	2.8017	dimensionless	
5th Moment:	-1.2149	dimensionless	
6th Moment:	12.8913	dimensionless	
RARD *	0.4078	dimensionless	
Median	1.5620	phi	(0.3387 mm)

* RARD = reciprocal absolute relative dispersion (see below)

Statistical Explanation	
Calculations based on the Method of Moments	
Skewness: 3rd Stand. Moment; Exact Gaussian = 0.0	
Kurtosis: 4th Stand. Moment; Exact Gaussian = 3.0	
For Further Explanation, See Basille et al. 2002	
Millimeter data calculated by $mm = 2^{-(\phi)}$	

Reciprocal Absolute Relative Dispersion (RARD) Scale	
< 0.5	Excellent homogeneity (e.g., beaches)
0.5 to 1.0	Good homogeneity
1.0 to 1.33	Fair homogeneity
> 1.33	Poor homogeneity (e.g., glacial)



CR-08-BB

