

Onshore Grab Sample

Sample: MO-28-BB
Sample Taken By: D. Phelps
Sample Collected On: 4/14/10
Splits? N/A

County: Monroe
Latitude: 24° 33' 8.29"
Longitude: 81° 46' 3.2"
Datum: WGS 84
Surf. Elev: N/A
Datum: N/A

Fine Data Summary

Total Sample Weight 64.892 grams
Total Fines in Sample 0.178 grams
Total Percent Fines 0.27 %

Dry Sieving Summary

Total Sample Weight 64.744 grams
Total Digested Weight 64.516 grams
Total Carbonate Weight 0.228 grams
Total Silica % 99.65 %
Total Carbonate % 0.35 %
Carbonate/Silica Ratio 0.004

General Comments:

None

Description

Worked By: M. Ladle

Pre-Digestion Grain Size Distribution

Onshore Grab Sample

Sample: MO-28-BB

Total Sample Mass: 64.744 grams

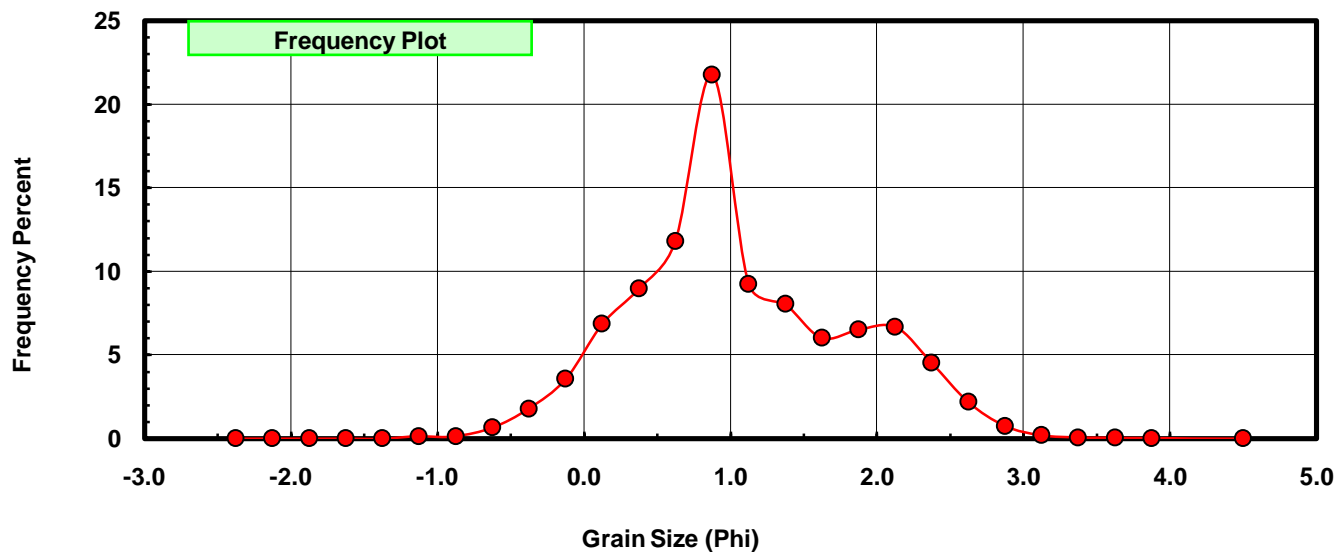
Sieve Size (phi)	Sieve Midpt (phi)	Weight (grams)	Freq Weight %	Cumulative Weight %
-2.25	-2.375	0.000	0.000	0.000
-2.00	-2.125	0.000	0.000	0.000
-1.75	-1.875	0.000	0.000	0.000
-1.50	-1.625	0.000	0.000	0.000
-1.25	-1.375	0.000	0.000	0.000
-1.00	-1.125	0.087	0.134	0.134
-0.75	-0.875	0.090	0.139	0.273
-0.50	-0.625	0.428	0.661	0.934
-0.25	-0.375	1.156	1.785	2.720
0.00	-0.125	2.306	3.562	6.282
0.25	0.125	4.435	6.850	13.132
0.50	0.375	5.809	8.972	22.104
0.75	0.625	7.635	11.793	33.897
1.00	0.875	14.098	21.775	55.672
1.25	1.125	5.972	9.224	64.896
1.50	1.375	5.207	8.042	72.938
1.75	1.625	3.900	6.024	78.962
2.00	1.875	4.222	6.521	85.483
2.25	2.125	4.327	6.683	92.166
2.50	2.375	2.935	4.533	96.699
2.75	2.625	1.417	2.189	98.888
3.00	2.875	0.487	0.752	99.640
3.25	3.125	0.131	0.202	99.842
3.50	3.375	0.044	0.068	99.910
3.75	3.625	0.035	0.054	99.964
4.00	3.875	0.014	0.022	99.986
5.00	4.50	0.009	0.014	100.000

Statistical Results			
Mean:	1.0637	phi	(0.4784 mm)
Standard Dev:	0.7619	phi-units	(0.5897 mm)
Skewness:	0.3149	dimensionless	
Kurtosis:	2.7325	dimensionless	
5th Moment:	1.8562	dimensionless	
6th Moment:	12.2871	dimensionless	
RARD *	0.7163	dimensionless	
Median	0.8099	phi	(0.5704 mm)

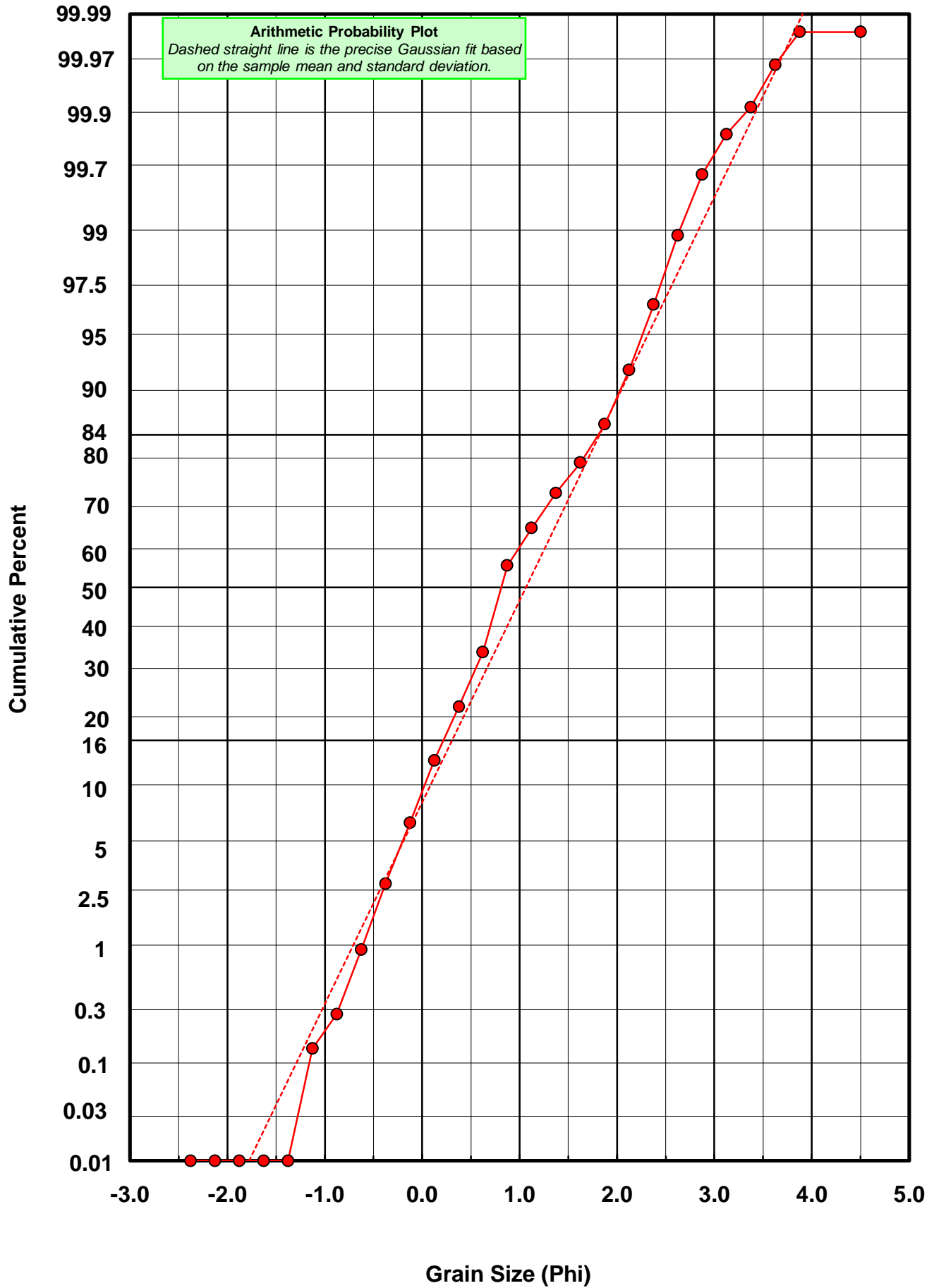
* RARD = reciprocal absolute relative dispersion (see below)

Statistical Explanation	
Calculations based on the Method of Moments	
Skewness: 3rd Stand. Moment; Exact Gaussian = 0.0	
Kurtosis: 4th Stand. Moment; Exact Gaussian = 3.0	
For Further Explanation, See Basille et al. 2002	
Millimeter data calculated by $mm = 2^{-(\phi)}$	

Reciprocal Absolute Relative Dispersion (RARD) Scale	
< 0.5	Excellent homogeneity (e.g., beaches)
0.5 to 1.0	Good homogeneity
1.0 to 1.33	Fair homogeneity
> 1.33	Poor homogeneity (e.g., glacial)



MO-28-BB



Carbonate Grain Size Distribution

Onshore Grab Sample

Sample: MO-28-BB

Total Carbonate Mass: 1.243 grams

% Carbonate: 0.4 %

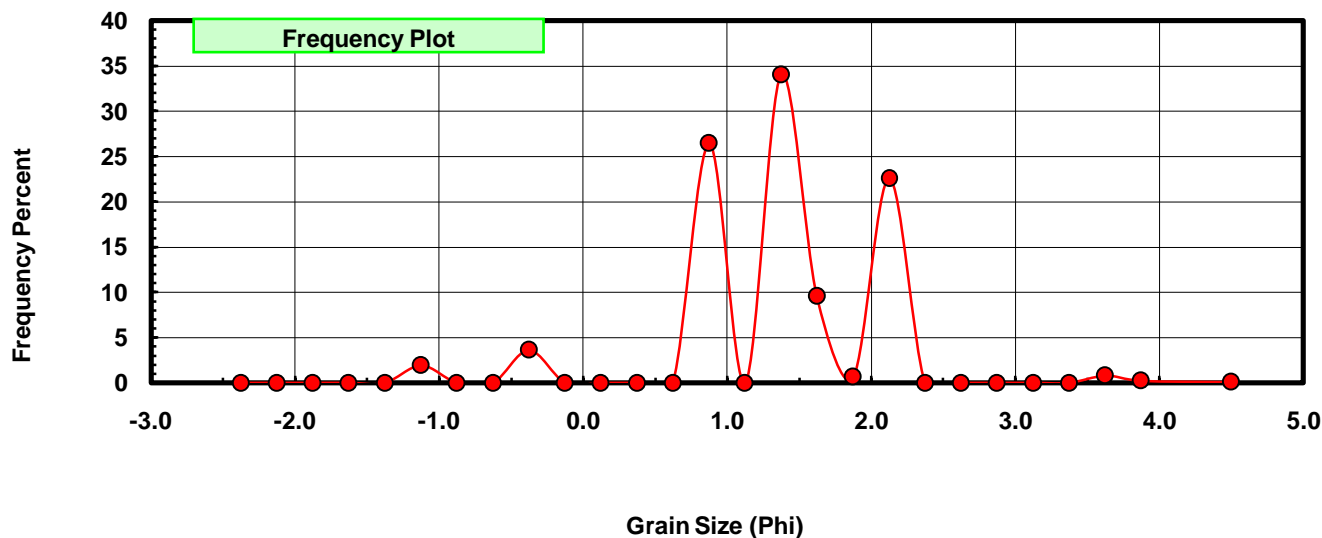
Sieve Size (phi)	Sieve Midpt (phi)	Weight (grams)	Freq Weight %	Cumulative Weight %
-2.25	-2.375	0.000	0.000	0.000
-2.00	-2.125	0.000	0.000	0.000
-1.75	-1.875	0.000	0.000	0.000
-1.50	-1.625	0.000	0.000	0.000
-1.25	-1.375	0.000	0.000	0.000
-1.00	-1.125	0.024	1.931	1.931
-0.75	-0.875	0.000	0.000	1.931
-0.50	-0.625	0.000	0.000	1.931
-0.25	-0.375	0.045	3.620	5.551
0.00	-0.125	0.000	0.000	5.551
0.25	0.125	0.000	0.000	5.551
0.50	0.375	0.000	0.000	5.551
0.75	0.625	0.000	0.000	5.551
1.00	0.875	0.329	26.468	32.019
1.25	1.125	0.000	0.000	32.019
1.50	1.375	0.423	34.031	66.050
1.75	1.625	0.119	9.574	75.623
2.00	1.875	0.008	0.644	76.267
2.25	2.125	0.281	22.607	98.874
2.50	2.375	0.000	0.000	98.874
2.75	2.625	0.000	0.000	98.874
3.00	2.875	0.000	0.000	98.874
3.25	3.125	0.000	0.000	98.874
3.50	3.375	0.000	0.000	98.874
3.75	3.625	0.010	0.805	99.678
4.00	3.875	0.003	0.241	99.920
5.00	4.500	0.001	0.080	100.000

Statistical Results			
Mean:	1.3544	phi	(0.3911 mm)
Standard Dev:	0.7041	phi-units	(0.6138 mm)
Skewness:	-0.7064	dimensionless	
Kurtosis:	6.2596	dimensionless	
5th Moment:	-7.7165	dimensionless	
6th Moment:	65.7193	dimensionless	
RARD *	0.5198	dimensionless	
Median	1.2571	phi	(0.4184 mm)

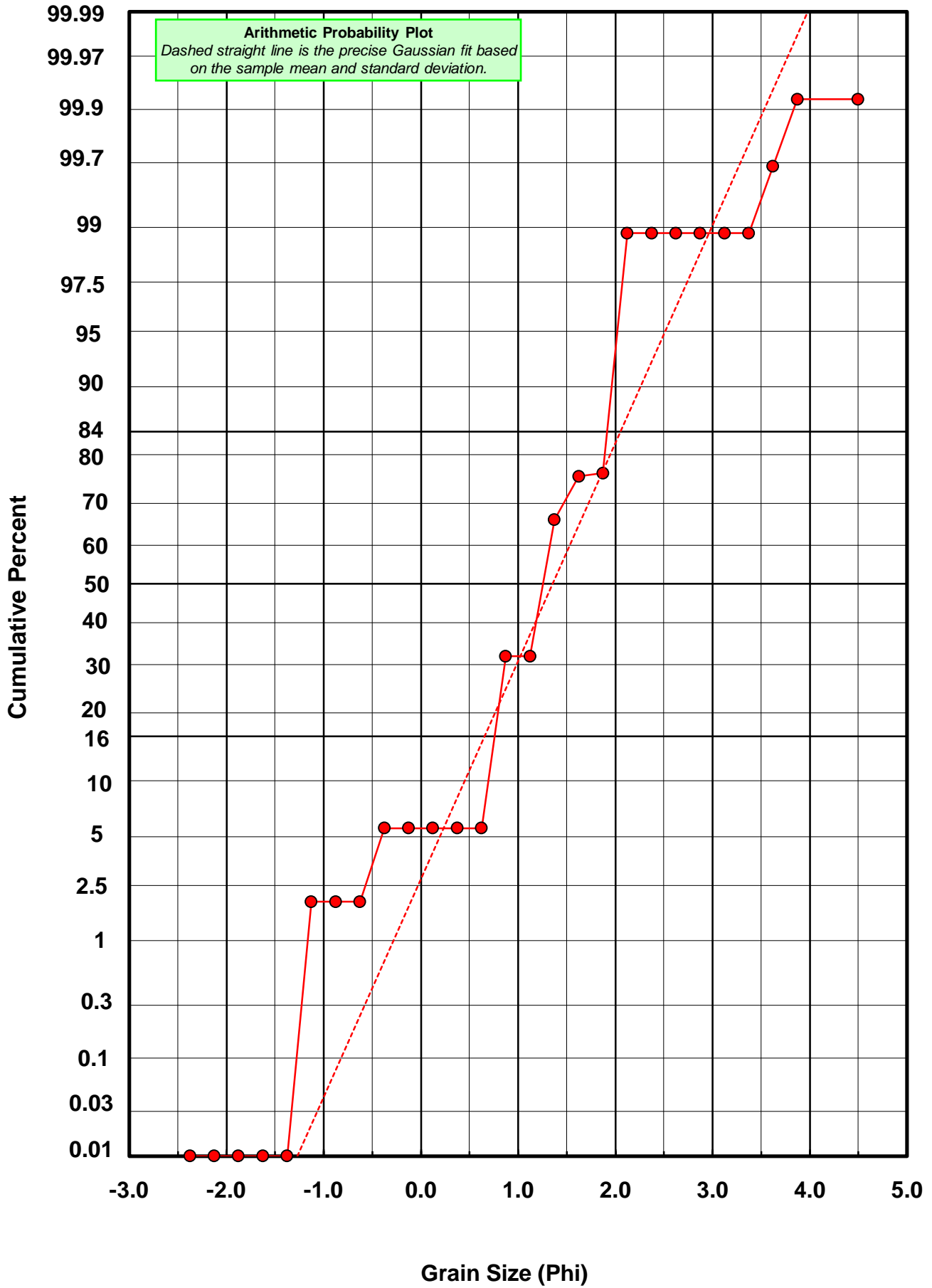
* RARD = reciprocal absolute relative dispersion (see below)

Statistical Explanation	
Calculations based on the Method of Moments	
Skewness: 3rd Stand. Moment; Exact Gaussian = 0.0	
Kurtosis: 4th Stand. Moment; Exact Gaussian = 3.0	
For Further Explanation, See Basille et al. 2002	
Millimeter data calculated by $mm = 2^{(-\phi)}$	

Reciprocal Absolute Relative Dispersion (RARD) Scale	
< 0.5	Excellent homogeneity (e.g., beaches)
0.5 to 1.0	Good homogeneity
1.0 to 1.33	Fair homogeneity
> 1.33	Poor homogeneity (e.g., glacial)



MO-28-BB



Post-Digestion Grain Size Distribution

Onshore Grab Sample

Sample: MO-28-BB

Total Digested Mass: 64.516 grams

% Silica: 99.6 %

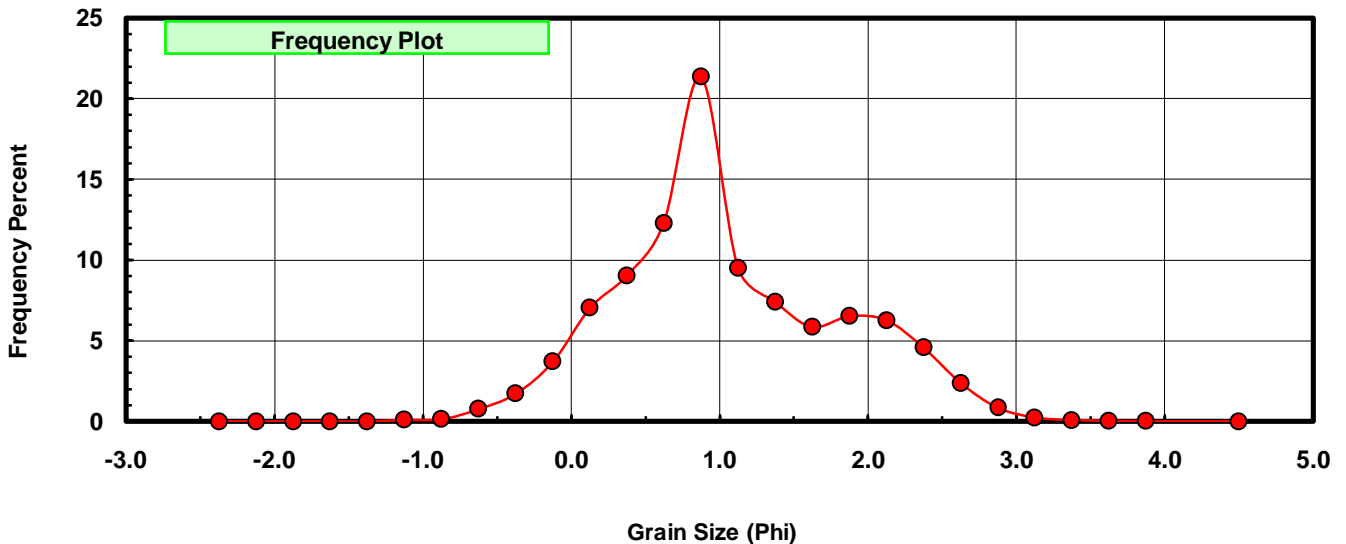
Sieve Size (phi)	Sieve Midpt (phi)	Weight (grams)	Freq Weight %	Cumulative Weight %
-2.25	-2.375	0.000	0.000	0.000
-2.00	-2.125	0.000	0.000	0.000
-1.75	-1.875	0.000	0.000	0.000
-1.50	-1.625	0.000	0.000	0.000
-1.25	-1.375	0.000	0.000	0.000
-1.00	-1.125	0.063	0.098	0.098
-0.75	-0.875	0.097	0.150	0.248
-0.50	-0.625	0.503	0.780	1.028
-0.25	-0.375	1.111	1.722	2.750
0.00	-0.125	2.397	3.715	6.465
0.25	0.125	4.542	7.040	13.505
0.50	0.375	5.839	9.050	22.556
0.75	0.625	7.932	12.295	34.850
1.00	0.875	13.769	21.342	56.192
1.25	1.125	6.144	9.523	65.715
1.50	1.375	4.784	7.415	73.131
1.75	1.625	3.781	5.861	78.991
2.00	1.875	4.214	6.532	85.523
2.25	2.125	4.046	6.271	91.794
2.50	2.375	2.962	4.591	96.385
2.75	2.625	1.534	2.378	98.763
3.00	2.875	0.551	0.854	99.617
3.25	3.125	0.153	0.237	99.854
3.50	3.375	0.050	0.078	99.932
3.75	3.625	0.025	0.039	99.971
4.00	3.875	0.011	0.017	99.988
5.00	4.500	0.008	0.012	100.000

Statistical Results			
Mean:	1.0567	phi	(0.4807 mm)
Standard Dev:	0.7682	phi-units	(0.5871 mm)
Skewness:	0.3431	dimensionless	
Kurtosis:	2.7178	dimensionless	
5th Moment:	1.9785	dimensionless	
6th Moment:	11.8252	dimensionless	
RARD *	0.7270	dimensionless	
Median	0.8025	phi	(0.5734 mm)

* RARD = reciprocal absolute relative dispersion (see below)

Statistical Explanation	
Calculations based on the Method of Moments	
Skewness: 3rd Stand. Moment; Exact Gaussian = 0.0	
Kurtosis: 4th Stand. Moment; Exact Gaussian = 3.0	
For Further Explanation, See Basille et al. 2002	
Millimeter data calculated by $mm = 2^{-(\phi)}$	

Reciprocal Absolute Relative Dispersion (RARD) Scale	
< 0.5	Excellent homogeneity (e.g., beaches)
0.5 to 1.0	Good homogeneity
1.0 to 1.33	Fair homogeneity
> 1.33	Poor homogeneity (e.g., glacial)



MO-28-BB

