

Onshore Grab Sample

Sample: MO-25
Sample Taken By: D. Phelps
Sample Collected On: 4/17/10
Splits? N/A

County: Monroe
Latitude: 24° 37' 25.1"
Longitude: 81° 24' 3.3"
Datum: WGS 84
Surf. Elev: N/A
Datum: N/A

Fine Data Summary

Total Sample Weight 73.062 grams
Total Fines in Sample 1.438 grams
Total Percent Fines 1.93 %

Dry Sieving Summary

Total Sample Weight 71.767 grams
Total Digested Weight 33.469 grams
Total Carbonate Weight 38.298 grams
Total Silica % 46.64 %
Total Carbonate % 53.36 %
Carbonate/Silica Ratio 1.144

General Comments:

None

Description

Worked By: M. Ladle

Pre-Digestion Grain Size Distribution

Onshore Grab Sample

Sample: MO-25

Total Sample Mass: 71.767 grams

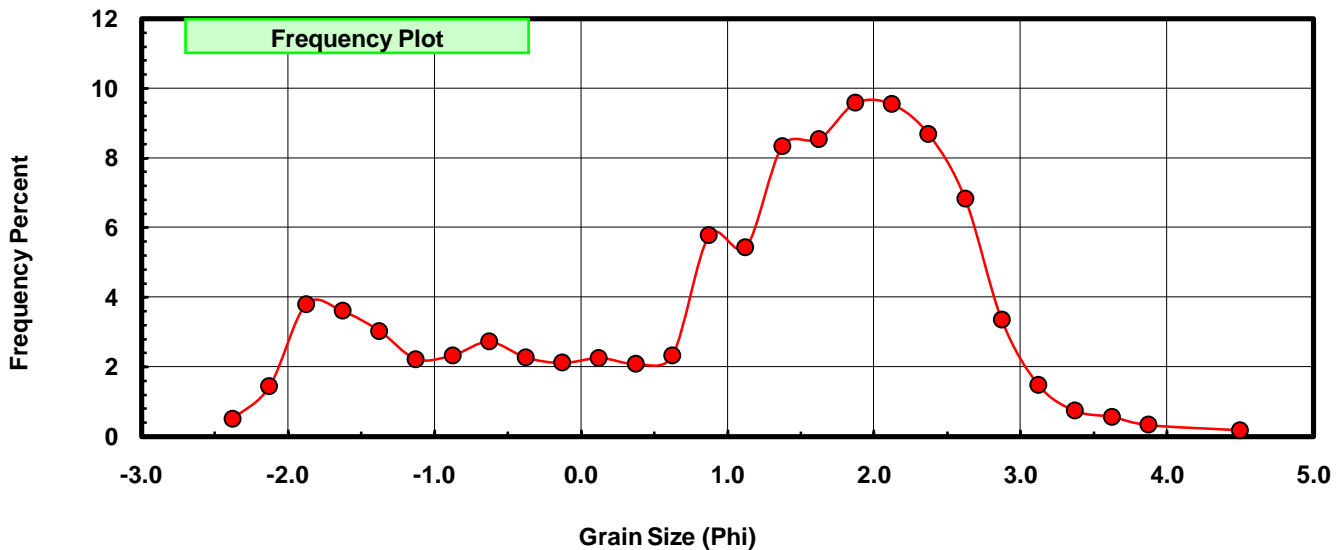
Sieve Size (phi)	Sieve Midpt (phi)	Weight (grams)	Freq Weight %	Cumulative Weight %
-2.25	-2.375	0.362	0.504	0.504
-2.00	-2.125	1.035	1.442	1.947
-1.75	-1.875	2.726	3.798	5.745
-1.50	-1.625	2.584	3.601	9.346
-1.25	-1.375	2.171	3.025	12.371
-1.00	-1.125	1.593	2.220	14.590
-0.75	-0.875	1.671	2.328	16.919
-0.50	-0.625	1.954	2.723	19.641
-0.25	-0.375	1.631	2.273	21.914
0.00	-0.125	1.522	2.121	24.035
0.25	0.125	1.620	2.257	26.292
0.50	0.375	1.501	2.091	28.384
0.75	0.625	1.661	2.314	30.698
1.00	0.875	4.147	5.778	36.476
1.25	1.125	3.891	5.422	41.898
1.50	1.375	5.983	8.337	50.235
1.75	1.625	6.121	8.529	58.764
2.00	1.875	6.873	9.577	68.341
2.25	2.125	6.847	9.541	77.881
2.50	2.375	6.226	8.675	86.556
2.75	2.625	4.894	6.819	93.376
3.00	2.875	2.399	3.343	96.719
3.25	3.125	1.059	1.476	98.194
3.50	3.375	0.528	0.736	98.930
3.75	3.625	0.402	0.560	99.490
4.00	3.875	0.239	0.333	99.823
5.00	4.50	0.127	0.177	100.000

Statistical Results			
Mean:	1.0780	phi	(0.4737 mm)
Standard Dev:	1.4854	phi-units	(0.3571 mm)
Skewness:	-0.6920	dimensionless	
Kurtosis:	2.4357	dimensionless	
5th Moment:	-3.0103	dimensionless	
6th Moment:	8.0700	dimensionless	
RARD *	1.3780	dimensionless	
Median	1.3680	phi	(0.3874 mm)

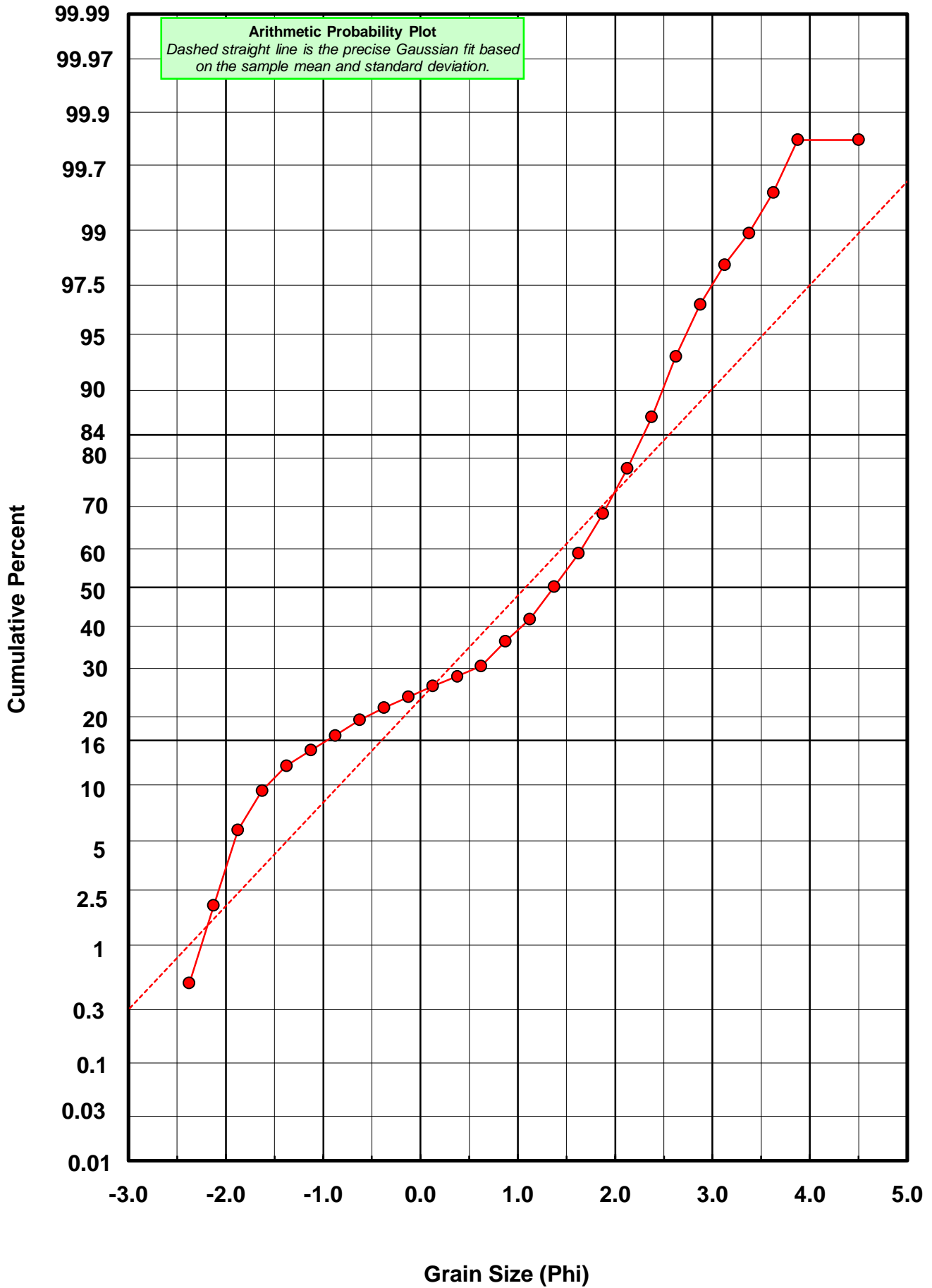
* RARD = reciprocal absolute relative dispersion (see below)

Statistical Explanation	
Calculations based on the Method of Moments	
Skewness: 3rd Stand. Moment; Exact Gaussian = 0.0	
Kurtosis: 4th Stand. Moment; Exact Gaussian = 3.0	
For Further Explanation, See Basille et al. 2002	
Millimeter data calculated by $mm = 2^{-(\phi)}$	

Reciprocal Absolute Relative Dispersion (RARD) Scale	
< 0.5	Excellent homogeneity (e.g., beaches)
0.5 to 1.0	Good homogeneity
1.0 to 1.33	Fair homogeneity
> 1.33	Poor homogeneity (e.g., glacial)



MO-25



Carbonate Grain Size Distribution

Onshore Grab Sample

Sample: MO-25

Total Carbonate Mass: 38.298 grams

% Carbonate: 53.4 %

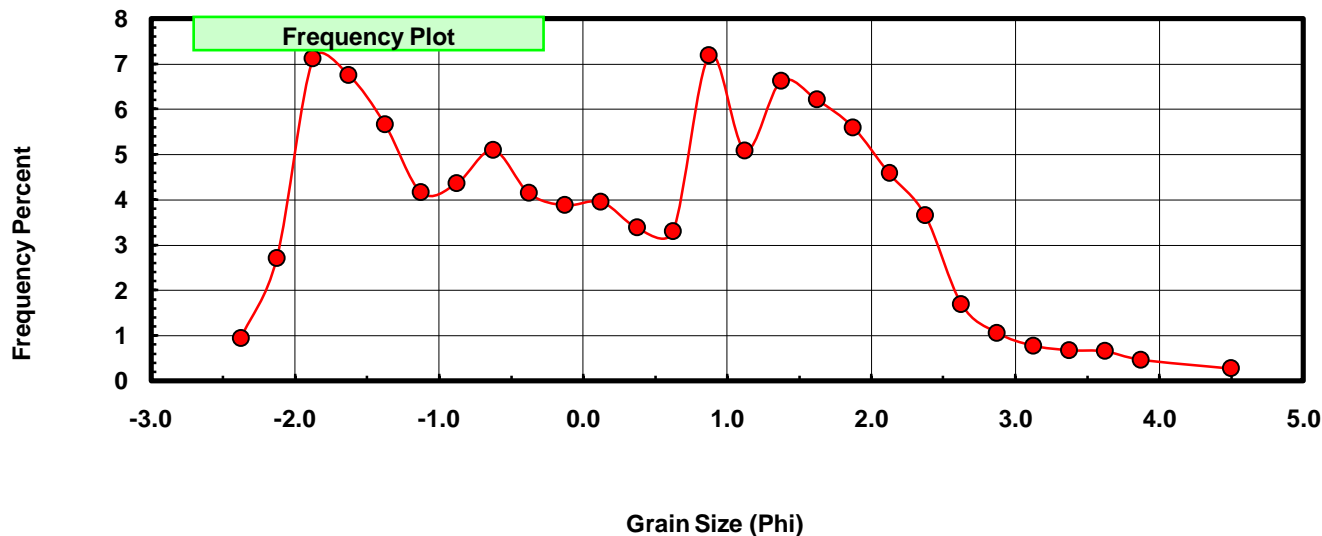
Sieve Size (phi)	Sieve Midpt (phi)	Weight (grams)	Freq Weight %	Cumulative Weight %
-2.25	-2.375	0.362	0.945	0.945
-2.00	-2.125	1.035	2.702	3.648
-1.75	-1.875	2.726	7.118	10.766
-1.50	-1.625	2.584	6.747	17.513
-1.25	-1.375	2.171	5.669	23.181
-1.00	-1.125	1.593	4.159	27.341
-0.75	-0.875	1.671	4.363	31.704
-0.50	-0.625	1.954	5.102	36.806
-0.25	-0.375	1.589	4.149	40.955
0.00	-0.125	1.484	3.875	44.830
0.25	0.125	1.514	3.953	48.783
0.50	0.375	1.295	3.381	52.165
0.75	0.625	1.264	3.300	55.465
1.00	0.875	2.753	7.188	62.653
1.25	1.125	1.947	5.084	67.737
1.50	1.375	2.534	6.617	74.354
1.75	1.625	2.377	6.207	80.560
2.00	1.875	2.143	5.596	86.156
2.25	2.125	1.755	4.582	90.738
2.50	2.375	1.401	3.658	94.397
2.75	2.625	0.648	1.692	96.089
3.00	2.875	0.405	1.057	97.146
3.25	3.125	0.297	0.775	97.922
3.50	3.375	0.260	0.679	98.600
3.75	3.625	0.252	0.658	99.258
4.00	3.875	0.178	0.465	99.723
5.00	4.500	0.106	0.277	100.000

Statistical Results			
Mean:	0.2774	phi	(0.825 mm)
Standard Dev:	1.5542	phi-units	(0.3405 mm)
Skewness:	0.1050	dimensionless	
Kurtosis:	1.9431	dimensionless	
5th Moment:	1.0381	dimensionless	
6th Moment:	5.6821	dimensionless	
RARD *	5.6016	dimensionless	
Median	0.2150	phi	(0.8616 mm)

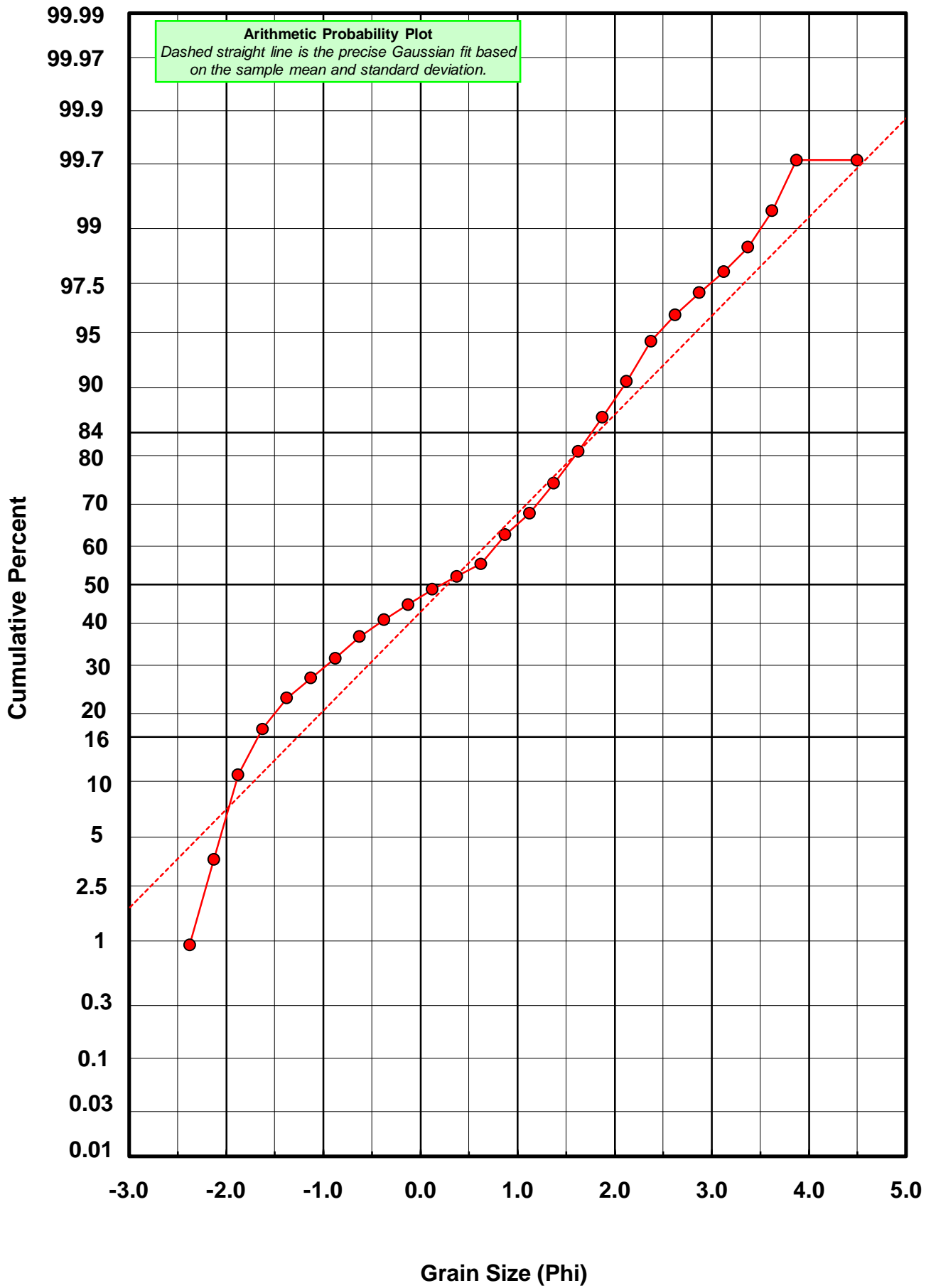
* RARD = reciprocal absolute relative dispersion (see below)

Statistical Explanation	
Calculations based on the Method of Moments	
Skewness: 3rd Stand. Moment; Exact Gaussian = 0.0	
Kurtosis: 4th Stand. Moment; Exact Gaussian = 3.0	
For Further Explanation, See Basille et al. 2002	
Millimeter data calculated by $mm = 2^{-(\phi)}$	

Reciprocal Absolute Relative Dispersion (RARD) Scale	
< 0.5	Excellent homogeneity (e.g., beaches)
0.5 to 1.0	Good homogeneity
1.0 to 1.33	Fair homogeneity
> 1.33	Poor homogeneity (e.g., glacial)



MO-25



Post-Digestion Grain Size Distribution

Onshore Grab Sample

Sample: MO-25

Total Digested Mass: 33.469 grams

% Silica: 46.6 %

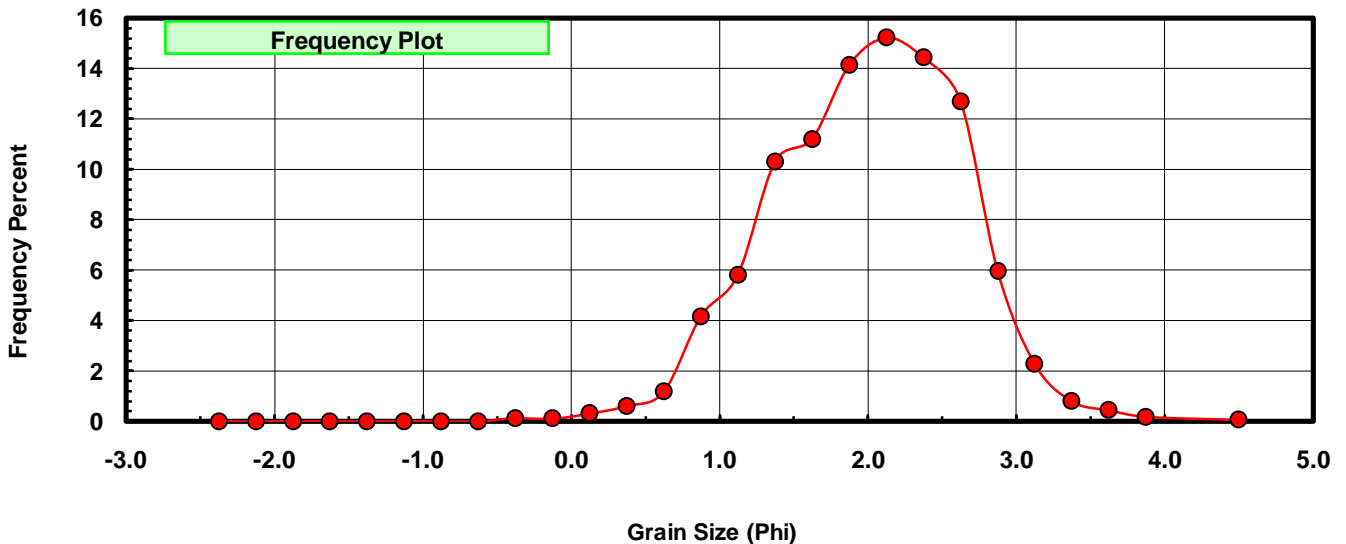
Sieve Size (phi)	Sieve Midpt (phi)	Weight (grams)	Freq Weight %	Cumulative Weight %
-2.25	-2.375	0.000	0.000	0.000
-2.00	-2.125	0.000	0.000	0.000
-1.75	-1.875	0.000	0.000	0.000
-1.50	-1.625	0.000	0.000	0.000
-1.25	-1.375	0.000	0.000	0.000
-1.00	-1.125	0.000	0.000	0.000
-0.75	-0.875	0.000	0.000	0.000
-0.50	-0.625	0.000	0.000	0.000
-0.25	-0.375	0.042	0.125	0.125
0.00	-0.125	0.038	0.114	0.239
0.25	0.125	0.106	0.317	0.556
0.50	0.375	0.206	0.615	1.171
0.75	0.625	0.397	1.186	2.357
1.00	0.875	1.394	4.165	6.522
1.25	1.125	1.944	5.808	12.331
1.50	1.375	3.449	10.305	22.636
1.75	1.625	3.744	11.186	33.822
2.00	1.875	4.730	14.132	47.955
2.25	2.125	5.092	15.214	63.169
2.50	2.375	4.825	14.416	77.585
2.75	2.625	4.246	12.686	90.272
3.00	2.875	1.994	5.958	96.229
3.25	3.125	0.762	2.277	98.506
3.50	3.375	0.268	0.801	99.307
3.75	3.625	0.150	0.448	99.755
4.00	3.875	0.061	0.182	99.937
5.00	4.500	0.021	0.063	100.000

Statistical Results			
Mean:	1.9940	phi	(0.251 mm)
Standard Dev:	0.6432	phi-units	(0.6403 mm)
Skewness:	-0.2137	dimensionless	
Kurtosis:	3.0447	dimensionless	
5th Moment:	-1.5688	dimensionless	
6th Moment:	17.7878	dimensionless	
RARD *	0.3225	dimensionless	
Median	1.9086	phi	(0.2663 mm)

* RARD = reciprocal absolute relative dispersion (see below)

Statistical Explanation	
Calculations based on the Method of Moments	
Skewness: 3rd Stand. Moment; Exact Gaussian = 0.0	
Kurtosis: 4th Stand. Moment; Exact Gaussian = 3.0	
For Further Explanation, See Basille et al. 2002	
Millimeter data calculated by $mm = 2^{-(\phi)}$	

Reciprocal Absolute Relative Dispersion (RARD) Scale	
< 0.5	Excellent homogeneity (e.g., beaches)
0.5 to 1.0	Good homogeneity
1.0 to 1.33	Fair homogeneity
> 1.33	Poor homogeneity (e.g., glacial)



MO-25

