

Onshore Grab Sample

Sample: SA-02
Sample Taken By: D. Phelps
Sample Collected On: 12/3/09
Splits? N/A

County: Sarasota
Latitude: 27° 22' 12.8"
Longitude: 82° 37' 48.6"
Datum: WGS 84
Surf. Elev: N/A
Datum: N/A

Fine Data Summary

Total Sample Weight 58.964 grams
Total Fines in Sample 0.226 grams
Total Percent Fines 0.38 %

Dry Sieving Summary

Total Sample Weight 67.860 grams
Total Digested Weight 42.051 grams
Total Carbonate Weight 25.809 grams
Total Silica % 61.97 %
Total Carbonate % 38.03 %
Carbonate/Silica Ratio 0.614

General Comments:

None

Description

Worked By: M. Ladle

Pre-Digestion Grain Size Distribution

Onshore Grab Sample

Sample: SA-02

Total Sample Mass: 67.860 grams

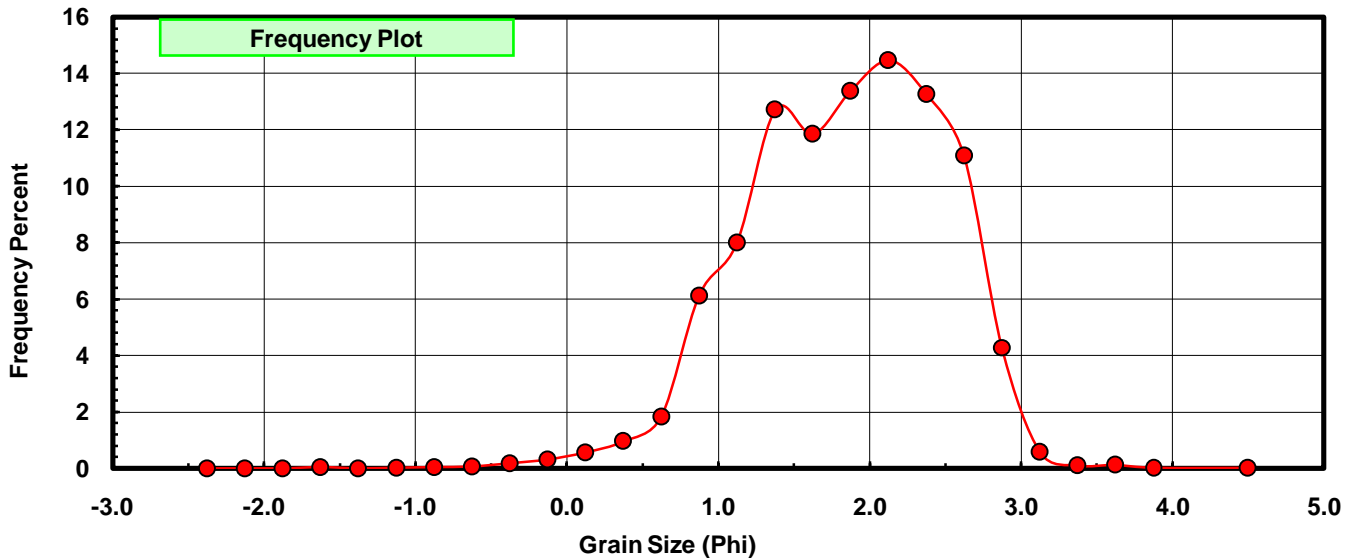
Sieve Size (phi)	Sieve Midpt (phi)	Weight (grams)	Freq Weight %	Cumulative Weight %
-2.25	-2.375	0.000	0.000	0.000
-2.00	-2.125	0.000	0.000	0.000
-1.75	-1.875	0.000	0.000	0.000
-1.50	-1.625	0.028	0.041	0.041
-1.25	-1.375	0.000	0.000	0.041
-1.00	-1.125	0.014	0.021	0.062
-0.75	-0.875	0.025	0.037	0.099
-0.50	-0.625	0.040	0.059	0.158
-0.25	-0.375	0.119	0.175	0.333
0.00	-0.125	0.210	0.309	0.642
0.25	0.125	0.384	0.566	1.208
0.50	0.375	0.653	0.962	2.171
0.75	0.625	1.246	1.836	4.007
1.00	0.875	4.152	6.118	10.125
1.25	1.125	5.425	7.994	18.120
1.50	1.375	8.630	12.717	30.837
1.75	1.625	8.043	11.852	42.689
2.00	1.875	9.080	13.380	56.070
2.25	2.125	9.820	14.471	70.541
2.50	2.375	9.003	13.267	83.808
2.75	2.625	7.517	11.077	94.885
3.00	2.875	2.911	4.290	99.175
3.25	3.125	0.390	0.575	99.749
3.50	3.375	0.065	0.096	99.845
3.75	3.625	0.085	0.125	99.971
4.00	3.875	0.012	0.018	99.988
5.00	4.50	0.008	0.012	100.000

Statistical Results			
Mean:	1.8386	phi	(0.2796 mm)
Standard Dev:	0.6453	phi-units	(0.6394 mm)
Skewness:	-0.4465	dimensionless	
Kurtosis:	3.3022	dimensionless	
5th Moment:	-5.8533	dimensionless	
6th Moment:	29.3649	dimensionless	
RARD *	0.3510	dimensionless	
Median	1.7616	phi	(0.2949 mm)

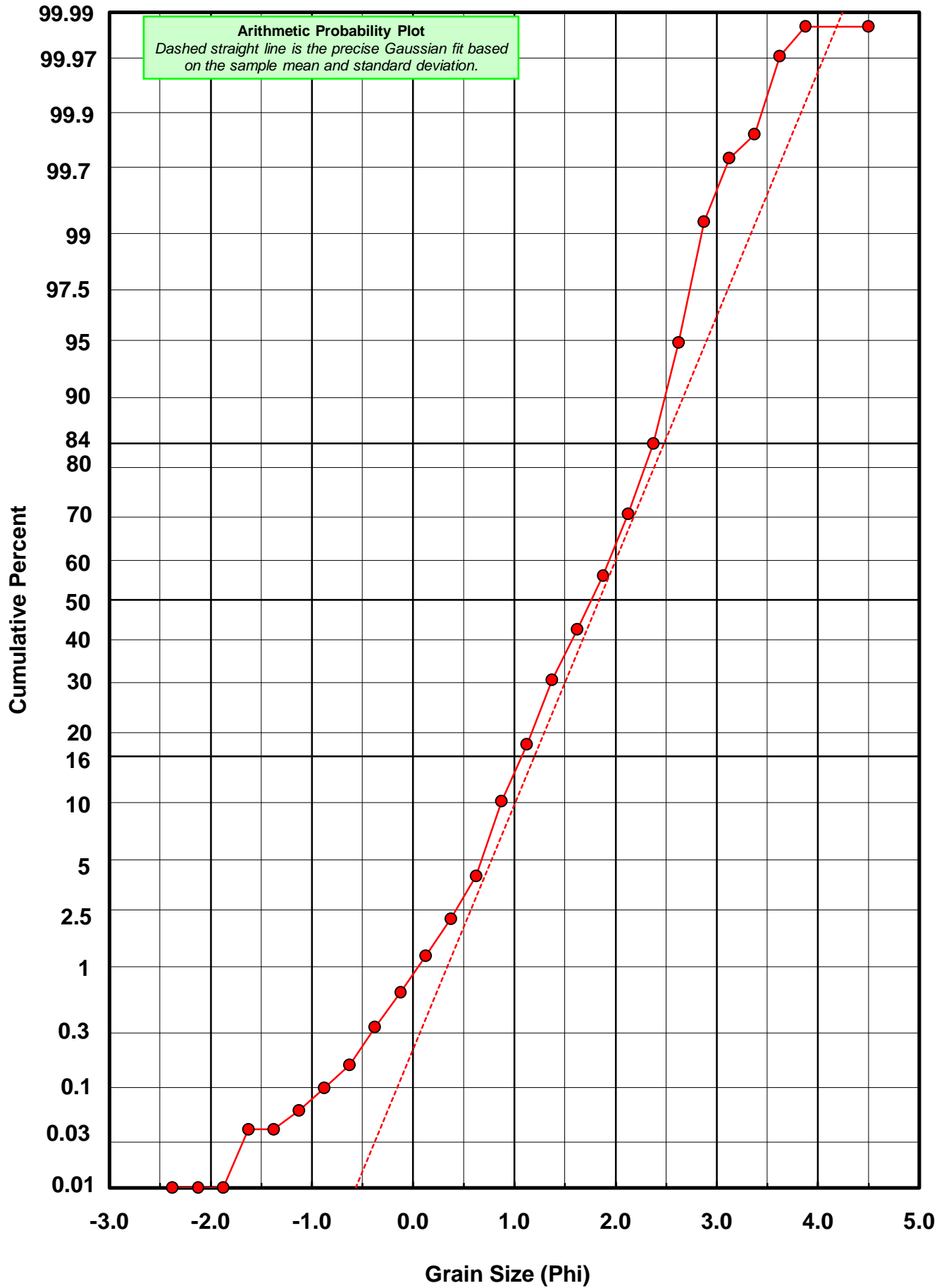
* RARD = reciprocal absolute relative dispersion (see below)

Statistical Explanation	
Calculations based on the Method of Moments	
Skewness: 3rd Stand. Moment; Exact Gaussian = 0.0	
Kurtosis: 4th Stand. Moment; Exact Gaussian = 3.0	
For Further Explanation, See Basille et al. 2002	
Millimeter data calculated by $mm = 2^{-(\phi)}$	

Reciprocal Absolute Relative Dispersion (RARD) Scale	
< 0.5	Excellent homogeneity (e.g., beaches)
0.5 to 1.0	Good homogeneity
1.0 to 1.33	Fair homogeneity
> 1.33	Poor homogeneity (e.g., glacial)



SA-02



Carbonate Grain Size Distribution

Onshore Grab Sample

Sample: SA-02

Total Carbonate Mass: 25.815 grams

% Carbonate: 38.0 %

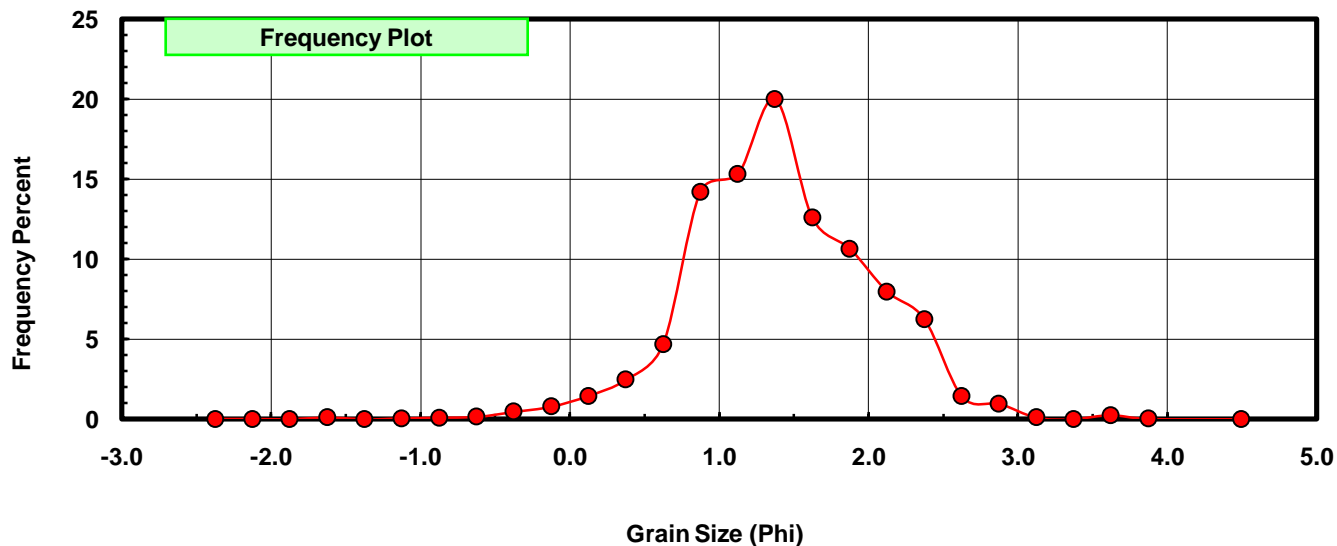
Sieve Size (phi)	Sieve Midpt (phi)	Weight (grams)	Freq Weight %	Cumulative Weight %
-2.25	-2.375	0.000	0.000	0.000
-2.00	-2.125	0.000	0.000	0.000
-1.75	-1.875	0.000	0.000	0.000
-1.50	-1.625	0.028	0.108	0.108
-1.25	-1.375	0.000	0.000	0.108
-1.00	-1.125	0.014	0.054	0.163
-0.75	-0.875	0.025	0.097	0.260
-0.50	-0.625	0.040	0.155	0.414
-0.25	-0.375	0.119	0.461	0.875
0.00	-0.125	0.202	0.782	1.658
0.25	0.125	0.374	1.449	3.107
0.50	0.375	0.639	2.475	5.582
0.75	0.625	1.208	4.679	10.261
1.00	0.875	3.667	14.205	24.466
1.25	1.125	3.952	15.309	39.775
1.50	1.375	5.164	20.004	59.779
1.75	1.625	3.249	12.586	72.365
2.00	1.875	2.747	10.641	83.006
2.25	2.125	2.056	7.964	90.970
2.50	2.375	1.615	6.256	97.226
2.75	2.625	0.371	1.437	98.664
3.00	2.875	0.248	0.961	99.624
3.25	3.125	0.026	0.101	99.725
3.50	3.375	0.000	0.000	99.725
3.75	3.625	0.066	0.256	99.981
4.00	3.875	0.005	0.019	100.000
5.00	4.500	0.000	0.000	100.000

Statistical Results			
Mean:	1.4054	phi	(0.3775 mm)
Standard Dev:	0.6262	phi-units	(0.6479 mm)
Skewness:	-0.1278	dimensionless	
Kurtosis:	3.9816	dimensionless	
5th Moment:	-3.7411	dimensionless	
6th Moment:	37.3524	dimensionless	
RARD *	0.4456	dimensionless	
Median	1.2528	phi	(0.4196 mm)

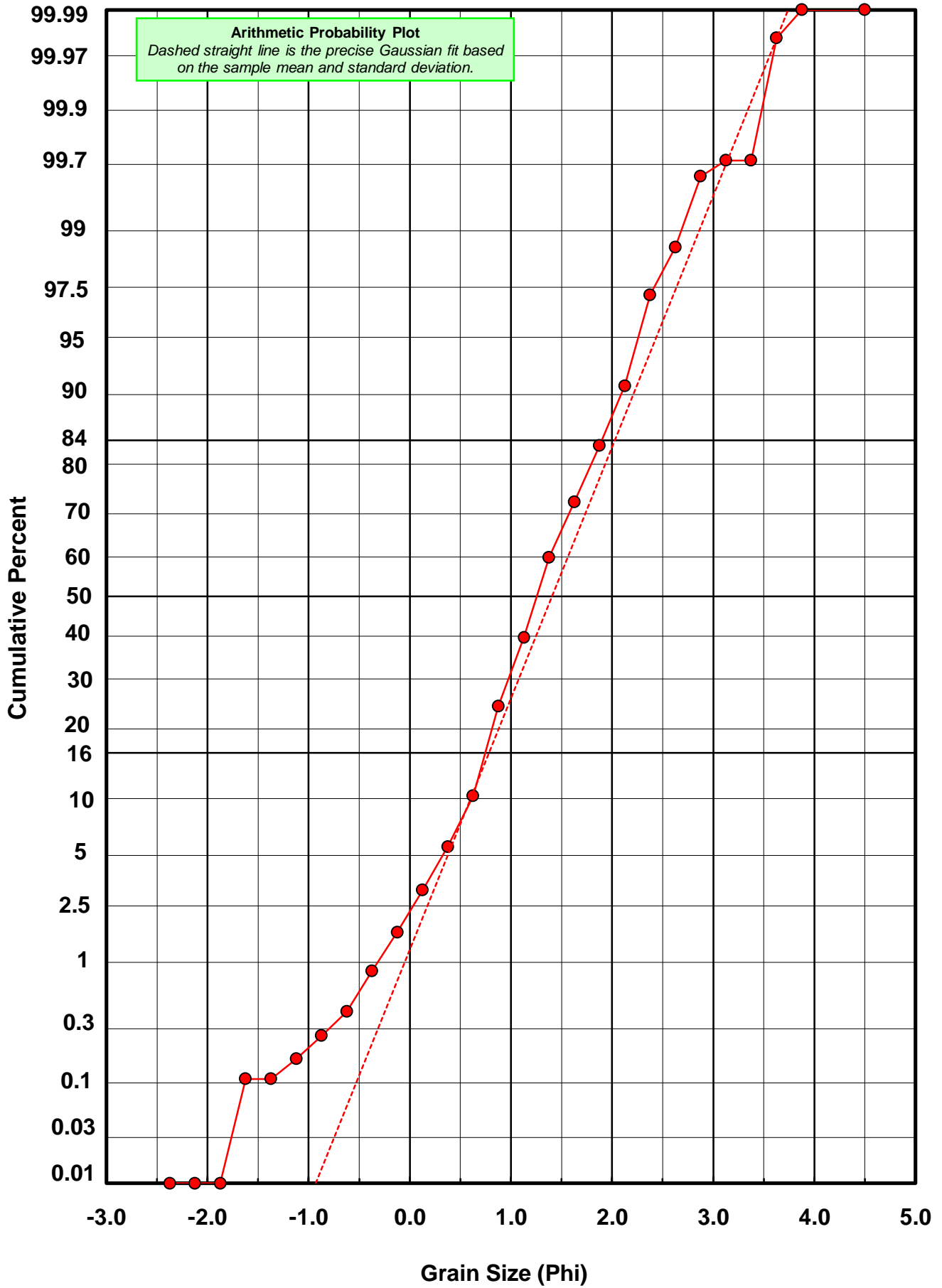
* RARD = reciprocal absolute relative dispersion (see below)

Statistical Explanation	
Calculations based on the Method of Moments	
Skewness: 3rd Stand. Moment; Exact Gaussian = 0.0	
Kurtosis: 4th Stand. Moment; Exact Gaussian = 3.0	
For Further Explanation, See Basille et al. 2002	
Millimeter data calculated by $mm = 2^{-(\phi)}$	

Reciprocal Absolute Relative Dispersion (RARD) Scale	
< 0.5	Excellent homogeneity (e.g., beaches)
0.5 to 1.0	Good homogeneity
1.0 to 1.33	Fair homogeneity
> 1.33	Poor homogeneity (e.g., glacial)



SA-02



Post-Digestion Grain Size Distribution

Onshore Grab Sample

Sample: SA-02

Total Digested Mass: 42.051 grams

% Silica: 62.0 %

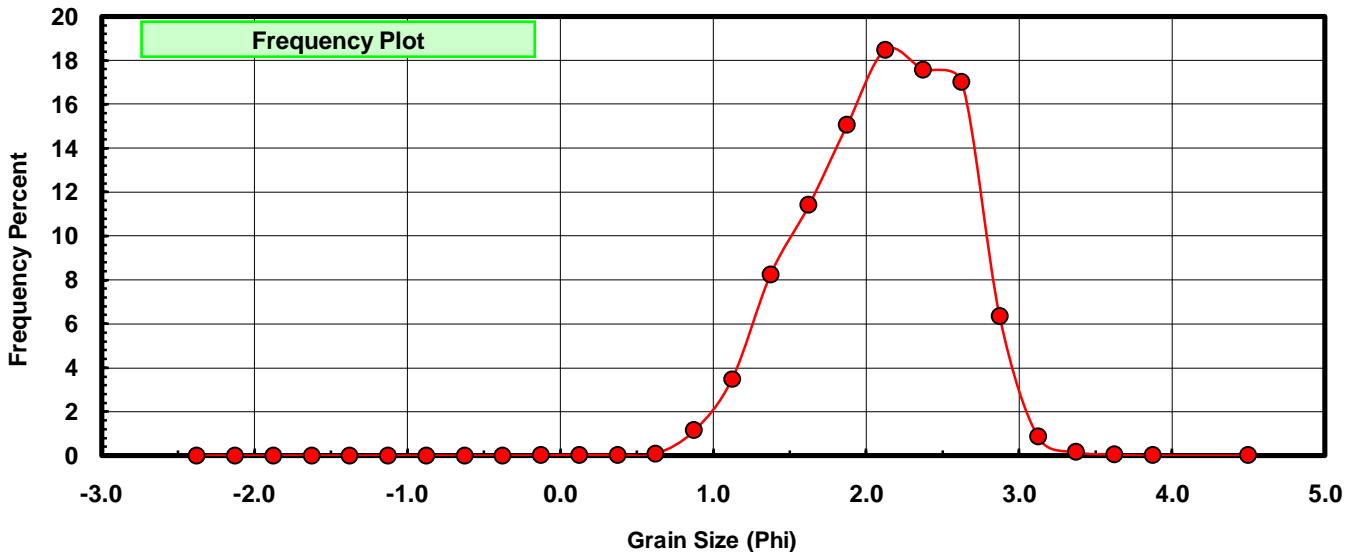
Sieve Size (phi)	Sieve Midpt (phi)	Weight (grams)	Freq Weight %	Cumulative Weight %
-2.25	-2.375	0.000	0.000	0.000
-2.00	-2.125	0.000	0.000	0.000
-1.75	-1.875	0.000	0.000	0.000
-1.50	-1.625	0.000	0.000	0.000
-1.25	-1.375	0.000	0.000	0.000
-1.00	-1.125	0.000	0.000	0.000
-0.75	-0.875	0.000	0.000	0.000
-0.50	-0.625	0.000	0.000	0.000
-0.25	-0.375	0.000	0.000	0.000
0.00	-0.125	0.008	0.019	0.019
0.25	0.125	0.010	0.024	0.043
0.50	0.375	0.014	0.033	0.076
0.75	0.625	0.038	0.090	0.166
1.00	0.875	0.485	1.153	1.320
1.25	1.125	1.473	3.503	4.823
1.50	1.375	3.466	8.242	13.065
1.75	1.625	4.794	11.400	24.466
2.00	1.875	6.333	15.060	39.526
2.25	2.125	7.764	18.463	57.989
2.50	2.375	7.388	17.569	75.558
2.75	2.625	7.146	16.994	92.552
3.00	2.875	2.663	6.333	98.885
3.25	3.125	0.364	0.866	99.750
3.50	3.375	0.070	0.166	99.917
3.75	3.625	0.019	0.045	99.962
4.00	3.875	0.007	0.017	99.979
5.00	4.500	0.009	0.021	100.000

Statistical Results			
Mean:	2.1048	phi	(0.2325 mm)
Standard Dev:	0.5009	phi-units	(0.7067 mm)
Skewness:	-0.2862	dimensionless	
Kurtosis:	2.6786	dimensionless	
5th Moment:	-1.6583	dimensionless	
6th Moment:	14.6129	dimensionless	
RARD *	0.2380	dimensionless	
Median	2.0168	phi	(0.2471 mm)

* RARD = reciprocal absolute relative dispersion (see below)

Statistical Explanation	
Calculations based on the Method of Moments	
Skewness: 3rd Stand. Moment; Exact Gaussian = 0.0	
Kurtosis: 4th Stand. Moment; Exact Gaussian = 3.0	
For Further Explanation, See Basille et al. 2002	
Millimeter data calculated by $mm = 2^{-(\phi)}$	

Reciprocal Absolute Relative Dispersion (RARD) Scale	
< 0.5	Excellent homogeneity (e.g., beaches)
0.5 to 1.0	Good homogeneity
1.0 to 1.33	Fair homogeneity
> 1.33	Poor homogeneity (e.g., glacial)



SA-02

