

**Onshore Grab Sample**

**Sample:** PI-46-BB  
**Sample Taken By:** D. Phelps  
**Sample Collected On:** 11/4/09  
**Splits?** N/A

**County:** Pinellas  
**Latitude:** 27° 38' 34.0"  
**Longitude:** 82° 44' 34.2"  
**Datum:** WGS 84  
**Surf. Elev:** N/A  
**Datum:** N/A

**Fine Data Summary**

Total Sample Weight 64.274 grams  
Total Fines in Sample 0.309 grams  
Total Percent Fines 0.48 %

**Dry Sieving Summary**

Total Sample Weight 63.802 grams  
Total Digested Weight 62.054 grams  
Total Carbonate Weight 1.748 grams  
Total Silica % 97.26 %  
Total Carbonate % 2.74 %  
Carbonate/Silica Ratio 0.028

**General Comments:**

None

**Description**

Worked By: M. Ladle

# Pre-Digestion Grain Size Distribution

Onshore Grab Sample

Sample: PI-46-BB

Total Sample Mass: 63.802 grams

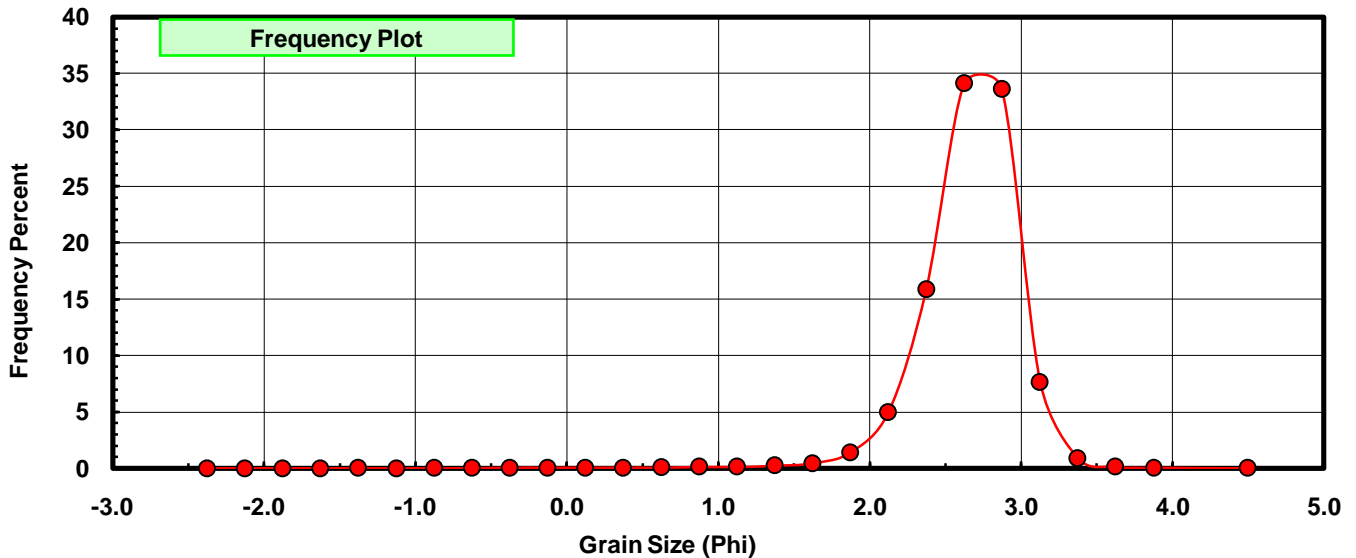
Sieve Size (phi)	Sieve Midpt (phi)	Weight (grams)	Freq Weight %	Cumulative Weight %
-2.25	-2.375	0.000	0.000	0.000
-2.00	-2.125	0.000	0.000	0.000
-1.75	-1.875	0.000	0.000	0.000
-1.50	-1.625	0.000	0.000	0.000
-1.25	-1.375	0.016	0.025	0.025
-1.00	-1.125	0.000	0.000	0.025
-0.75	-0.875	0.004	0.006	0.031
-0.50	-0.625	0.015	0.024	0.055
-0.25	-0.375	0.035	0.055	0.110
0.00	-0.125	0.022	0.034	0.144
0.25	0.125	0.024	0.038	0.182
0.50	0.375	0.034	0.053	0.235
0.75	0.625	0.052	0.082	0.317
1.00	0.875	0.085	0.133	0.450
1.25	1.125	0.089	0.139	0.589
1.50	1.375	0.157	0.246	0.835
1.75	1.625	0.285	0.447	1.282
2.00	1.875	0.890	1.395	2.677
2.25	2.125	3.178	4.981	7.658
2.50	2.375	10.130	15.877	23.535
2.75	2.625	21.761	34.107	57.642
3.00	2.875	21.452	33.623	91.265
3.25	3.125	4.887	7.660	98.925
3.50	3.375	0.569	0.892	99.817
3.75	3.625	0.081	0.127	99.944
4.00	3.875	0.029	0.045	99.989
5.00	4.50	0.007	0.011	100.000

Statistical Results			
Mean:	2.6607	phi	(0.1581 mm)
Standard Dev:	0.3420	phi-units	(0.7889 mm)
Skewness:	-2.3840	dimensionless	
Kurtosis:	19.9539	dimensionless	
5th Moment:	-161.1476	dimensionless	
6th Moment:	1534.5437	dimensionless	
RARD *	0.1285	dimensionless	
Median	2.5690	phi	(0.1685 mm)

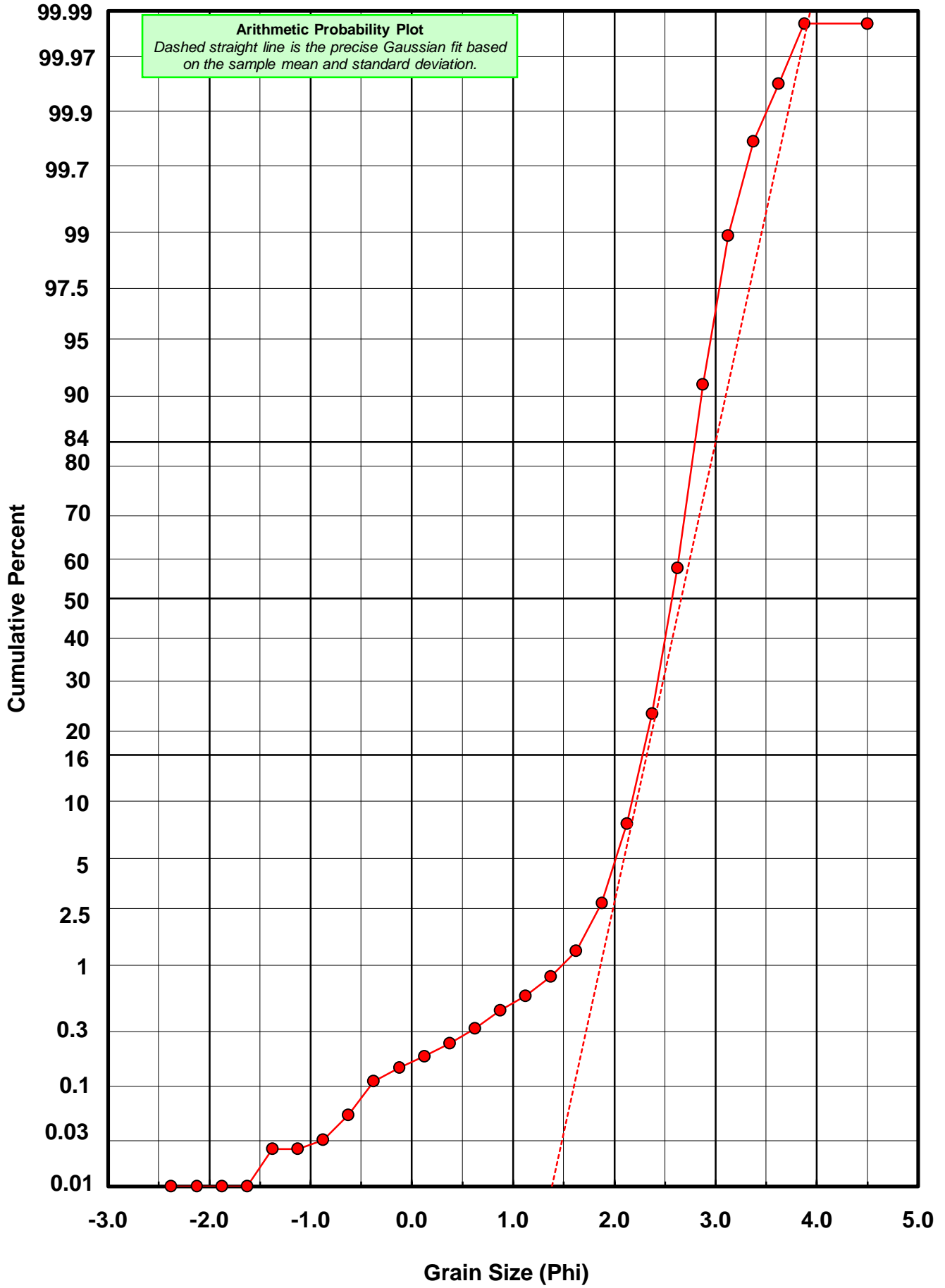
\* RARD = reciprocal absolute relative dispersion (see below)

Statistical Explanation	
Calculations based on the Method of Moments	
Skewness: 3rd Stand. Moment; Exact Gaussian = 0.0	
Kurtosis: 4th Stand. Moment; Exact Gaussian = 3.0	
For Further Explanation, See Basille et al. 2002	
Millimeter data calculated by $mm = 2^{-(\phi)}$	

Reciprocal Absolute Relative Dispersion (RARD) Scale	
< 0.5	Excellent homogeneity (e.g., beaches)
0.5 to 1.0	Good homogeneity
1.0 to 1.33	Fair homogeneity
> 1.33	Poor homogeneity (e.g., glacial)



# PI-46-BB



# Carbonate Grain Size Distribution

Onshore Grab Sample

Sample: PI-46-BB

Total Carbonate Mass: 3.703 grams

% Carbonate: 2.7 %

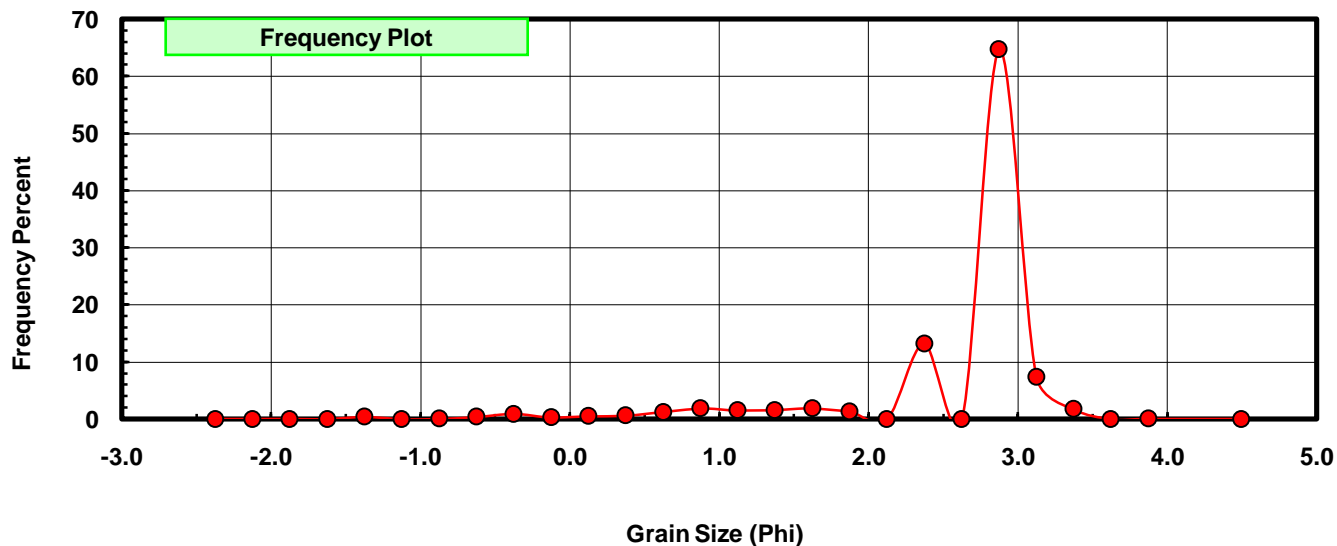
Sieve Size (phi)	Sieve Midpt (phi)	Weight (grams)	Freq Weight %	Cumulative Weight %
-2.25	-2.375	0.000	0.000	0.000
-2.00	-2.125	0.000	0.000	0.000
-1.75	-1.875	0.000	0.000	0.000
-1.50	-1.625	0.000	0.000	0.000
-1.25	-1.375	0.016	0.432	0.432
-1.00	-1.125	0.000	0.000	0.432
-0.75	-0.875	0.004	0.108	0.540
-0.50	-0.625	0.015	0.405	0.945
-0.25	-0.375	0.035	0.945	1.890
0.00	-0.125	0.011	0.297	2.187
0.25	0.125	0.019	0.513	2.701
0.50	0.375	0.024	0.648	3.349
0.75	0.625	0.046	1.242	4.591
1.00	0.875	0.069	1.863	6.454
1.25	1.125	0.057	1.539	7.994
1.50	1.375	0.058	1.566	9.560
1.75	1.625	0.069	1.863	11.423
2.00	1.875	0.049	1.323	12.746
2.25	2.125	0.000	0.000	12.746
2.50	2.375	0.491	13.260	26.006
2.75	2.625	0.000	0.000	26.006
3.00	2.875	2.396	64.704	90.710
3.25	3.125	0.275	7.426	98.137
3.50	3.375	0.065	1.755	99.892
3.75	3.625	0.000	0.000	99.892
4.00	3.875	0.004	0.108	100.000
5.00	4.500	0.000	0.000	100.000

Statistical Results			
Mean:	2.5784	phi	(0.1674 mm)
Standard Dev:	0.7525	phi-units	(0.5936 mm)
Skewness:	-2.6590	dimensionless	
Kurtosis:	10.3944	dimensionless	
5th Moment:	-42.1940	dimensionless	
6th Moment:	183.8308	dimensionless	
RARD *	0.2918	dimensionless	
Median	2.7177	phi	(0.152 mm)

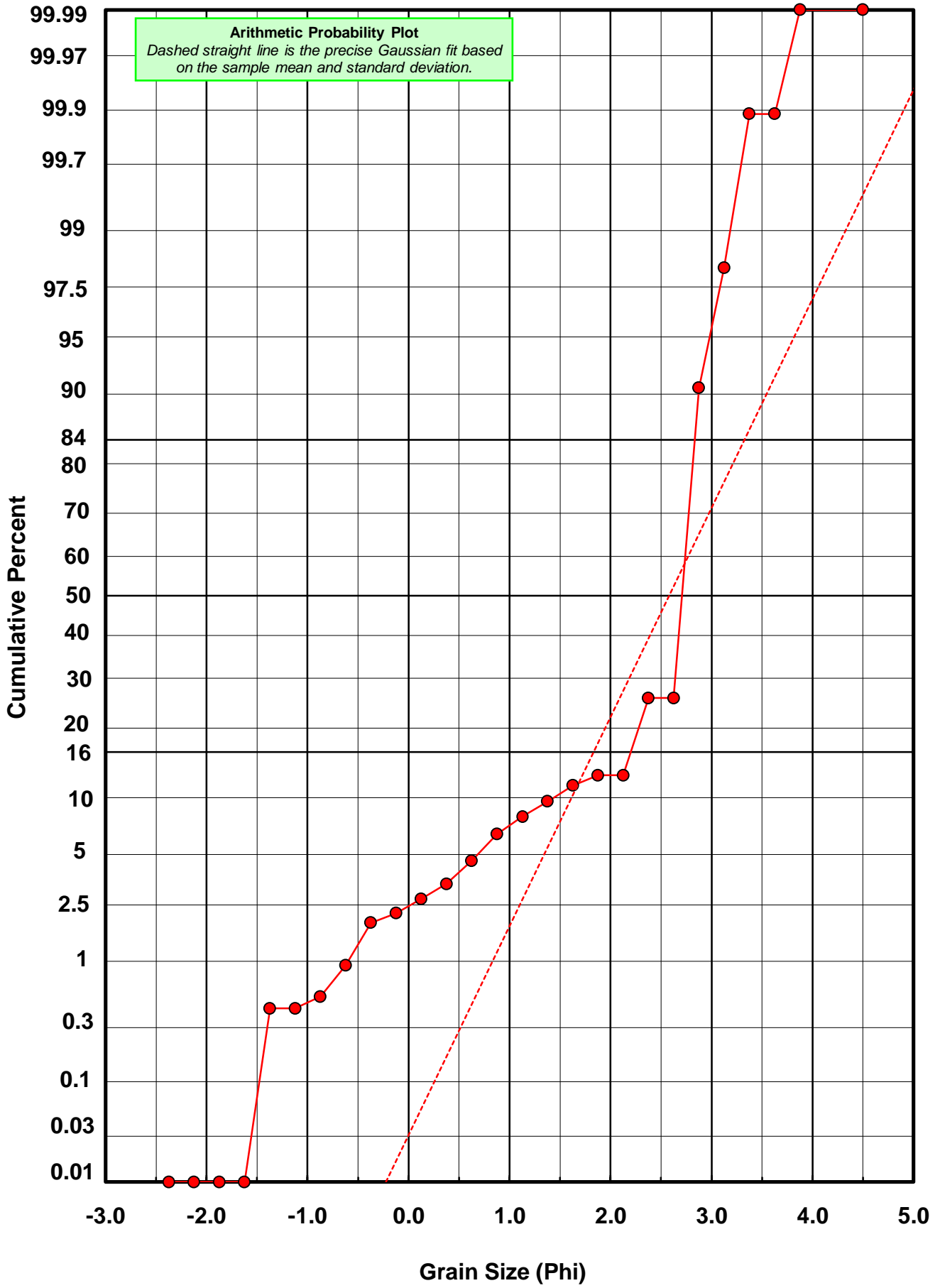
\* RARD = reciprocal absolute relative dispersion (see below)

Statistical Explanation	
Calculations based on the Method of Moments	
Skewness: 3rd Stand. Moment; Exact Gaussian = 0.0	
Kurtosis: 4th Stand. Moment; Exact Gaussian = 3.0	
For Further Explanation, See Basille et al. 2002	
Millimeter data calculated by $mm = 2^{-(\phi)}$	

Reciprocal Absolute Relative Dispersion (RARD) Scale	
< 0.5	Excellent homogeneity (e.g., beaches)
0.5 to 1.0	Good homogeneity
1.0 to 1.33	Fair homogeneity
> 1.33	Poor homogeneity (e.g., glacial)



# PI-46-BB



# Post-Digestion Grain Size Distribution

Onshore Grab Sample

Sample: PI-46-BB

Total Digested Mass: 62.054 grams

% Silica: 97.3 %

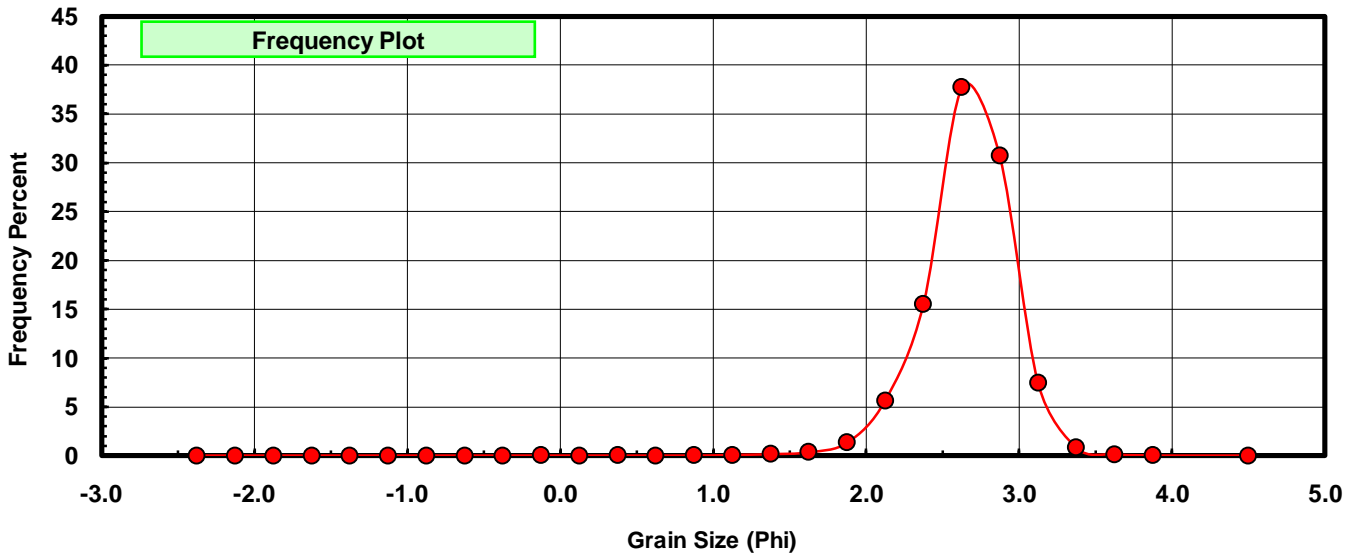
Sieve Size (phi)	Sieve Midpt (phi)	Weight (grams)	Freq Weight %	Cumulative Weight %
-2.25	-2.375	0.000	0.000	0.000
-2.00	-2.125	0.000	0.000	0.000
-1.75	-1.875	0.000	0.000	0.000
-1.50	-1.625	0.000	0.000	0.000
-1.25	-1.375	0.000	0.000	0.000
-1.00	-1.125	0.000	0.000	0.000
-0.75	-0.875	0.000	0.000	0.000
-0.50	-0.625	0.000	0.000	0.000
-0.25	-0.375	0.000	0.000	0.000
0.00	-0.125	0.011	0.018	0.018
0.25	0.125	0.005	0.008	0.026
0.50	0.375	0.010	0.016	0.042
0.75	0.625	0.006	0.010	0.052
1.00	0.875	0.016	0.026	0.077
1.25	1.125	0.032	0.052	0.129
1.50	1.375	0.099	0.160	0.288
1.75	1.625	0.216	0.348	0.637
2.00	1.875	0.841	1.355	1.992
2.25	2.125	3.493	5.629	7.621
2.50	2.375	9.639	15.533	23.154
2.75	2.625	23.400	37.709	60.863
3.00	2.875	19.056	30.709	91.572
3.25	3.125	4.612	7.432	99.004
3.50	3.375	0.504	0.812	99.816
3.75	3.625	0.082	0.132	99.948
4.00	3.875	0.025	0.040	99.989
5.00	4.500	0.007	0.011	100.000

Statistical Results			
Mean:	2.6620	phi	(0.158 mm)
Standard Dev:	0.2951	phi-units	(0.815 mm)
Skewness:	-0.8558	dimensionless	
Kurtosis:	7.2868	dimensionless	
5th Moment:	-31.7067	dimensionless	
6th Moment:	268.3328	dimensionless	
RARD *	0.1109	dimensionless	
Median	2.5530	phi	(0.1704 mm)

\* RARD = reciprocal absolute relative dispersion (see below)

Statistical Explanation	
Calculations based on the Method of Moments	
Skewness: 3rd Stand. Moment; Exact Gaussian = 0.0	
Kurtosis: 4th Stand. Moment; Exact Gaussian = 3.0	
For Further Explanation, See Basille et al. 2002	
Millimeter data calculated by $mm = 2^{-(\phi)}$	

Reciprocal Absolute Relative Dispersion (RARD) Scale	
< 0.5	Excellent homogeneity (e.g., beaches)
0.5 to 1.0	Good homogeneity
1.0 to 1.33	Fair homogeneity
> 1.33	Poor homogeneity (e.g., glacial)



# PI-46-BB

