

Onshore Grab Sample

Sample: PI-45-BB
Sample Taken By: D. Phelps
Sample Collected On: 11/4/09
Splits? N/A

County: Pinellas
Latitude: 27° 39' 18.0"
Longitude: 82° 44' 46.7"
Datum: WGS 84
Surf. Elev: N/A
Datum: N/A

Fine Data Summary

Total Sample Weight 57.129 grams
Total Fines in Sample 0.161 grams
Total Percent Fines 0.28 %

Dry Sieving Summary

Total Sample Weight 56.888 grams
Total Digested Weight 48.698 grams
Total Carbonate Weight 8.190 grams
Total Silica % 85.60 %
Total Carbonate % 14.40 %
Carbonate/Silica Ratio 0.168

General Comments:

<-2.25 phi: weight of a single mollusk shell

Description

Worked By: M. Ladle

Pre-Digestion Grain Size Distribution

Onshore Grab Sample

Sample: PI-45-BB

Total Sample Mass: 56.888 grams

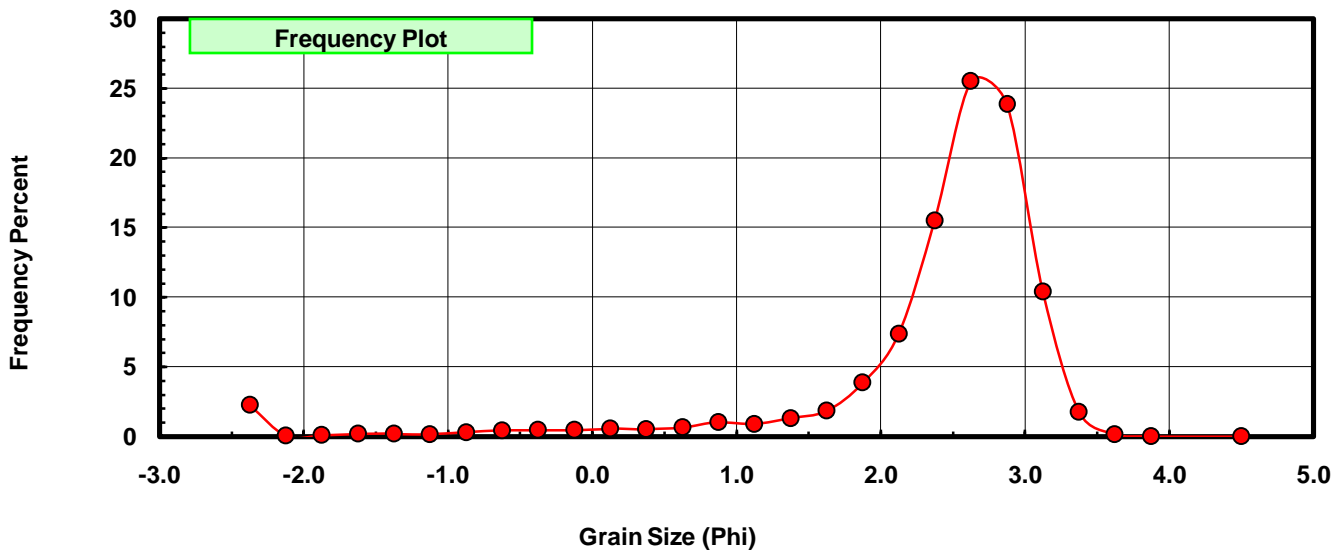
Sieve Size (phi)	Sieve Midpt (phi)	Weight (grams)	Freq Weight %	Cumulative Weight %
-2.25	-2.375	1.285	2.259	2.259
-2.00	-2.125	0.032	0.056	2.315
-1.75	-1.875	0.062	0.109	2.424
-1.50	-1.625	0.106	0.186	2.610
-1.25	-1.375	0.115	0.202	2.813
-1.00	-1.125	0.093	0.163	2.976
-0.75	-0.875	0.180	0.316	3.292
-0.50	-0.625	0.257	0.452	3.744
-0.25	-0.375	0.269	0.473	4.217
0.00	-0.125	0.271	0.476	4.693
0.25	0.125	0.320	0.563	5.256
0.50	0.375	0.304	0.534	5.790
0.75	0.625	0.371	0.652	6.442
1.00	0.875	0.587	1.032	7.474
1.25	1.125	0.513	0.902	8.376
1.50	1.375	0.754	1.325	9.702
1.75	1.625	1.050	1.846	11.547
2.00	1.875	2.195	3.858	15.406
2.25	2.125	4.195	7.374	22.780
2.50	2.375	8.819	15.502	38.282
2.75	2.625	14.511	25.508	63.790
3.00	2.875	13.563	23.842	87.632
3.25	3.125	5.927	10.419	98.051
3.50	3.375	1.000	1.758	99.808
3.75	3.625	0.094	0.165	99.974
4.00	3.875	0.009	0.016	99.989
5.00	4.50	0.006	0.011	100.000

Statistical Results			
Mean:	2.3459	phi	(0.1967 mm)
Standard Dev:	1.0377	phi-units	(0.4871 mm)
Skewness:	-2.9913	dimensionless	
Kurtosis:	12.6891	dimensionless	
5th Moment:	-53.6508	dimensionless	
6th Moment:	234.1604	dimensionless	
RARD *	0.4423	dimensionless	
Median	2.4898	phi	(0.178 mm)

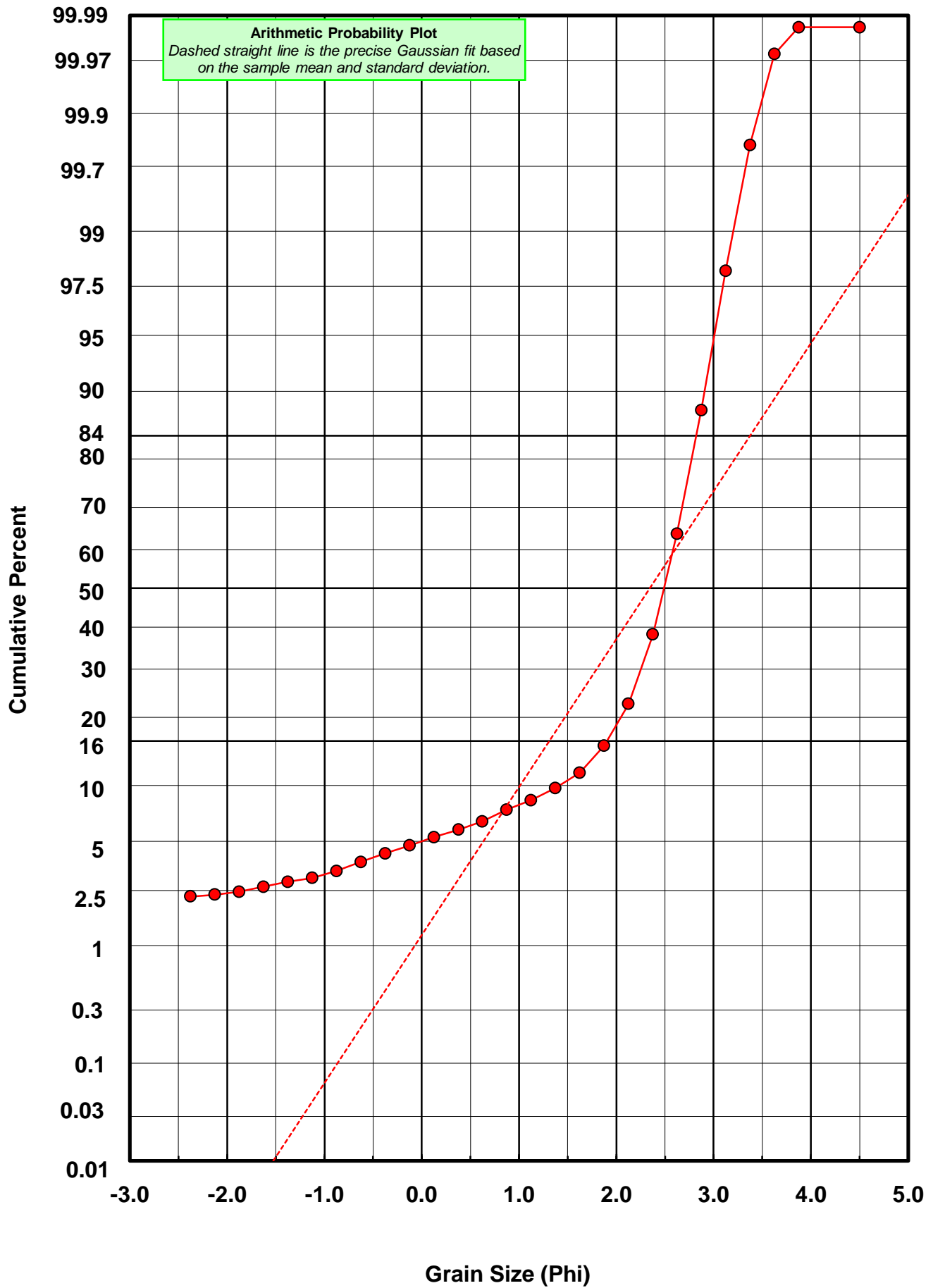
* RARD = reciprocal absolute relative dispersion (see below)

Statistical Explanation	
Calculations based on the Method of Moments	
Skewness: 3rd Stand. Moment; Exact Gaussian = 0.0	
Kurtosis: 4th Stand. Moment; Exact Gaussian = 3.0	
For Further Explanation, See Basille et al. 2002	
Millimeter data calculated by $mm = 2^{(-phi)}$	

Reciprocal Absolute Relative Dispersion (RARD) Scale	
< 0.5	Excellent homogeneity (e.g., beaches)
0.5 to 1.0	Good homogeneity
1.0 to 1.33	Fair homogeneity
> 1.33	Poor homogeneity (e.g., glacial)



PI-45-BB



Carbonate Grain Size Distribution

Onshore Grab Sample

Sample: PI-45-BB

Total Carbonate Mass: 8.215 grams

% Carbonate: 14.4 %

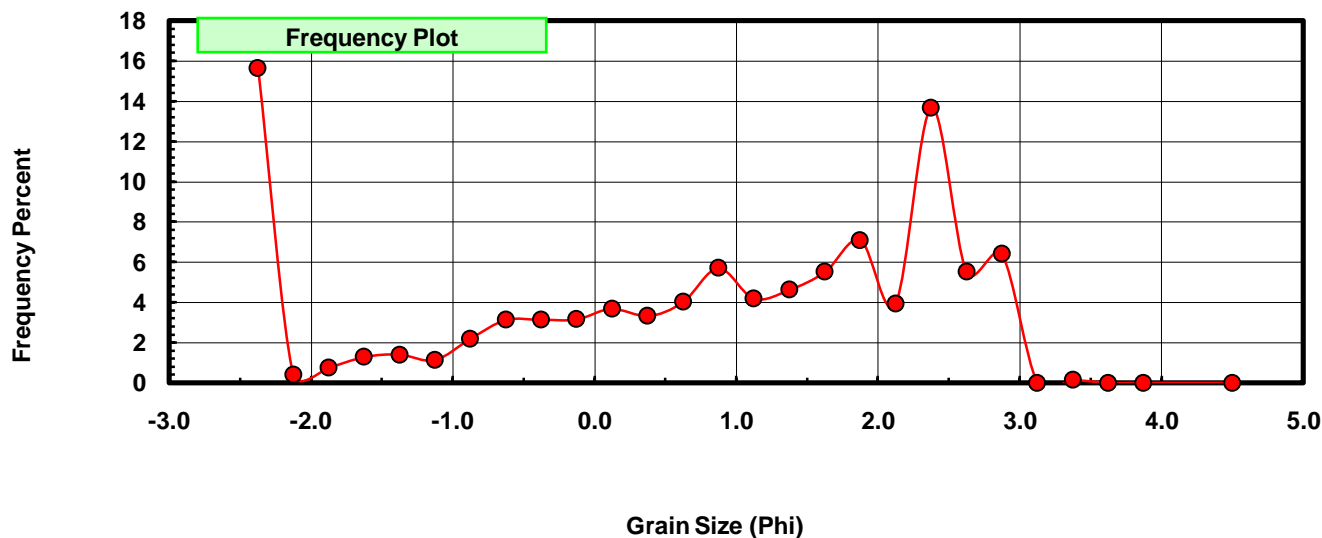
Sieve Size (phi)	Sieve Midpt (phi)	Weight (grams)	Freq Weight %	Cumulative Weight %
-2.25	-2.375	1.285	15.642	15.642
-2.00	-2.125	0.032	0.390	16.032
-1.75	-1.875	0.062	0.755	16.786
-1.50	-1.625	0.106	1.290	18.077
-1.25	-1.375	0.115	1.400	19.477
-1.00	-1.125	0.093	1.132	20.609
-0.75	-0.875	0.180	2.191	22.800
-0.50	-0.625	0.257	3.128	25.928
-0.25	-0.375	0.258	3.141	29.069
0.00	-0.125	0.259	3.153	32.222
0.25	0.125	0.302	3.676	35.898
0.50	0.375	0.273	3.323	39.221
0.75	0.625	0.330	4.017	43.238
1.00	0.875	0.469	5.709	48.947
1.25	1.125	0.343	4.175	53.122
1.50	1.375	0.380	4.626	57.748
1.75	1.625	0.453	5.514	63.262
2.00	1.875	0.582	7.085	70.347
2.25	2.125	0.323	3.932	74.279
2.50	2.375	1.123	13.670	87.949
2.75	2.625	0.453	5.514	93.463
3.00	2.875	0.526	6.403	99.866
3.25	3.125	0.000	0.000	99.866
3.50	3.375	0.011	0.134	100.000
3.75	3.625	0.000	0.000	100.000
4.00	3.875	0.000	0.000	100.000
5.00	4.500	0.000	0.000	100.000

Statistical Results			
Mean:	0.6654	phi	(0.6305 mm)
Standard Dev:	1.8682	phi-units	(0.2739 mm)
Skewness:	-0.5266	dimensionless	
Kurtosis:	1.7633	dimensionless	
5th Moment:	-1.8168	dimensionless	
6th Moment:	3.9192	dimensionless	
RARD *	2.8076	dimensionless	
Median	0.9380	phi	(0.5219 mm)

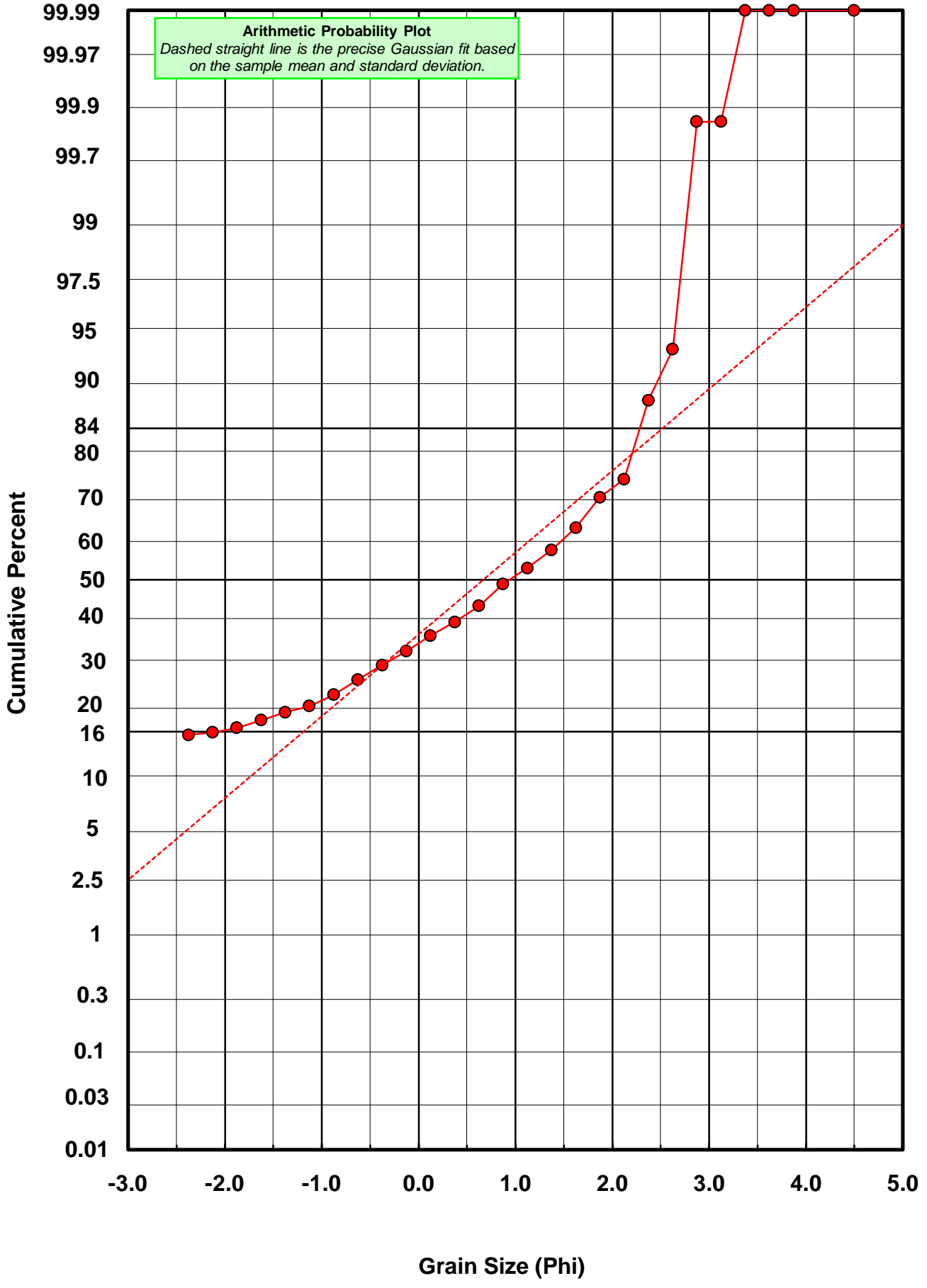
* RARD = reciprocal absolute relative dispersion (see below)

Statistical Explanation	
Calculations based on the Method of Moments	
Skewness: 3rd Stand. Moment; Exact Gaussian = 0.0	
Kurtosis: 4th Stand. Moment; Exact Gaussian = 3.0	
For Further Explanation, See Basille et al. 2002	
Millimeter data calculated by $mm = 2^{-(\phi)}$	

Reciprocal Absolute Relative Dispersion (RARD) Scale	
< 0.5	Excellent homogeneity (e.g., beaches)
0.5 to 1.0	Good homogeneity
1.0 to 1.33	Fair homogeneity
> 1.33	Poor homogeneity (e.g., glacial)



PI-45-BB



Post-Digestion Grain Size Distribution

Onshore Grab Sample

Sample: PI-45-BB

Total Digested Mass: 48.698 grams

% Silica: 85.6 %

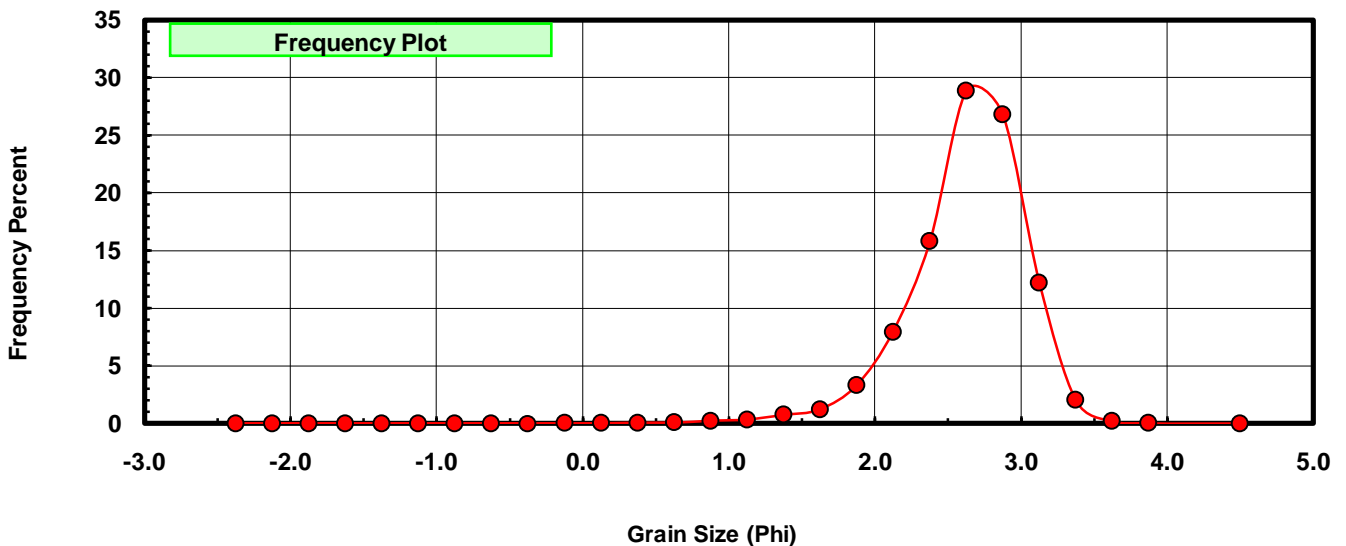
Sieve Size (phi)	Sieve Midpt (phi)	Weight (grams)	Freq Weight %	Cumulative Weight %
-2.25	-2.375	0.000	0.000	0.000
-2.00	-2.125	0.000	0.000	0.000
-1.75	-1.875	0.000	0.000	0.000
-1.50	-1.625	0.000	0.000	0.000
-1.25	-1.375	0.000	0.000	0.000
-1.00	-1.125	0.000	0.000	0.000
-0.75	-0.875	0.000	0.000	0.000
-0.50	-0.625	0.000	0.000	0.000
-0.25	-0.375	0.011	0.023	0.023
0.00	-0.125	0.012	0.025	0.047
0.25	0.125	0.018	0.037	0.084
0.50	0.375	0.031	0.064	0.148
0.75	0.625	0.041	0.084	0.232
1.00	0.875	0.118	0.242	0.474
1.25	1.125	0.170	0.349	0.823
1.50	1.375	0.374	0.768	1.591
1.75	1.625	0.597	1.226	2.817
2.00	1.875	1.613	3.312	6.130
2.25	2.125	3.872	7.951	14.081
2.50	2.375	7.696	15.804	29.884
2.75	2.625	14.058	28.868	58.752
3.00	2.875	13.037	26.771	85.523
3.25	3.125	5.946	12.210	97.733
3.50	3.375	0.989	2.031	99.764
3.75	3.625	0.096	0.197	99.961
4.00	3.875	0.012	0.025	99.986
5.00	4.500	0.007	0.014	100.000

Statistical Results			
Mean:	2.6299	phi	(0.1616 mm)
Standard Dev:	0.4070	phi-units	(0.7542 mm)
Skewness:	-1.2173	dimensionless	
Kurtosis:	6.8881	dimensionless	
5th Moment:	-27.0148	dimensionless	
6th Moment:	152.6514	dimensionless	
RARD *	0.1548	dimensionless	
Median	2.5492	phi	(0.1708 mm)

* RARD = reciprocal absolute relative dispersion (see below)

Statistical Explanation	
Calculations based on the Method of Moments	
Skewness: 3rd Stand. Moment; Exact Gaussian = 0.0	
Kurtosis: 4th Stand. Moment; Exact Gaussian = 3.0	
For Further Explanation, See Basille et al. 2002	
Millimeter data calculated by $mm = 2^{-(\phi)}$	

Reciprocal Absolute Relative Dispersion (RARD) Scale	
< 0.5	Excellent homogeneity (e.g., beaches)
0.5 to 1.0	Good homogeneity
1.0 to 1.33	Fair homogeneity
> 1.33	Poor homogeneity (e.g., glacial)



PI-45-BB

