

**Onshore Grab Sample**

**Sample:** PI-40-BB  
**Sample Taken By:** D. Phelps  
**Sample Collected On:** 12/1/09  
**Splits?** N/A

**County:** Pinellas  
**Latitude:** 27° 42' 42.8"  
**Longitude:** 82° 44' 20.6"  
**Datum:** WGS 84  
**Surf. Elev:** N/A  
**Datum:** N/A

**Fine Data Summary**

Total Sample Weight 56.138 grams  
Total Fines in Sample 0.219 grams  
Total Percent Fines 0.39 %

**Dry Sieving Summary**

Total Sample Weight 55.910 grams  
Total Digested Weight 49.361 grams  
Total Carbonate Weight 6.549 grams  
Total Silica % 88.29 %  
Total Carbonate % 11.71 %  
Carbonate/Silica Ratio 0.133

**General Comments:**

None

**Description**

Worked By: M. Ladle

# Pre-Digestion Grain Size Distribution

Onshore Grab Sample

Sample: PI-40-BB

Total Sample Mass: 55.910 grams

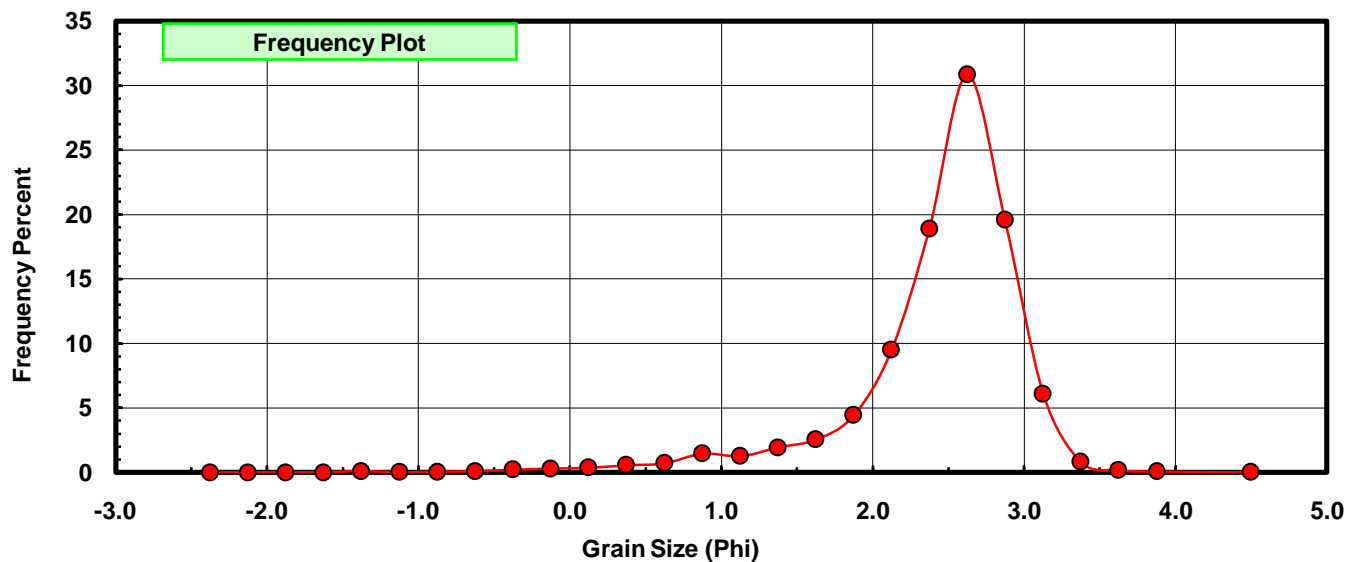
Sieve Size (phi)	Sieve Midpt (phi)	Weight (grams)	Freq Weight %	Cumulative Weight %
-2.25	-2.375	0.000	0.000	0.000
-2.00	-2.125	0.000	0.000	0.000
-1.75	-1.875	0.000	0.000	0.000
-1.50	-1.625	0.000	0.000	0.000
-1.25	-1.375	0.052	0.093	0.093
-1.00	-1.125	0.014	0.025	0.118
-0.75	-0.875	0.025	0.045	0.163
-0.50	-0.625	0.049	0.088	0.250
-0.25	-0.375	0.117	0.209	0.460
0.00	-0.125	0.155	0.277	0.737
0.25	0.125	0.209	0.374	1.111
0.50	0.375	0.314	0.562	1.672
0.75	0.625	0.396	0.708	2.381
1.00	0.875	0.817	1.461	3.842
1.25	1.125	0.704	1.259	5.101
1.50	1.375	1.070	1.914	7.015
1.75	1.625	1.430	2.558	9.573
2.00	1.875	2.476	4.429	14.001
2.25	2.125	5.315	9.506	23.507
2.50	2.375	10.554	18.877	42.384
2.75	2.625	17.242	30.839	73.223
3.00	2.875	10.960	19.603	92.826
3.25	3.125	3.409	6.097	98.923
3.50	3.375	0.458	0.819	99.742
3.75	3.625	0.091	0.163	99.905
4.00	3.875	0.038	0.068	99.973
5.00	4.50	0.015	0.027	100.000

Statistical Results			
Mean:	2.4326	phi	(0.1852 mm)
Standard Dev:	0.5891	phi-units	(0.6648 mm)
Skewness:	-2.0409	dimensionless	
Kurtosis:	9.2919	dimensionless	
5th Moment:	-39.2767	dimensionless	
6th Moment:	195.7602	dimensionless	
RARD *	0.2422	dimensionless	
Median	2.4367	phi	(0.1847 mm)

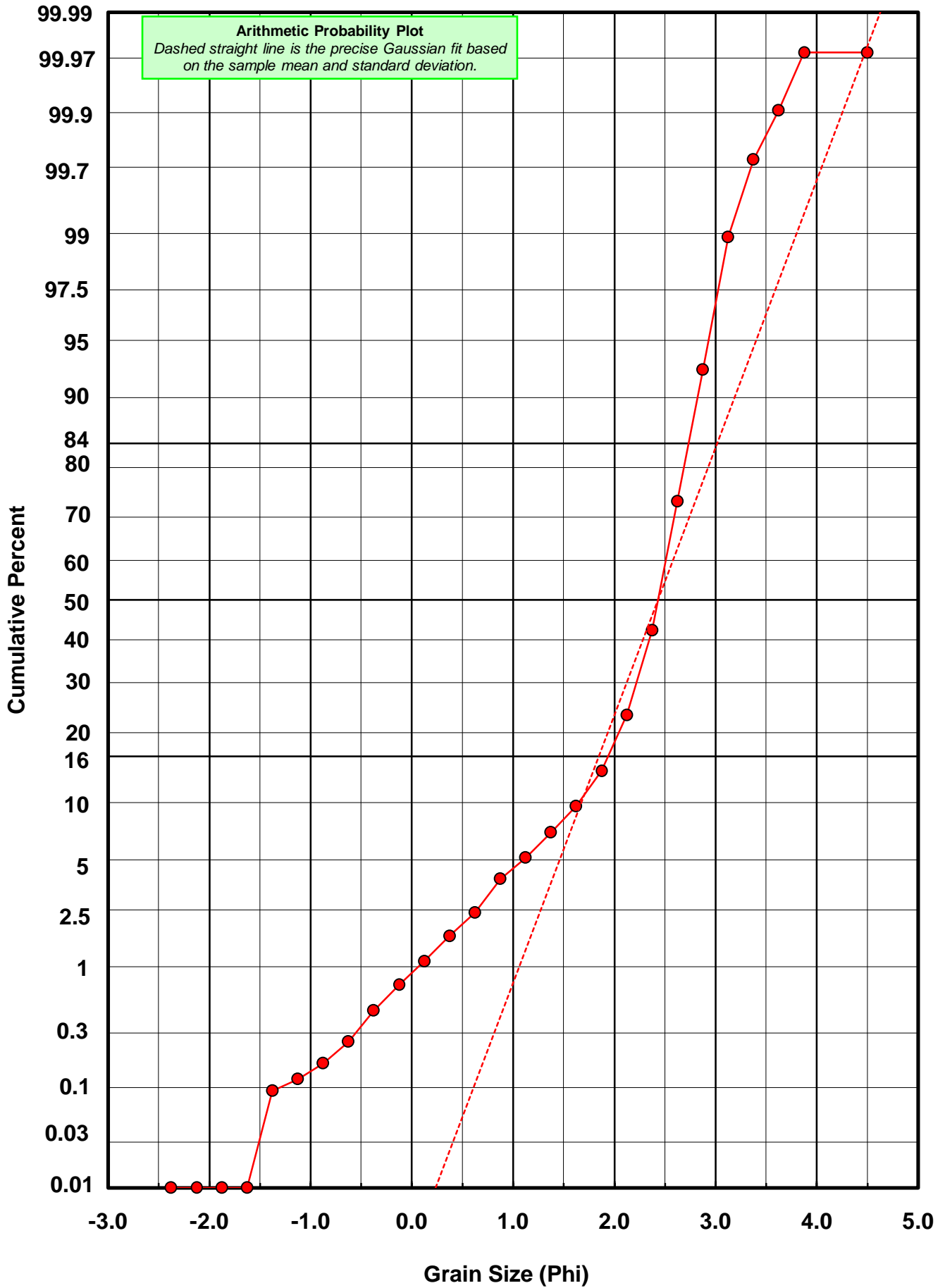
\* RARD = reciprocal absolute relative dispersion (see below)

Statistical Explanation
Calculations based on the Method of Moments
Skewness: 3rd Stand. Moment; Exact Gaussian = 0.0
Kurtosis: 4th Stand. Moment; Exact Gaussian = 3.0
For Further Explanation, See Basille et al. 2002
Millimeter data calculated by $mm = 2^{-(\phi)}$

Reciprocal Absolute Relative Dispersion (RARD) Scale	
< 0.5	Excellent homogeneity (e.g., beaches)
0.5 to 1.0	Good homogeneity
1.0 to 1.33	Fair homogeneity
> 1.33	Poor homogeneity (e.g., glacial)



# PI-40-BB



# Carbonate Grain Size Distribution

Onshore Grab Sample

Sample: PI-40-BB

Total Carbonate Mass: 8.947 grams

% Carbonate: 11.7 %

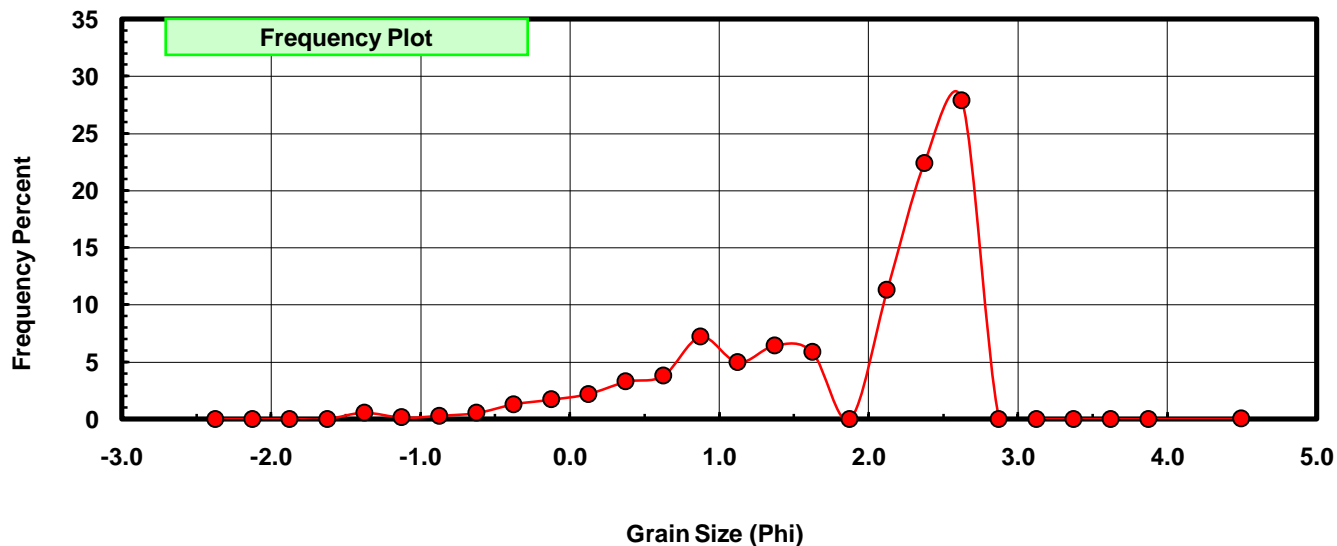
Sieve Size (phi)	Sieve Midpt (phi)	Weight (grams)	Freq Weight %	Cumulative Weight %
-2.25	-2.375	0.000	0.000	0.000
-2.00	-2.125	0.000	0.000	0.000
-1.75	-1.875	0.000	0.000	0.000
-1.50	-1.625	0.000	0.000	0.000
-1.25	-1.375	0.052	0.581	0.581
-1.00	-1.125	0.014	0.156	0.738
-0.75	-0.875	0.025	0.279	1.017
-0.50	-0.625	0.049	0.548	1.565
-0.25	-0.375	0.117	1.308	2.872
0.00	-0.125	0.155	1.732	4.605
0.25	0.125	0.196	2.191	6.796
0.50	0.375	0.294	3.286	10.082
0.75	0.625	0.340	3.800	13.882
1.00	0.875	0.645	7.209	21.091
1.25	1.125	0.444	4.963	26.053
1.50	1.375	0.577	6.449	32.503
1.75	1.625	0.525	5.868	38.370
2.00	1.875	0.000	0.000	38.370
2.25	2.125	1.011	11.300	49.670
2.50	2.375	2.005	22.410	72.080
2.75	2.625	2.494	27.875	99.955
3.00	2.875	0.000	0.000	99.955
3.25	3.125	0.000	0.000	99.955
3.50	3.375	0.000	0.000	99.955
3.75	3.625	0.000	0.000	99.955
4.00	3.875	0.000	0.000	99.955
5.00	4.500	0.004	0.045	100.000

Statistical Results			
Mean:	1.8252	phi	(0.2822 mm)
Standard Dev:	0.9532	phi-units	(0.5165 mm)
Skewness:	-1.0416	dimensionless	
Kurtosis:	3.0959	dimensionless	
5th Moment:	-6.9620	dimensionless	
6th Moment:	19.8576	dimensionless	
RARD *	0.5222	dimensionless	
Median	2.1287	phi	(0.2287 mm)

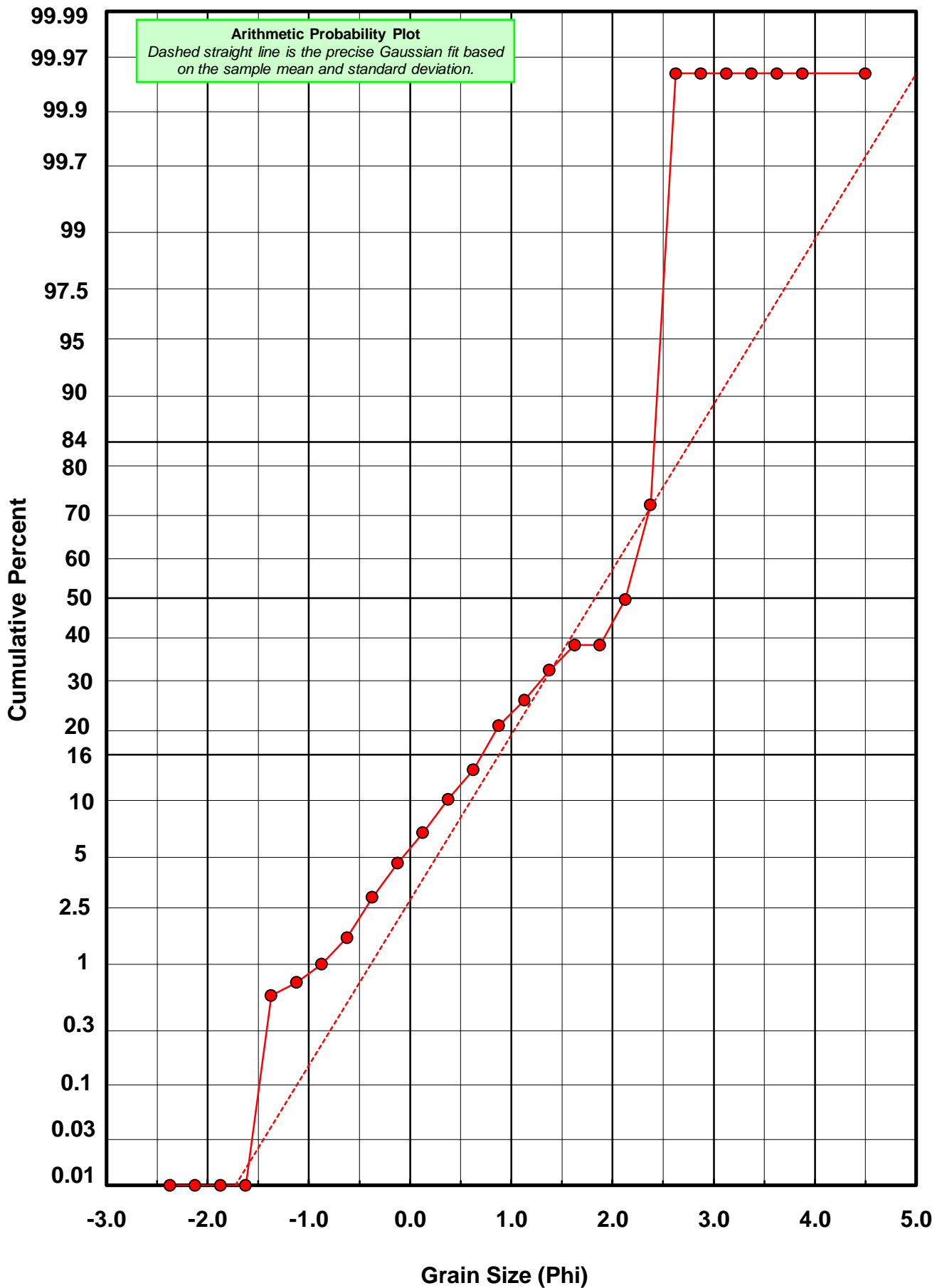
\* RARD = reciprocal absolute relative dispersion (see below)

Statistical Explanation	
Calculations based on the Method of Moments	
Skewness: 3rd Stand. Moment; Exact Gaussian = 0.0	
Kurtosis: 4th Stand. Moment; Exact Gaussian = 3.0	
For Further Explanation, See Basille et al. 2002	
Millimeter data calculated by $mm = 2^{-(\phi)}$	

Reciprocal Absolute Relative Dispersion (RARD) Scale	
< 0.5	Excellent homogeneity (e.g., beaches)
0.5 to 1.0	Good homogeneity
1.0 to 1.33	Fair homogeneity
> 1.33	Poor homogeneity (e.g., glacial)



# PI-40-BB



# Post-Digestion Grain Size Distribution

Onshore Grab Sample

Sample: PI-40-BB

Total Digested Mass: 49.361 grams

% Silica: 88.3 %

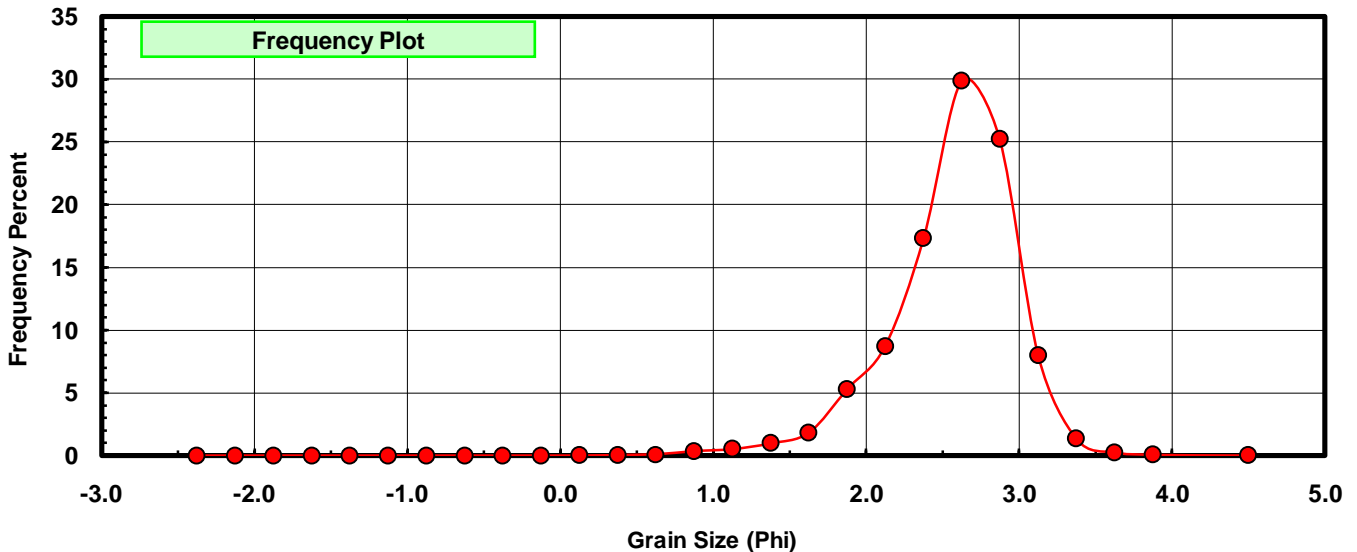
Sieve Size (phi)	Sieve Midpt (phi)	Weight (grams)	Freq Weight %	Cumulative Weight %
-2.25	-2.375	0.000	0.000	0.000
-2.00	-2.125	0.000	0.000	0.000
-1.75	-1.875	0.000	0.000	0.000
-1.50	-1.625	0.000	0.000	0.000
-1.25	-1.375	0.000	0.000	0.000
-1.00	-1.125	0.000	0.000	0.000
-0.75	-0.875	0.000	0.000	0.000
-0.50	-0.625	0.000	0.000	0.000
-0.25	-0.375	0.000	0.000	0.000
0.00	-0.125	0.000	0.000	0.000
0.25	0.125	0.013	0.026	0.026
0.50	0.375	0.020	0.041	0.067
0.75	0.625	0.056	0.113	0.180
1.00	0.875	0.172	0.348	0.529
1.25	1.125	0.260	0.527	1.055
1.50	1.375	0.493	0.999	2.054
1.75	1.625	0.905	1.833	3.888
2.00	1.875	2.613	5.294	9.181
2.25	2.125	4.304	8.719	17.901
2.50	2.375	8.549	17.319	35.220
2.75	2.625	14.748	29.878	65.098
3.00	2.875	12.446	25.214	90.312
3.25	3.125	3.946	7.994	98.306
3.50	3.375	0.662	1.341	99.647
3.75	3.625	0.122	0.247	99.895
4.00	3.875	0.041	0.083	99.978
5.00	4.500	0.011	0.022	100.000

Statistical Results			
Mean:	2.5667	phi	(0.1688 mm)
Standard Dev:	0.4184	phi-units	(0.7482 mm)
Skewness:	-1.0128	dimensionless	
Kurtosis:	5.3534	dimensionless	
5th Moment:	-14.4094	dimensionless	
6th Moment:	69.2192	dimensionless	
RARD *	0.1630	dimensionless	
Median	2.4987	phi	(0.1769 mm)

\* RARD = reciprocal absolute relative dispersion (see below)

Statistical Explanation	
Calculations based on the Method of Moments	
Skewness: 3rd Stand. Moment; Exact Gaussian = 0.0	
Kurtosis: 4th Stand. Moment; Exact Gaussian = 3.0	
For Further Explanation, See Basille et al. 2002	
Millimeter data calculated by $mm = 2^{-(\phi)}$	

Reciprocal Absolute Relative Dispersion (RARD) Scale	
< 0.5	Excellent homogeneity (e.g., beaches)
0.5 to 1.0	Good homogeneity
1.0 to 1.33	Fair homogeneity
> 1.33	Poor homogeneity (e.g., glacial)



# PI-40-BB

