

Onshore Grab Sample

Sample: PI-36
Sample Taken By: D. Phelps
Sample Collected On: 12/1/09
Splits? N/A

County: Pinellas
Latitude: 27° 44' 46.1"
Longitude: 82° 45' 40.0"
Datum: WGS 84
Surf. Elev: N/A
Datum: N/A

Fine Data Summary

Total Sample Weight 52.606 grams
Total Fines in Sample 0.311 grams
Total Percent Fines 0.59 %

Dry Sieving Summary

Total Sample Weight 52.114 grams
Total Digested Weight 47.960 grams
Total Carbonate Weight 4.154 grams
Total Silica % 92.03 %
Total Carbonate % 7.97 %
Carbonate/Silica Ratio 0.087

General Comments:

None

Description

Worked By: M. Ladle

Pre-Digestion Grain Size Distribution

Onshore Grab Sample

Sample: PI-36

Total Sample Mass: 52.114 grams

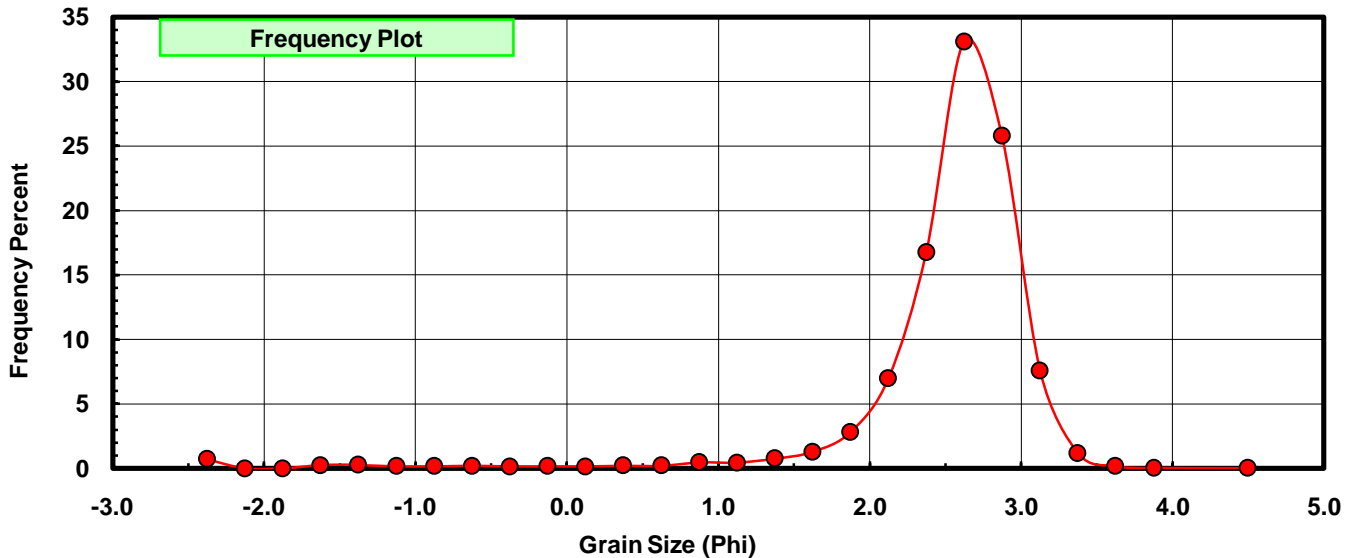
Sieve Size (phi)	Sieve Midpt (phi)	Weight (grams)	Freq Weight %	Cumulative Weight %
-2.25	-2.375	0.374	0.718	0.718
-2.00	-2.125	0.000	0.000	0.718
-1.75	-1.875	0.000	0.000	0.718
-1.50	-1.625	0.128	0.246	0.963
-1.25	-1.375	0.143	0.274	1.238
-1.00	-1.125	0.090	0.173	1.410
-0.75	-0.875	0.080	0.154	1.564
-0.50	-0.625	0.094	0.180	1.744
-0.25	-0.375	0.074	0.142	1.886
0.00	-0.125	0.082	0.157	2.044
0.25	0.125	0.070	0.134	2.178
0.50	0.375	0.106	0.203	2.381
0.75	0.625	0.111	0.213	2.594
1.00	0.875	0.242	0.464	3.059
1.25	1.125	0.233	0.447	3.506
1.50	1.375	0.398	0.764	4.269
1.75	1.625	0.671	1.288	5.557
2.00	1.875	1.466	2.813	8.370
2.25	2.125	3.637	6.979	15.349
2.50	2.375	8.743	16.777	32.126
2.75	2.625	17.251	33.102	65.228
3.00	2.875	13.451	25.811	91.039
3.25	3.125	3.944	7.568	98.607
3.50	3.375	0.613	1.176	99.783
3.75	3.625	0.089	0.171	99.954
4.00	3.875	0.017	0.033	99.987
5.00	4.50	0.007	0.013	100.000

Statistical Results			
Mean:	2.5076	phi	(0.1759 mm)
Standard Dev:	0.7176	phi-units	(0.6081 mm)
Skewness:	-4.1435	dimensionless	
Kurtosis:	24.9230	dimensionless	
5th Moment:	-152.1976	dimensionless	
6th Moment:	961.8962	dimensionless	
RARD *	0.2862	dimensionless	
Median	2.5100	phi	(0.1756 mm)

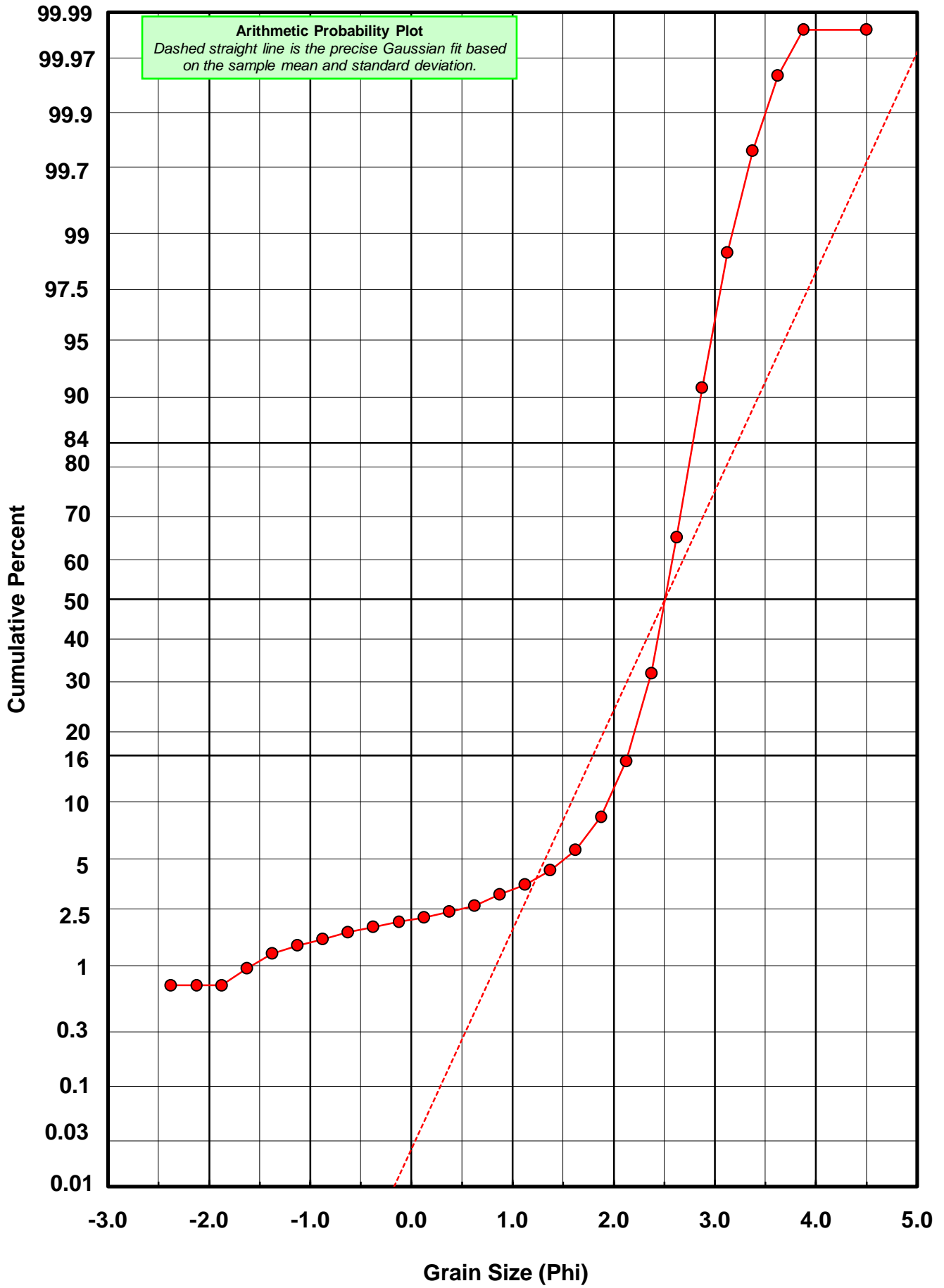
* RARD = reciprocal absolute relative dispersion (see below)

Statistical Explanation	
Calculations based on the Method of Moments	
Skewness: 3rd Stand. Moment; Exact Gaussian = 0.0	
Kurtosis: 4th Stand. Moment; Exact Gaussian = 3.0	
For Further Explanation, See Basille et al. 2002	
Millimeter data calculated by $mm = 2^{-(\phi)}$	

Reciprocal Absolute Relative Dispersion (RARD) Scale	
< 0.5	Excellent homogeneity (e.g., beaches)
0.5 to 1.0	Good homogeneity
1.0 to 1.33	Fair homogeneity
> 1.33	Poor homogeneity (e.g., glacial)



PI-36



Carbonate Grain Size Distribution

Onshore Grab Sample

Sample: PI-36

Total Carbonate Mass: 5.020 grams

% Carbonate: 8.0 %

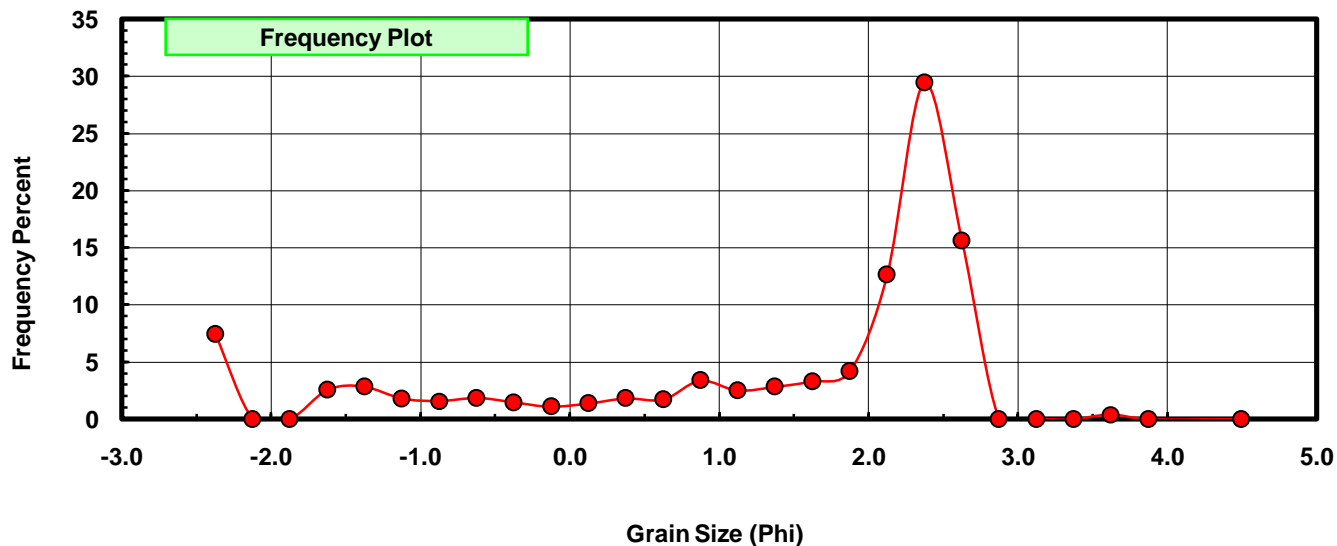
Sieve Size (phi)	Sieve Midpt (phi)	Weight (grams)	Freq Weight %	Cumulative Weight %
-2.25	-2.375	0.374	7.450	7.450
-2.00	-2.125	0.000	0.000	7.450
-1.75	-1.875	0.000	0.000	7.450
-1.50	-1.625	0.128	2.550	10.000
-1.25	-1.375	0.143	2.849	12.849
-1.00	-1.125	0.090	1.793	14.641
-0.75	-0.875	0.080	1.594	16.235
-0.50	-0.625	0.094	1.873	18.108
-0.25	-0.375	0.074	1.474	19.582
0.00	-0.125	0.055	1.096	20.677
0.25	0.125	0.070	1.394	22.072
0.50	0.375	0.092	1.833	23.904
0.75	0.625	0.086	1.713	25.618
1.00	0.875	0.170	3.386	29.004
1.25	1.125	0.126	2.510	31.514
1.50	1.375	0.143	2.849	34.363
1.75	1.625	0.166	3.307	37.669
2.00	1.875	0.212	4.223	41.892
2.25	2.125	0.635	12.649	54.542
2.50	2.375	1.477	29.422	83.964
2.75	2.625	0.784	15.618	99.582
3.00	2.875	0.000	0.000	99.582
3.25	3.125	0.000	0.000	99.582
3.50	3.375	0.000	0.000	99.582
3.75	3.625	0.021	0.418	100.000
4.00	3.875	0.000	0.000	100.000
5.00	4.500	0.000	0.000	100.000

Statistical Results			
Mean:	1.3317	phi	(0.3973 mm)
Standard Dev:	1.5910	phi-units	(0.332 mm)
Skewness:	-1.2317	dimensionless	
Kurtosis:	3.1262	dimensionless	
5th Moment:	-6.2901	dimensionless	
6th Moment:	14.2202	dimensionless	
RARD *	1.1947	dimensionless	
Median	2.0352	phi	(0.244 mm)

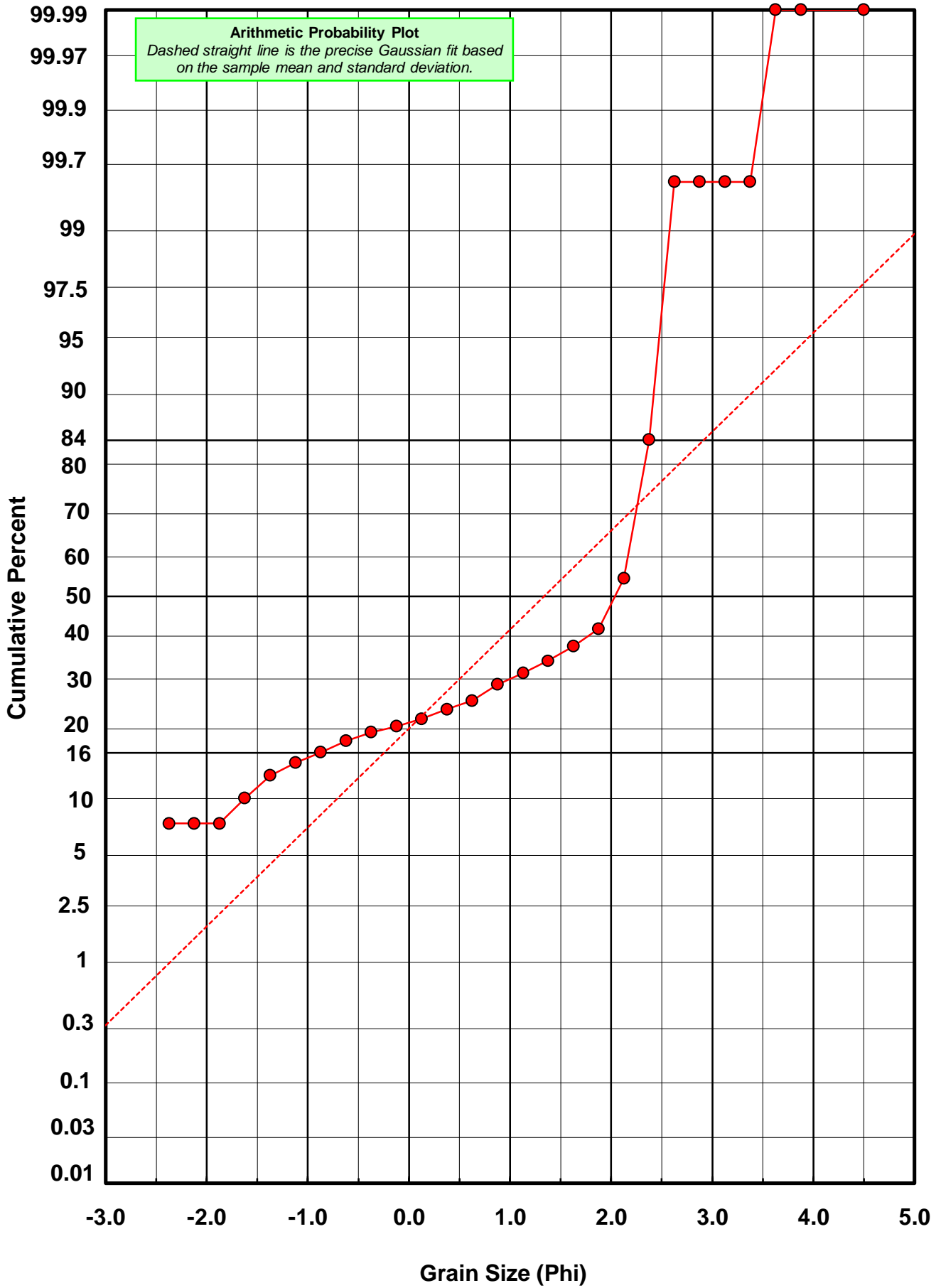
* RARD = reciprocal absolute relative dispersion (see below)

Statistical Explanation	
Calculations based on the Method of Moments	
Skewness: 3rd Stand. Moment; Exact Gaussian = 0.0	
Kurtosis: 4th Stand. Moment; Exact Gaussian = 3.0	
For Further Explanation, See Basille et al. 2002	
Millimeter data calculated by $mm = 2^{-(\phi)}$	

Reciprocal Absolute Relative Dispersion (RARD) Scale	
< 0.5	Excellent homogeneity (e.g., beaches)
0.5 to 1.0	Good homogeneity
1.0 to 1.33	Fair homogeneity
> 1.33	Poor homogeneity (e.g., glacial)



PI-36



Post-Digestion Grain Size Distribution

Onshore Grab Sample

Sample: PI-36

Total Digested Mass: 47.960 grams

% Silica: 92.0 %

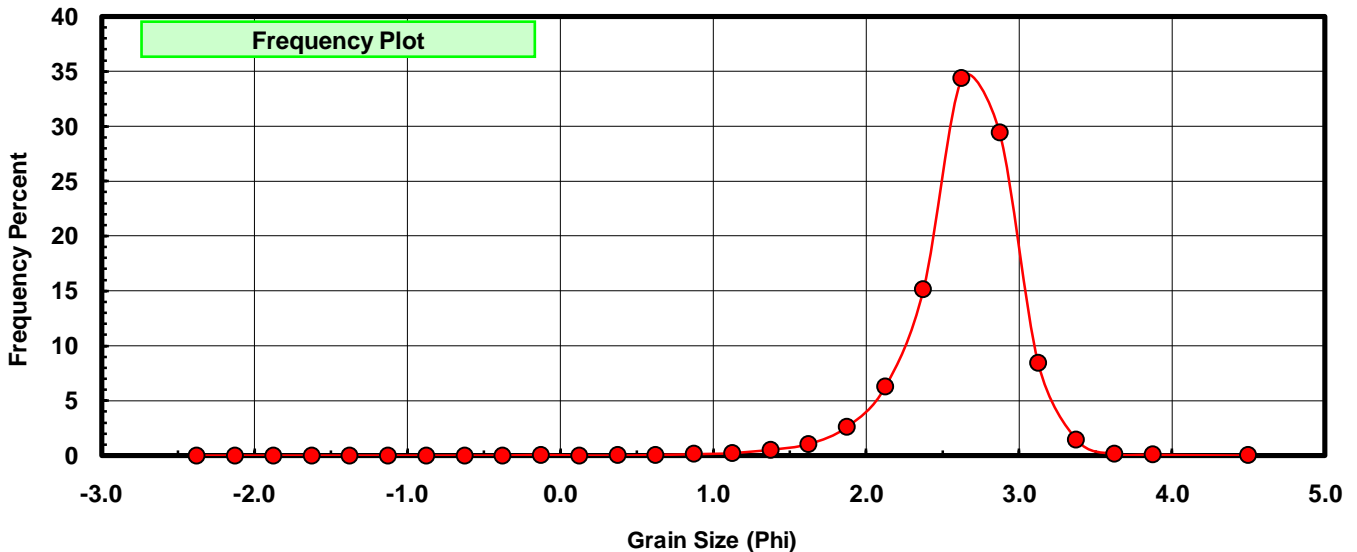
Sieve Size (phi)	Sieve Midpt (phi)	Weight (grams)	Freq Weight %	Cumulative Weight %
-2.25	-2.375	0.000	0.000	0.000
-2.00	-2.125	0.000	0.000	0.000
-1.75	-1.875	0.000	0.000	0.000
-1.50	-1.625	0.000	0.000	0.000
-1.25	-1.375	0.000	0.000	0.000
-1.00	-1.125	0.000	0.000	0.000
-0.75	-0.875	0.000	0.000	0.000
-0.50	-0.625	0.000	0.000	0.000
-0.25	-0.375	0.000	0.000	0.000
0.00	-0.125	0.027	0.056	0.056
0.25	0.125	0.000	0.000	0.056
0.50	0.375	0.014	0.029	0.085
0.75	0.625	0.025	0.052	0.138
1.00	0.875	0.072	0.150	0.288
1.25	1.125	0.107	0.223	0.511
1.50	1.375	0.255	0.532	1.043
1.75	1.625	0.505	1.053	2.095
2.00	1.875	1.254	2.615	4.710
2.25	2.125	3.002	6.259	10.970
2.50	2.375	7.266	15.150	26.120
2.75	2.625	16.467	34.335	60.455
3.00	2.875	14.096	29.391	89.846
3.25	3.125	4.057	8.459	98.305
3.50	3.375	0.698	1.455	99.760
3.75	3.625	0.068	0.142	99.902
4.00	3.875	0.040	0.083	99.985
5.00	4.500	0.007	0.015	100.000

Statistical Results			
Mean:	2.6392	phi	(0.1605 mm)
Standard Dev:	0.3599	phi-units	(0.7792 mm)
Skewness:	-1.2491	dimensionless	
Kurtosis:	7.8561	dimensionless	
5th Moment:	-32.8167	dimensionless	
6th Moment:	211.8465	dimensionless	
RARD *	0.1364	dimensionless	
Median	2.5489	phi	(0.1709 mm)

* RARD = reciprocal absolute relative dispersion (see below)

Statistical Explanation	
Calculations based on the Method of Moments	
Skewness: 3rd Stand. Moment; Exact Gaussian = 0.0	
Kurtosis: 4th Stand. Moment; Exact Gaussian = 3.0	
For Further Explanation, See Basille et al. 2002	
Millimeter data calculated by $mm = 2^{-(\phi)}$	

Reciprocal Absolute Relative Dispersion (RARD) Scale	
< 0.5	Excellent homogeneity (e.g., beaches)
0.5 to 1.0	Good homogeneity
1.0 to 1.33	Fair homogeneity
> 1.33	Poor homogeneity (e.g., glacial)



PI-36

