

Onshore Grab Sample

Sample: PI-31-BB
Sample Taken By: D. Phelps
Sample Collected On: 10/8/09
Splits? N/A

County: Pinellas
Latitude: 27° 47' 35.7"
Longitude: 82° 47' 33.6"
Datum: WGS 84
Surf. Elev: N/A
Datum: N/A

Fine Data Summary

Total Sample Weight 56.582 grams
Total Fines in Sample 0.052 grams
Total Percent Fines 0.09 %

Dry Sieving Summary

Total Sample Weight 56.468 grams
Total Digested Weight 52.828 grams
Total Carbonate Weight 3.640 grams
Total Silica % 93.55 %
Total Carbonate % 6.45 %
Carbonate/Silica Ratio 0.069

General Comments:

None

Description

Worked By: M. Ladle

Pre-Digestion Grain Size Distribution

Onshore Grab Sample

Sample: PI-31-BB

Total Sample Mass: 56.468 grams

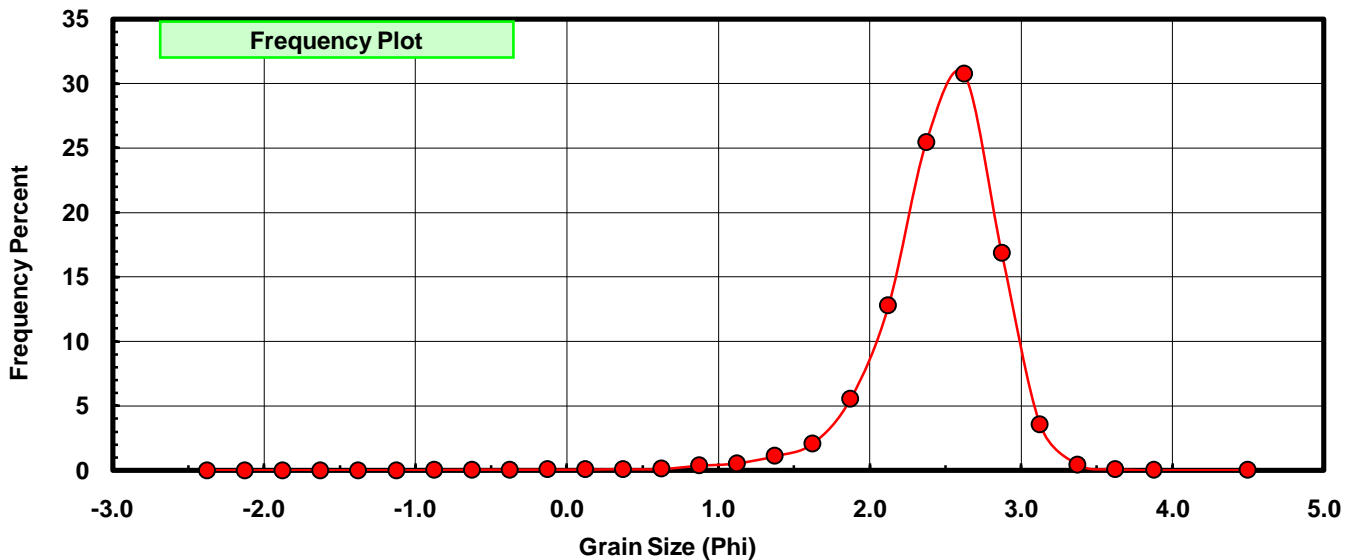
Sieve Size (phi)	Sieve Midpt (phi)	Weight (grams)	Freq Weight %	Cumulative Weight %
-2.25	-2.375	0.000	0.000	0.000
-2.00	-2.125	0.000	0.000	0.000
-1.75	-1.875	0.000	0.000	0.000
-1.50	-1.625	0.000	0.000	0.000
-1.25	-1.375	0.000	0.000	0.000
-1.00	-1.125	0.000	0.000	0.000
-0.75	-0.875	0.013	0.023	0.023
-0.50	-0.625	0.016	0.028	0.051
-0.25	-0.375	0.025	0.044	0.096
0.00	-0.125	0.037	0.066	0.161
0.25	0.125	0.042	0.074	0.236
0.50	0.375	0.051	0.090	0.326
0.75	0.625	0.065	0.115	0.441
1.00	0.875	0.211	0.374	0.815
1.25	1.125	0.302	0.535	1.349
1.50	1.375	0.629	1.114	2.463
1.75	1.625	1.166	2.065	4.528
2.00	1.875	3.137	5.555	10.084
2.25	2.125	7.207	12.763	22.847
2.50	2.375	14.379	25.464	48.311
2.75	2.625	17.358	30.740	79.050
3.00	2.875	9.509	16.840	95.890
3.25	3.125	2.000	3.542	99.432
3.50	3.375	0.250	0.443	99.874
3.75	3.625	0.053	0.094	99.968
4.00	3.875	0.014	0.025	99.993
5.00	4.50	0.004	0.007	100.000

Statistical Results			
Mean:	2.4602	phi	(0.1817 mm)
Standard Dev:	0.4104	phi-units	(0.7524 mm)
Skewness:	-1.5174	dimensionless	
Kurtosis:	9.2456	dimensionless	
5th Moment:	-45.1380	dimensionless	
6th Moment:	289.4161	dimensionless	
RARD *	0.1668	dimensionless	
Median	2.3887	phi	(0.1909 mm)

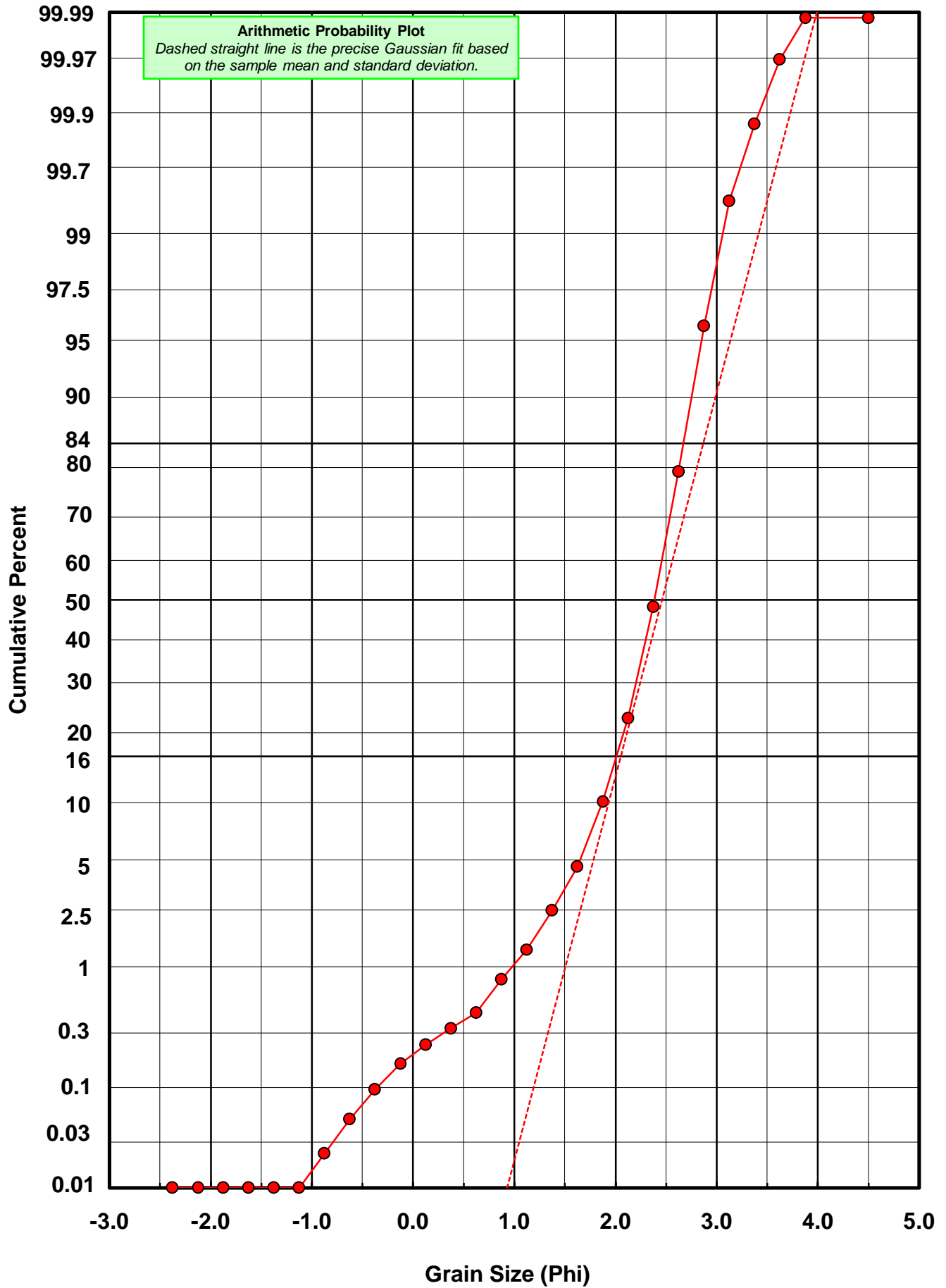
* RARD = reciprocal absolute relative dispersion (see below)

Statistical Explanation	
Calculations based on the Method of Moments	
Skewness: 3rd Stand. Moment; Exact Gaussian = 0.0	
Kurtosis: 4th Stand. Moment; Exact Gaussian = 3.0	
For Further Explanation, See Basille et al. 2002	
Millimeter data calculated by $mm = 2^{(-\phi)}$	

Reciprocal Absolute Relative Dispersion (RARD) Scale	
< 0.5	Excellent homogeneity (e.g., beaches)
0.5 to 1.0	Good homogeneity
1.0 to 1.33	Fair homogeneity
> 1.33	Poor homogeneity (e.g., glacial)



PI-31-BB



Carbonate Grain Size Distribution

Onshore Grab Sample

Sample: PI-31-BB

Total Carbonate Mass: 3.642 grams

% Carbonate: 6.4 %

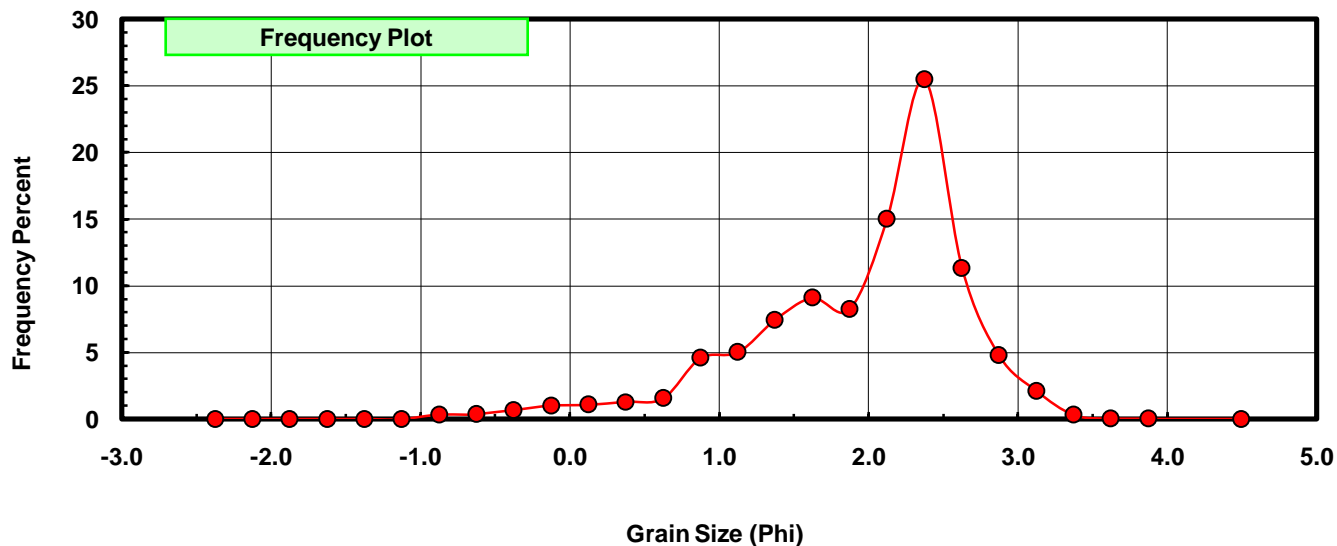
Sieve Size (phi)	Sieve Midpt (phi)	Weight (grams)	Freq Weight %	Cumulative Weight %
-2.25	-2.375	0.000	0.000	0.000
-2.00	-2.125	0.000	0.000	0.000
-1.75	-1.875	0.000	0.000	0.000
-1.50	-1.625	0.000	0.000	0.000
-1.25	-1.375	0.000	0.000	0.000
-1.00	-1.125	0.000	0.000	0.000
-0.75	-0.875	0.013	0.357	0.357
-0.50	-0.625	0.014	0.384	0.741
-0.25	-0.375	0.025	0.686	1.428
0.00	-0.125	0.037	1.016	2.444
0.25	0.125	0.040	1.098	3.542
0.50	0.375	0.048	1.318	4.860
0.75	0.625	0.057	1.565	6.425
1.00	0.875	0.167	4.585	11.010
1.25	1.125	0.183	5.025	16.035
1.50	1.375	0.271	7.441	23.476
1.75	1.625	0.332	9.116	32.592
2.00	1.875	0.301	8.265	40.857
2.25	2.125	0.547	15.019	55.876
2.50	2.375	0.928	25.481	81.356
2.75	2.625	0.413	11.340	92.696
3.00	2.875	0.174	4.778	97.474
3.25	3.125	0.077	2.114	99.588
3.50	3.375	0.012	0.329	99.918
3.75	3.625	0.002	0.055	99.973
4.00	3.875	0.001	0.027	100.000
5.00	4.500	0.000	0.000	100.000

Statistical Results			
Mean:	1.9484	phi	(0.2591 mm)
Standard Dev:	0.7315	phi-units	(0.6023 mm)
Skewness:	-1.1147	dimensionless	
Kurtosis:	4.3879	dimensionless	
5th Moment:	-10.9609	dimensionless	
6th Moment:	37.4729	dimensionless	
RARD *	0.3754	dimensionless	
Median	2.0272	phi	(0.2453 mm)

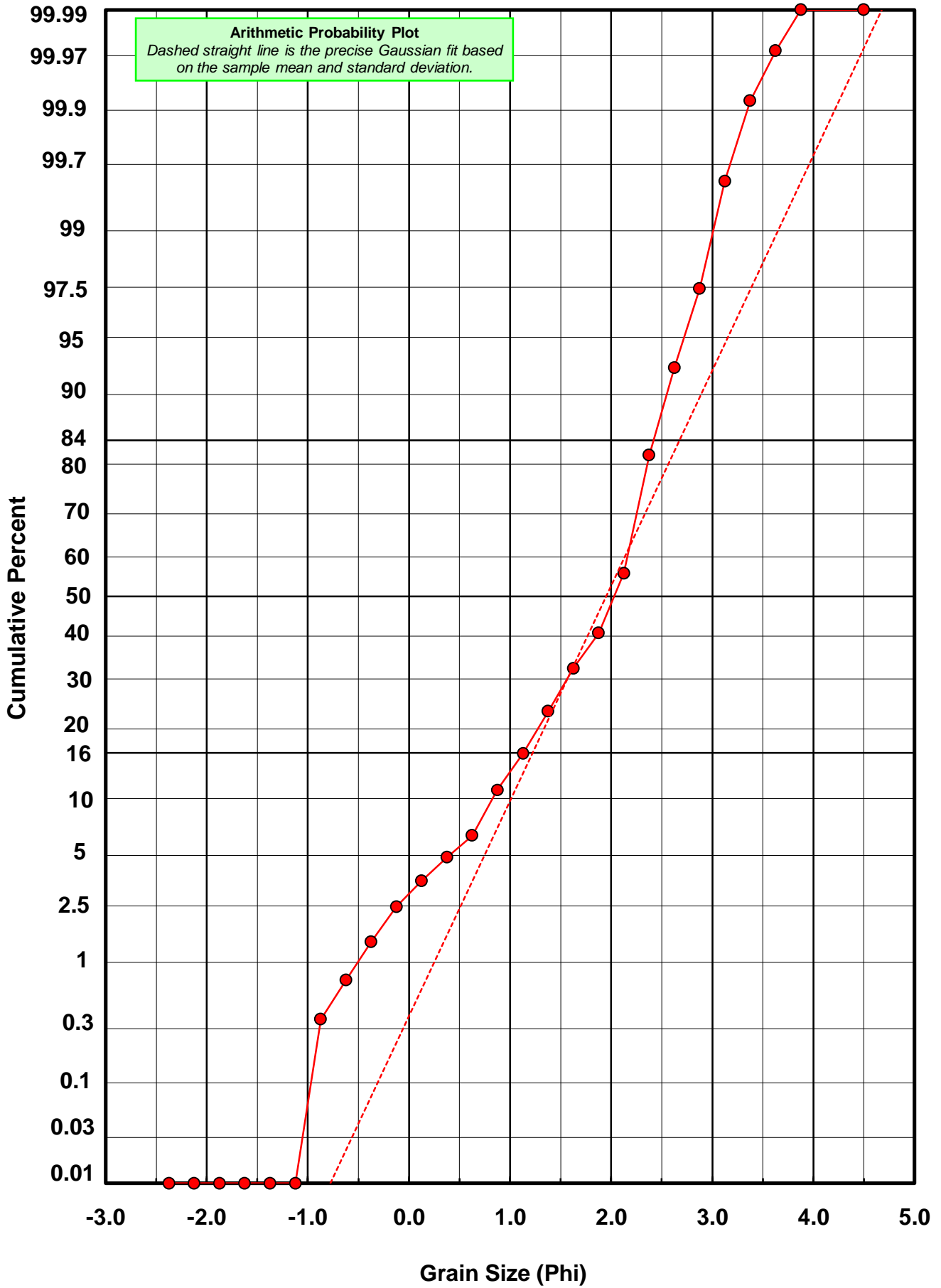
* RARD = reciprocal absolute relative dispersion (see below)

Statistical Explanation	
Calculations based on the Method of Moments	
Skewness: 3rd Stand. Moment; Exact Gaussian = 0.0	
Kurtosis: 4th Stand. Moment; Exact Gaussian = 3.0	
For Further Explanation, See Basille et al. 2002	
Millimeter data calculated by $mm = 2^{-(\phi)}$	

Reciprocal Absolute Relative Dispersion (RARD) Scale	
< 0.5	Excellent homogeneity (e.g., beaches)
0.5 to 1.0	Good homogeneity
1.0 to 1.33	Fair homogeneity
> 1.33	Poor homogeneity (e.g., glacial)



PI-31-BB



Post-Digestion Grain Size Distribution

Onshore Grab Sample

Sample: PI-31-BB

Total Digested Mass: 52.828 grams

% Silica: 93.6 %

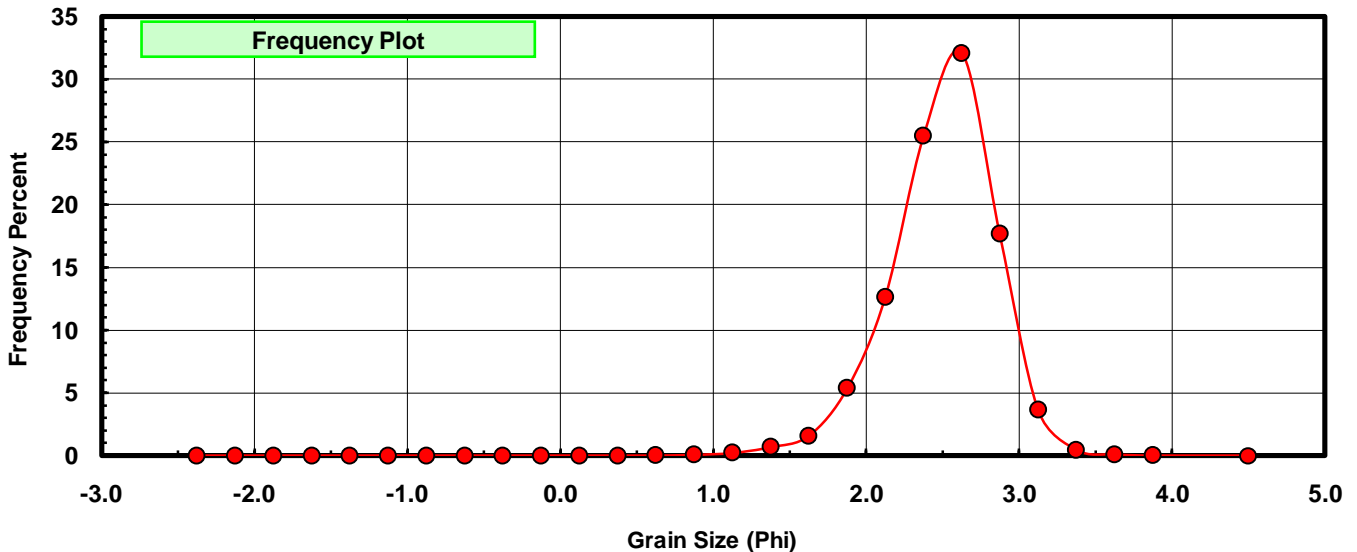
Sieve Size (phi)	Sieve Midpt (phi)	Weight (grams)	Freq Weight %	Cumulative Weight %
-2.25	-2.375	0.000	0.000	0.000
-2.00	-2.125	0.000	0.000	0.000
-1.75	-1.875	0.000	0.000	0.000
-1.50	-1.625	0.000	0.000	0.000
-1.25	-1.375	0.000	0.000	0.000
-1.00	-1.125	0.000	0.000	0.000
-0.75	-0.875	0.000	0.000	0.000
-0.50	-0.625	0.002	0.004	0.004
-0.25	-0.375	0.000	0.000	0.004
0.00	-0.125	0.000	0.000	0.004
0.25	0.125	0.002	0.004	0.008
0.50	0.375	0.003	0.006	0.013
0.75	0.625	0.008	0.015	0.028
1.00	0.875	0.044	0.083	0.112
1.25	1.125	0.119	0.225	0.337
1.50	1.375	0.358	0.678	1.015
1.75	1.625	0.834	1.579	2.593
2.00	1.875	2.836	5.368	7.962
2.25	2.125	6.660	12.607	20.569
2.50	2.375	13.451	25.462	46.031
2.75	2.625	16.945	32.076	78.106
3.00	2.875	9.335	17.671	95.777
3.25	3.125	1.923	3.640	99.417
3.50	3.375	0.238	0.451	99.867
3.75	3.625	0.051	0.097	99.964
4.00	3.875	0.013	0.025	99.989
5.00	4.500	0.006	0.011	100.000

Statistical Results			
Mean:	2.4955	phi	(0.1773 mm)
Standard Dev:	0.3509	phi-units	(0.7841 mm)
Skewness:	-0.6303	dimensionless	
Kurtosis:	4.5754	dimensionless	
5th Moment:	-9.9175	dimensionless	
6th Moment:	67.1029	dimensionless	
RARD *	0.1406	dimensionless	
Median	2.4059	phi	(0.1887 mm)

* RARD = reciprocal absolute relative dispersion (see below)

Statistical Explanation	
Calculations based on the Method of Moments	
Skewness: 3rd Stand. Moment; Exact Gaussian = 0.0	
Kurtosis: 4th Stand. Moment; Exact Gaussian = 3.0	
For Further Explanation, See Basille et al. 2002	
Millimeter data calculated by $mm = 2^{-(\phi)}$	

Reciprocal Absolute Relative Dispersion (RARD) Scale	
< 0.5	Excellent homogeneity (e.g., beaches)
0.5 to 1.0	Good homogeneity
1.0 to 1.33	Fair homogeneity
> 1.33	Poor homogeneity (e.g., glacial)



PI-31-BB

