

**Onshore Grab Sample**

**Sample:** PI-27-BB  
**Sample Taken By:** D. Phelps  
**Sample Collected On:** 10/8/09  
**Splits?** N/A

**County:** Pinellas  
**Latitude:** 27° 50' 2.1"  
**Longitude:** 82° 50' 9.0"  
**Datum:** WGS 84  
**Surf. Elev:** N/A  
**Datum:** N/A

**Fine Data Summary**

Total Sample Weight 48.864 grams  
Total Fines in Sample 0.392 grams  
Total Percent Fines 0.80 %

**Dry Sieving Summary**

Total Sample Weight 48.513 grams  
Total Digested Weight 35.389 grams  
Total Carbonate Weight 13.124 grams  
Total Silica % 72.95 %  
Total Carbonate % 27.05 %  
Carbonate/Silica Ratio 0.371

**General Comments:**

None

**Description**

Worked By: M. Ladle

# Pre-Digestion Grain Size Distribution

Onshore Grab Sample

Sample: PI-27-BB

Total Sample Mass: 48.513 grams

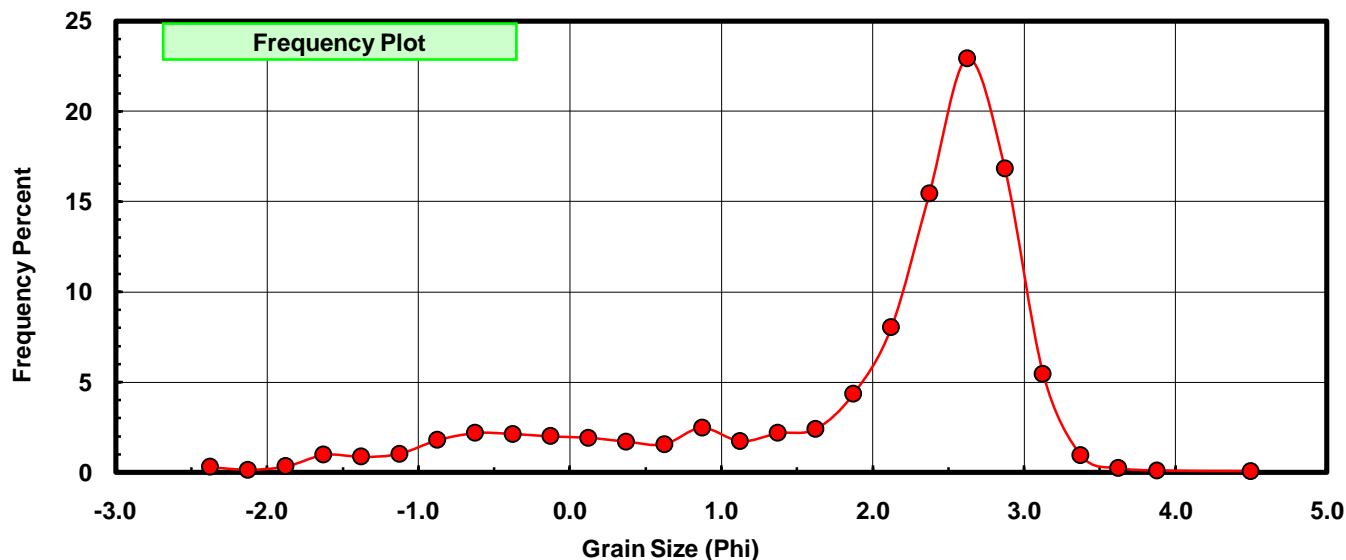
Sieve Size (phi)	Sieve Midpt (phi)	Weight (grams)	Freq Weight %	Cumulative Weight %
-2.25	-2.375	0.147	0.303	0.303
-2.00	-2.125	0.064	0.132	0.435
-1.75	-1.875	0.162	0.334	0.769
-1.50	-1.625	0.469	0.967	1.736
-1.25	-1.375	0.421	0.868	2.603
-1.00	-1.125	0.498	1.027	3.630
-0.75	-0.875	0.867	1.787	5.417
-0.50	-0.625	1.057	2.179	7.596
-0.25	-0.375	1.026	2.115	9.711
0.00	-0.125	0.969	1.997	11.708
0.25	0.125	0.926	1.909	13.617
0.50	0.375	0.819	1.688	15.305
0.75	0.625	0.755	1.556	16.861
1.00	0.875	1.197	2.467	19.329
1.25	1.125	0.837	1.725	21.054
1.50	1.375	1.053	2.171	23.225
1.75	1.625	1.165	2.401	25.626
2.00	1.875	2.116	4.362	29.988
2.25	2.125	3.903	8.045	38.033
2.50	2.375	7.484	15.427	53.460
2.75	2.625	11.113	22.907	76.367
3.00	2.875	8.164	16.828	93.196
3.25	3.125	2.649	5.460	98.656
3.50	3.375	0.461	0.950	99.606
3.75	3.625	0.113	0.233	99.839
4.00	3.875	0.046	0.095	99.934
5.00	4.50	0.032	0.066	100.000

Statistical Results			
Mean:	1.9552	phi	(0.2579 mm)
Standard Dev:	1.2384	phi-units	(0.4238 mm)
Skewness:	-1.4655	dimensionless	
Kurtosis:	4.1772	dimensionless	
5th Moment:	-10.2131	dimensionless	
6th Moment:	28.2804	dimensionless	
RARD *	0.6334	dimensionless	
Median	2.3189	phi	(0.2004 mm)

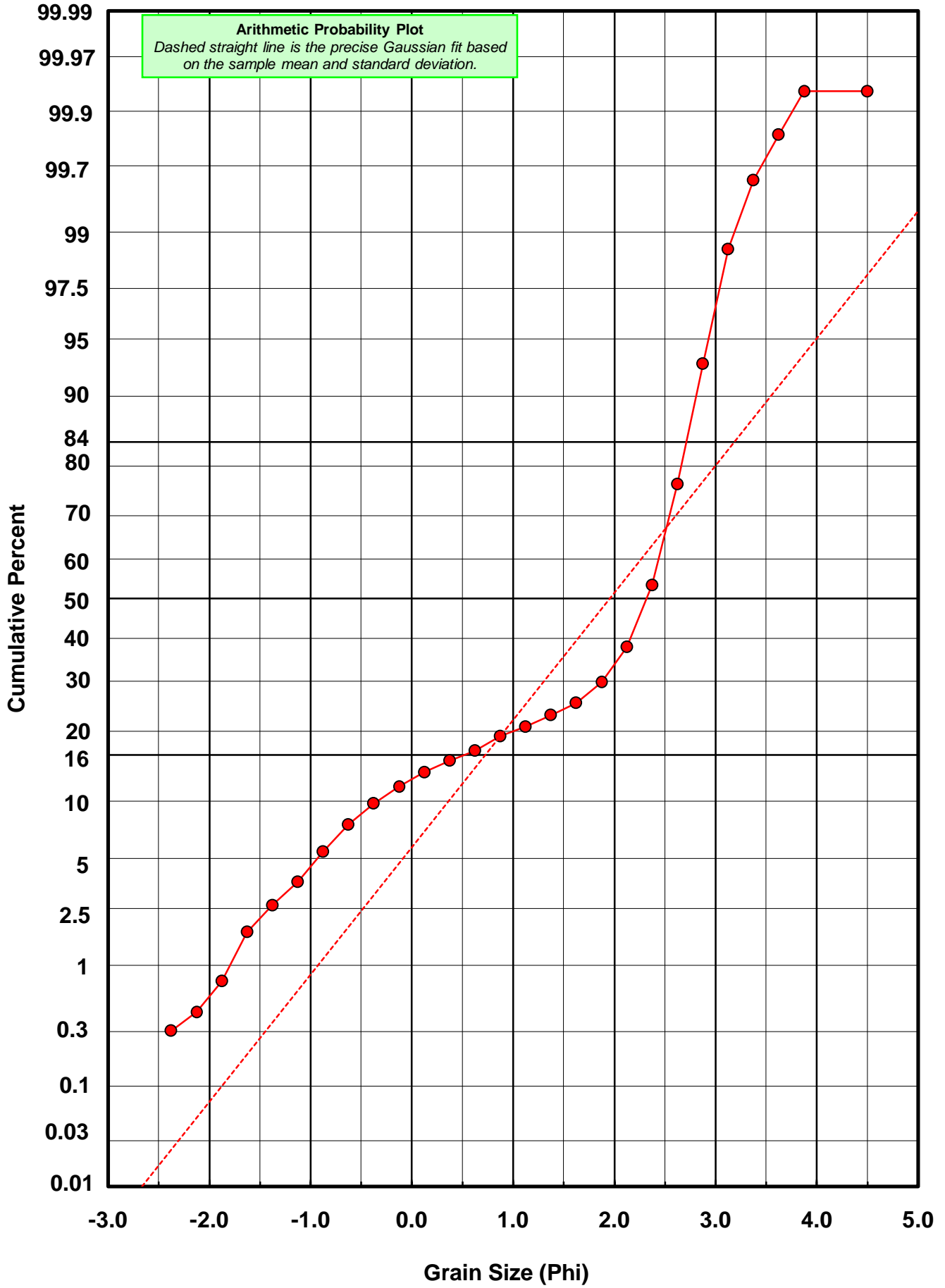
\* RARD = reciprocal absolute relative dispersion (see below)

Statistical Explanation	
Calculations based on the Method of Moments	
Skewness: 3rd Stand. Moment; Exact Gaussian = 0.0	
Kurtosis: 4th Stand. Moment; Exact Gaussian = 3.0	
For Further Explanation, See Basille et al. 2002	
Millimeter data calculated by $mm = 2^{-(\phi)}$	

Reciprocal Absolute Relative Dispersion (RARD) Scale	
< 0.5	Excellent homogeneity (e.g., beaches)
0.5 to 1.0	Good homogeneity
1.0 to 1.33	Fair homogeneity
> 1.33	Poor homogeneity (e.g., glacial)



# PI-27-BB



# Carbonate Grain Size Distribution

Onshore Grab Sample

Sample: PI-27-BB

Total Carbonate Mass: 13.218 grams

% Carbonate: 27.1 %

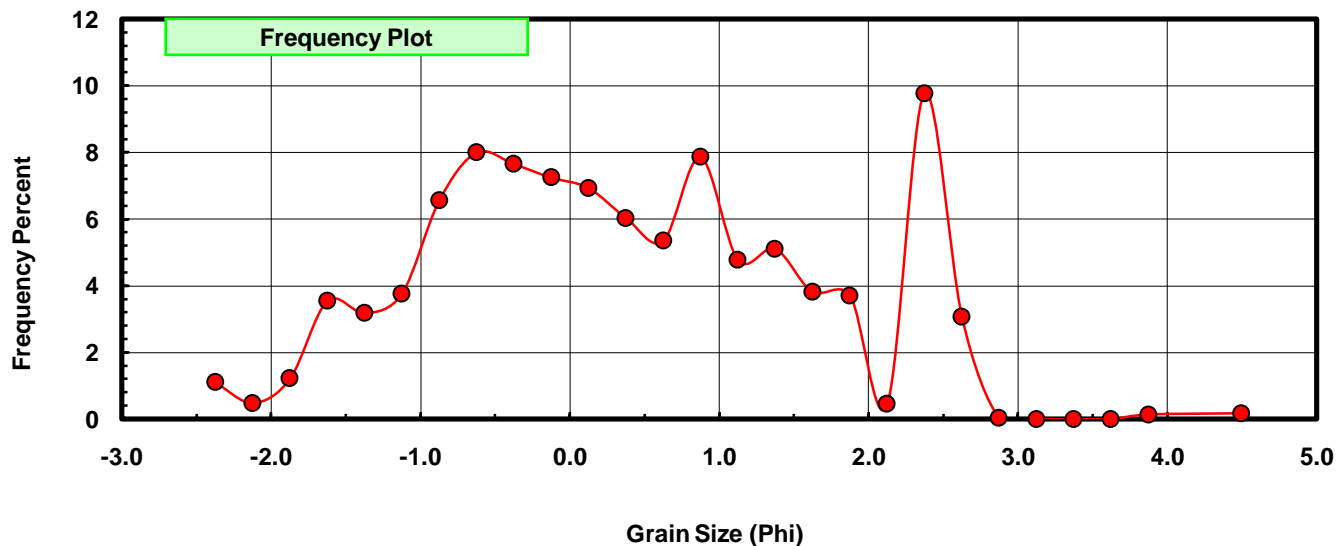
Sieve Size (phi)	Sieve Midpt (phi)	Weight (grams)	Freq Weight %	Cumulative Weight %
-2.25	-2.375	0.147	1.112	1.112
-2.00	-2.125	0.064	0.484	1.596
-1.75	-1.875	0.162	1.226	2.822
-1.50	-1.625	0.469	3.548	6.370
-1.25	-1.375	0.421	3.185	9.555
-1.00	-1.125	0.498	3.768	13.323
-0.75	-0.875	0.867	6.559	19.882
-0.50	-0.625	1.057	7.997	27.879
-0.25	-0.375	1.012	7.656	35.535
0.00	-0.125	0.958	7.248	42.783
0.25	0.125	0.916	6.930	49.713
0.50	0.375	0.797	6.030	55.742
0.75	0.625	0.707	5.349	61.091
1.00	0.875	1.040	7.868	68.959
1.25	1.125	0.631	4.774	73.733
1.50	1.375	0.675	5.107	78.839
1.75	1.625	0.504	3.813	82.652
2.00	1.875	0.490	3.707	86.360
2.25	2.125	0.060	0.454	86.813
2.50	2.375	1.292	9.775	96.588
2.75	2.625	0.405	3.064	99.652
3.00	2.875	0.004	0.030	99.682
3.25	3.125	0.000	0.000	99.682
3.50	3.375	0.000	0.000	99.682
3.75	3.625	0.001	0.008	99.690
4.00	3.875	0.018	0.136	99.826
5.00	4.500	0.023	0.174	100.000

Statistical Results			
Mean:	0.3767	phi	(0.7702 mm)
Standard Dev:	1.3163	phi-units	(0.4016 mm)
Skewness:	0.1601	dimensionless	
Kurtosis:	2.1391	dimensionless	
5th Moment:	0.8369	dimensionless	
6th Moment:	7.0178	dimensionless	
RARD *	3.4938	dimensionless	
Median	0.1369	phi	(0.9095 mm)

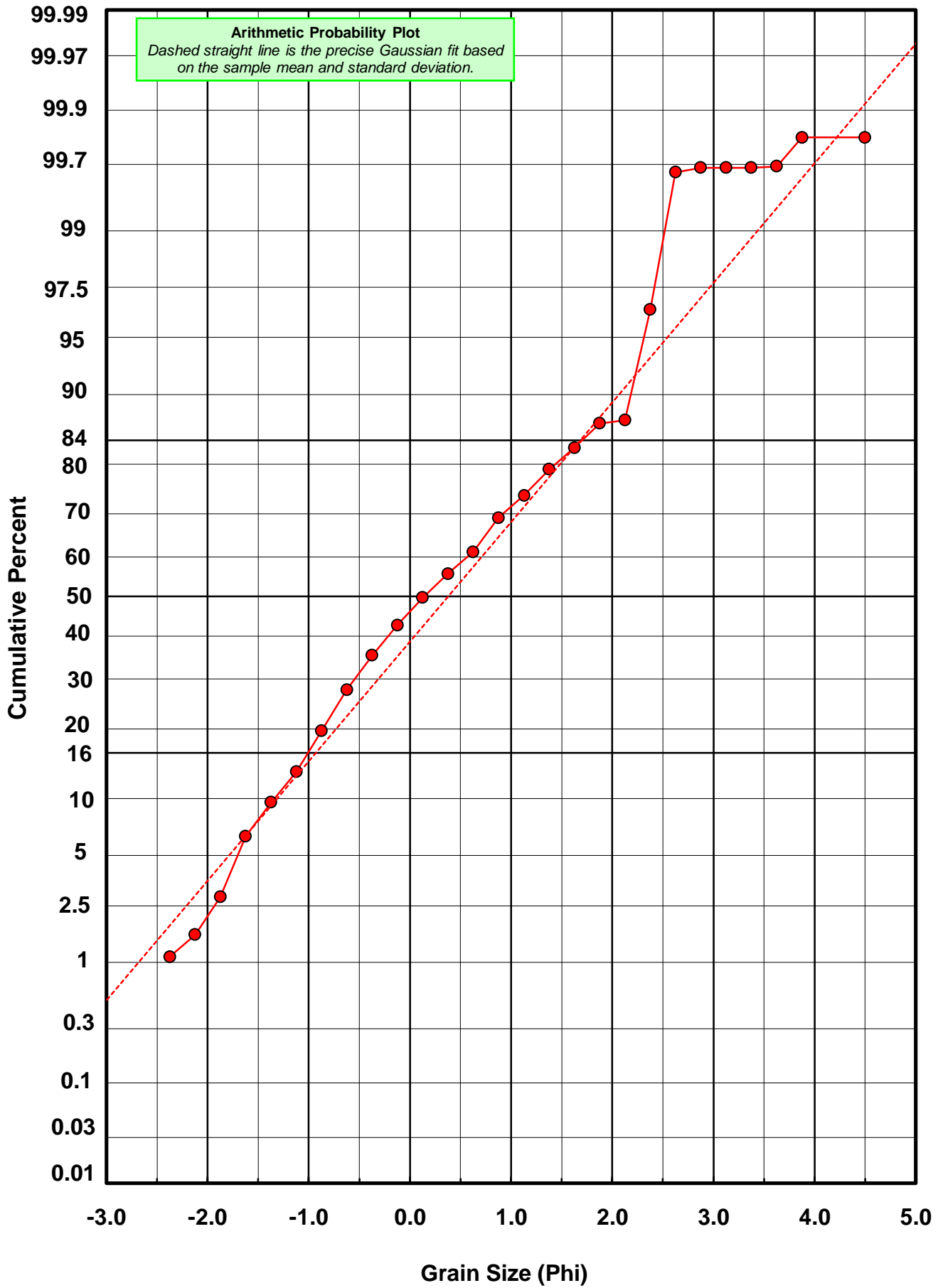
\* RARD = reciprocal absolute relative dispersion (see below)

Statistical Explanation	
Calculations based on the Method of Moments	
Skewness: 3rd Stand. Moment; Exact Gaussian = 0.0	
Kurtosis: 4th Stand. Moment; Exact Gaussian = 3.0	
For Further Explanation, See Basille et al. 2002	
Millimeter data calculated by $mm = 2^{-(\phi)}$	

Reciprocal Absolute Relative Dispersion (RARD) Scale	
< 0.5	Excellent homogeneity (e.g., beaches)
0.5 to 1.0	Good homogeneity
1.0 to 1.33	Fair homogeneity
> 1.33	Poor homogeneity (e.g., glacial)



# PI-27-BB



# Post-Digestion Grain Size Distribution

Onshore Grab Sample

Sample: PI-27-BB

Total Digested Mass: 35.389 grams

% Silica: 72.9 %

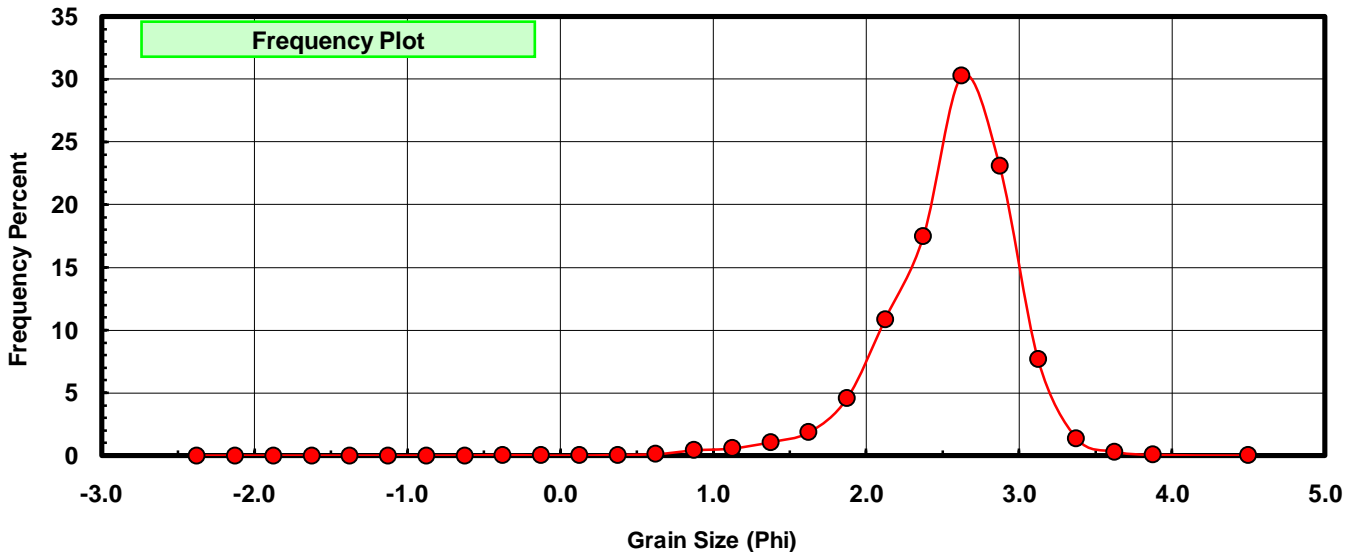
Sieve Size (phi)	Sieve Midpt (phi)	Weight (grams)	Freq Weight %	Cumulative Weight %
-2.25	-2.375	0.000	0.000	0.000
-2.00	-2.125	0.000	0.000	0.000
-1.75	-1.875	0.000	0.000	0.000
-1.50	-1.625	0.000	0.000	0.000
-1.25	-1.375	0.000	0.000	0.000
-1.00	-1.125	0.000	0.000	0.000
-0.75	-0.875	0.000	0.000	0.000
-0.50	-0.625	0.000	0.000	0.000
-0.25	-0.375	0.014	0.040	0.040
0.00	-0.125	0.011	0.031	0.071
0.25	0.125	0.010	0.028	0.099
0.50	0.375	0.022	0.062	0.161
0.75	0.625	0.048	0.136	0.297
1.00	0.875	0.157	0.444	0.740
1.25	1.125	0.206	0.582	1.322
1.50	1.375	0.378	1.068	2.391
1.75	1.625	0.661	1.868	4.258
2.00	1.875	1.626	4.595	8.853
2.25	2.125	3.843	10.859	19.712
2.50	2.375	6.192	17.497	37.209
2.75	2.625	10.708	30.258	67.467
3.00	2.875	8.160	23.058	90.525
3.25	3.125	2.714	7.669	98.194
3.50	3.375	0.490	1.385	99.579
3.75	3.625	0.112	0.316	99.895
4.00	3.875	0.028	0.079	99.975
5.00	4.500	0.009	0.025	100.000

Statistical Results			
Mean:	2.5481	phi	(0.171 mm)
Standard Dev:	0.4339	phi-units	(0.7402 mm)
Skewness:	-1.1343	dimensionless	
Kurtosis:	6.3970	dimensionless	
5th Moment:	-21.8257	dimensionless	
6th Moment:	119.0242	dimensionless	
RARD *	0.1703	dimensionless	
Median	2.4807	phi	(0.1792 mm)

\* RARD = reciprocal absolute relative dispersion (see below)

Statistical Explanation	
Calculations based on the Method of Moments	
Skewness: 3rd Stand. Moment; Exact Gaussian = 0.0	
Kurtosis: 4th Stand. Moment; Exact Gaussian = 3.0	
For Further Explanation, See Basille et al. 2002	
Millimeter data calculated by $mm = 2^{-(\phi)}$	

Reciprocal Absolute Relative Dispersion (RARD) Scale	
< 0.5	Excellent homogeneity (e.g., beaches)
0.5 to 1.0	Good homogeneity
1.0 to 1.33	Fair homogeneity
> 1.33	Poor homogeneity (e.g., glacial)



# PI-27-BB

