

Onshore Grab Sample

Sample: PI-25-BB
Sample Taken By: D. Phelps
Sample Collected On: 10/8/09
Splits? N/A

County: Pinellas
Latitude: 27° 51' 35.2"
Longitude: 82° 50' 54.8"
Datum: WGS 84
Surf. Elev: N/A
Datum: N/A

Fine Data Summary

Total Sample Weight	48.476 grams
Total Fines in Sample	0.106 grams
Total Percent Fines	0.22 %

Dry Sieving Summary

Total Sample Weight	48.479 grams
Total Digested Weight	31.206 grams
Total Carbonate Weight	17.273 grams
Total Silica %	64.37 %
Total Carbonate %	35.63 %
Carbonate/Silica Ratio	0.554

General Comments:

None

Description

Worked By: M. Ladle

Pre-Digestion Grain Size Distribution

Onshore Grab Sample

Sample: PI-25-BB

Total Sample Mass: 48.479 grams

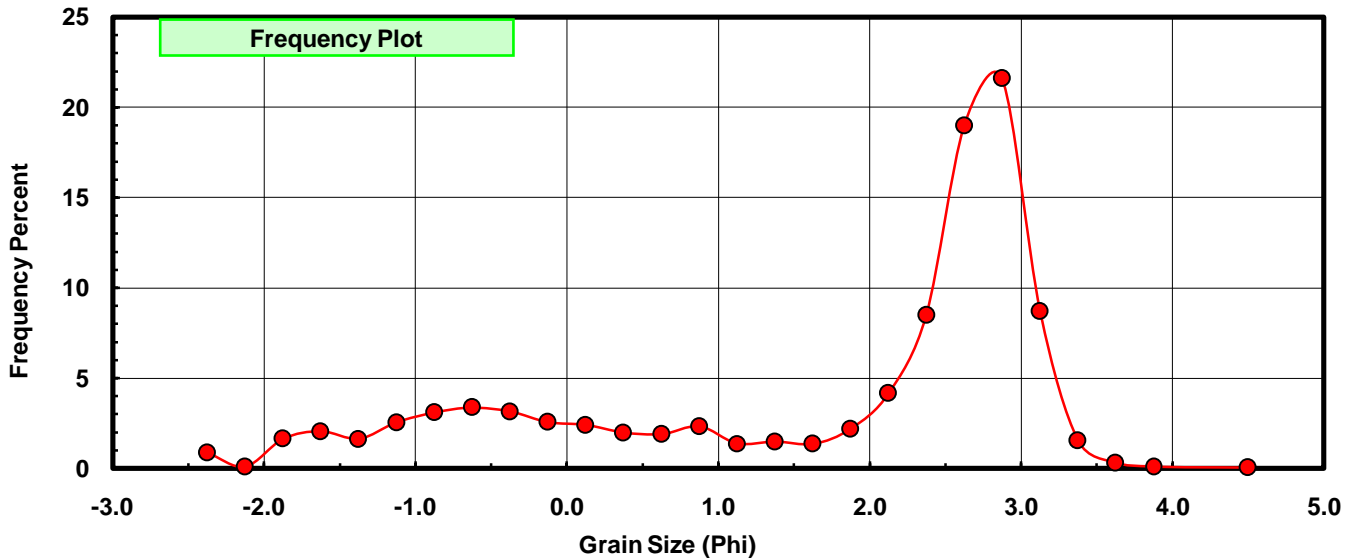
Sieve Size (phi)	Sieve Midpt (phi)	Weight (grams)	Freq Weight %	Cumulative Weight %
-2.25	-2.375	0.426	0.879	0.879
-2.00	-2.125	0.045	0.093	0.972
-1.75	-1.875	0.793	1.636	2.607
-1.50	-1.625	0.993	2.048	4.656
-1.25	-1.375	0.790	1.630	6.285
-1.00	-1.125	1.234	2.545	8.831
-0.75	-0.875	1.503	3.100	11.931
-0.50	-0.625	1.636	3.375	15.306
-0.25	-0.375	1.526	3.148	18.453
0.00	-0.125	1.243	2.564	21.017
0.25	0.125	1.168	2.409	23.427
0.50	0.375	0.957	1.974	25.401
0.75	0.625	0.915	1.887	27.288
1.00	0.875	1.127	2.325	29.613
1.25	1.125	0.671	1.384	30.997
1.50	1.375	0.717	1.479	32.476
1.75	1.625	0.661	1.363	33.839
2.00	1.875	1.066	2.199	36.038
2.25	2.125	2.019	4.165	40.203
2.50	2.375	4.123	8.505	48.708
2.75	2.625	9.201	18.979	67.687
3.00	2.875	10.481	21.620	89.307
3.25	3.125	4.214	8.692	97.999
3.50	3.375	0.752	1.551	99.550
3.75	3.625	0.149	0.307	99.858
4.00	3.875	0.044	0.091	99.948
5.00	4.50	0.025	0.052	100.000

Statistical Results			
Mean:	1.6920	phi	(0.3095 mm)
Standard Dev:	1.5807	phi-units	(0.3343 mm)
Skewness:	-0.9847	dimensionless	
Kurtosis:	2.5126	dimensionless	
5th Moment:	-4.4790	dimensionless	
6th Moment:	9.8333	dimensionless	
RARD *	0.9342	dimensionless	
Median	2.3920	phi	(0.1905 mm)

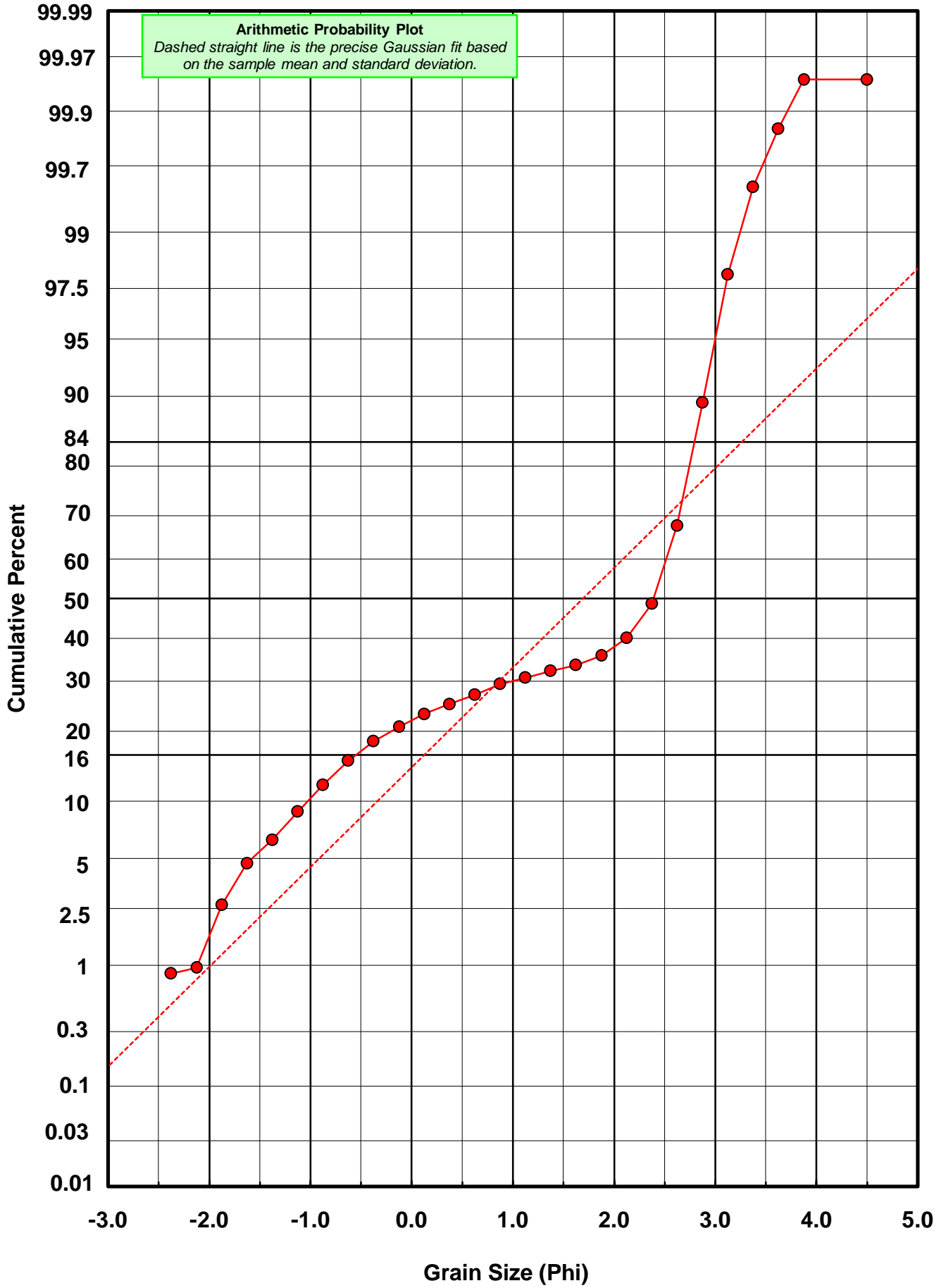
* RARD = reciprocal absolute relative dispersion (see below)

Statistical Explanation	
Calculations based on the Method of Moments	
Skewness: 3rd Stand. Moment; Exact Gaussian = 0.0	
Kurtosis: 4th Stand. Moment; Exact Gaussian = 3.0	
For Further Explanation, See Basille et al. 2002	
Millimeter data calculated by $mm = 2^{-(\phi)}$	

Reciprocal Absolute Relative Dispersion (RARD) Scale	
< 0.5	Excellent homogeneity (e.g., beaches)
0.5 to 1.0	Good homogeneity
1.0 to 1.33	Fair homogeneity
> 1.33	Poor homogeneity (e.g., glacial)



PI-25-BB



Carbonate Grain Size Distribution

Onshore Grab Sample

Sample: PI-25-BB

Total Carbonate Mass: 17.291 grams

% Carbonate: 35.6 %

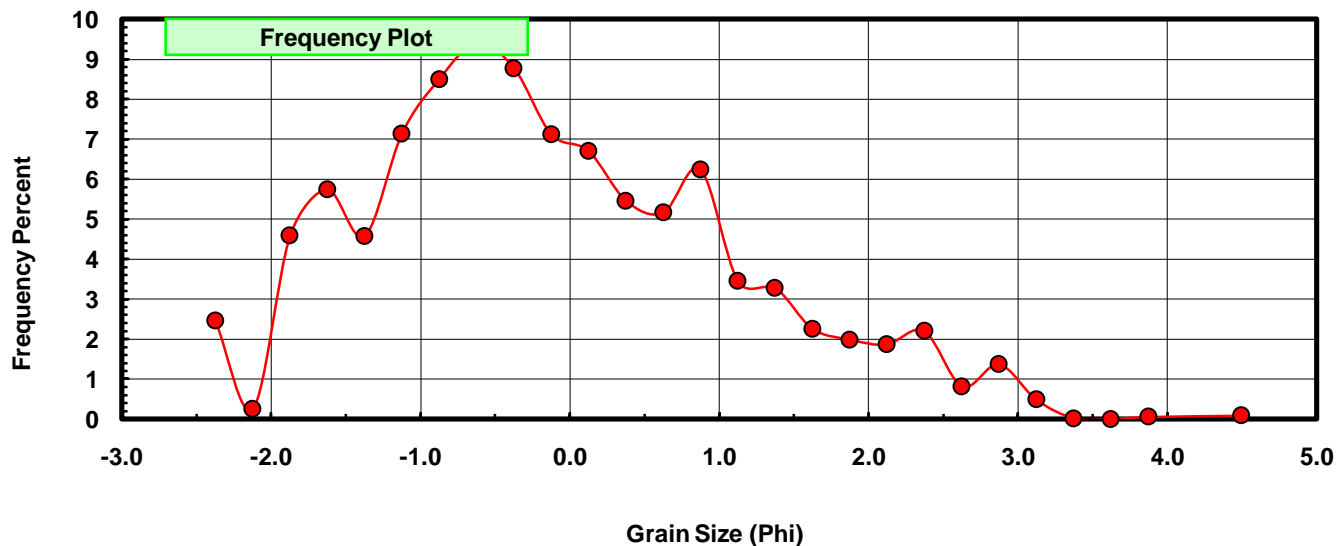
Sieve Size (phi)	Sieve Midpt (phi)	Weight (grams)	Freq Weight %	Cumulative Weight %
-2.25	-2.375	0.426	2.464	2.464
-2.00	-2.125	0.045	0.260	2.724
-1.75	-1.875	0.793	4.586	7.310
-1.50	-1.625	0.993	5.743	13.053
-1.25	-1.375	0.790	4.569	17.622
-1.00	-1.125	1.234	7.137	24.759
-0.75	-0.875	1.469	8.496	33.254
-0.50	-0.625	1.624	9.392	42.646
-0.25	-0.375	1.516	8.768	51.414
0.00	-0.125	1.231	7.119	58.533
0.25	0.125	1.159	6.703	65.236
0.50	0.375	0.944	5.459	70.696
0.75	0.625	0.893	5.165	75.860
1.00	0.875	1.079	6.240	82.101
1.25	1.125	0.596	3.447	85.547
1.50	1.375	0.567	3.279	88.827
1.75	1.625	0.391	2.261	91.088
2.00	1.875	0.343	1.984	93.072
2.25	2.125	0.324	1.874	94.945
2.50	2.375	0.381	2.203	97.149
2.75	2.625	0.141	0.815	97.964
3.00	2.875	0.237	1.371	99.335
3.25	3.125	0.085	0.492	99.826
3.50	3.375	0.004	0.023	99.850
3.75	3.625	0.000	0.000	99.850
4.00	3.875	0.010	0.058	99.907
5.00	4.500	0.016	0.093	100.000

Statistical Results			
Mean:	-0.1122	phi	(1.0809 mm)
Standard Dev:	1.2664	phi-units	(0.4157 mm)
Skewness:	0.4944	dimensionless	
Kurtosis:	2.6797	dimensionless	
5th Moment:	3.3864	dimensionless	
6th Moment:	11.9000	dimensionless	
RARD *	11.2839	dimensionless	
Median	-0.4153	phi	(1.3336 mm)

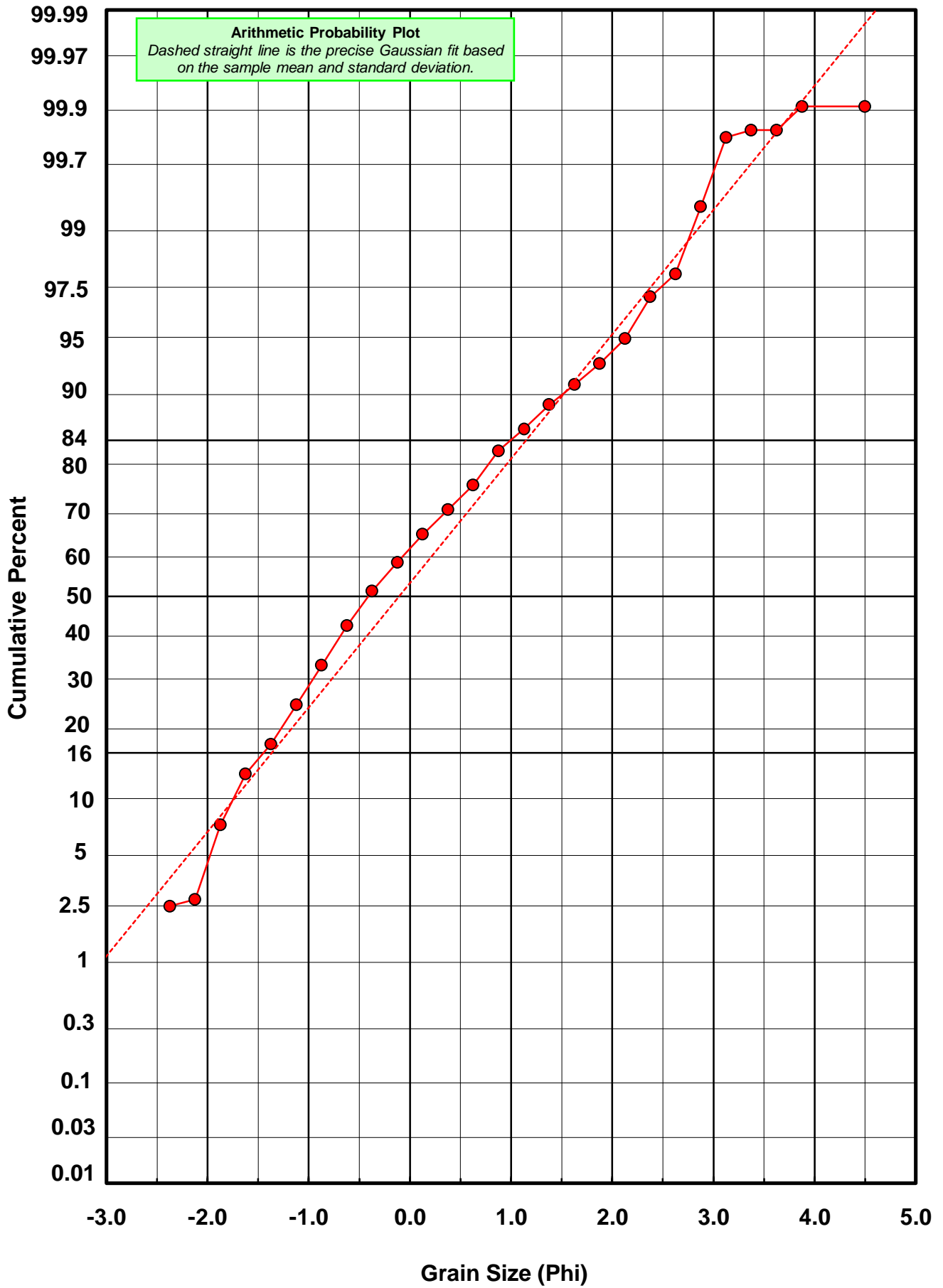
* RARD = reciprocal absolute relative dispersion (see below)

Statistical Explanation	
Calculations based on the Method of Moments	
Skewness: 3rd Stand. Moment; Exact Gaussian = 0.0	
Kurtosis: 4th Stand. Moment; Exact Gaussian = 3.0	
For Further Explanation, See Basille et al. 2002	
Millimeter data calculated by $mm = 2^{-(\phi)}$	

Reciprocal Absolute Relative Dispersion (RARD) Scale	
< 0.5	Excellent homogeneity (e.g., beaches)
0.5 to 1.0	Good homogeneity
1.0 to 1.33	Fair homogeneity
> 1.33	Poor homogeneity (e.g., glacial)



PI-25-BB



Post-Digestion Grain Size Distribution

Onshore Grab Sample

Sample: PI-25-BB

Total Digested Mass: 31.206 grams

% Silica: 64.4 %

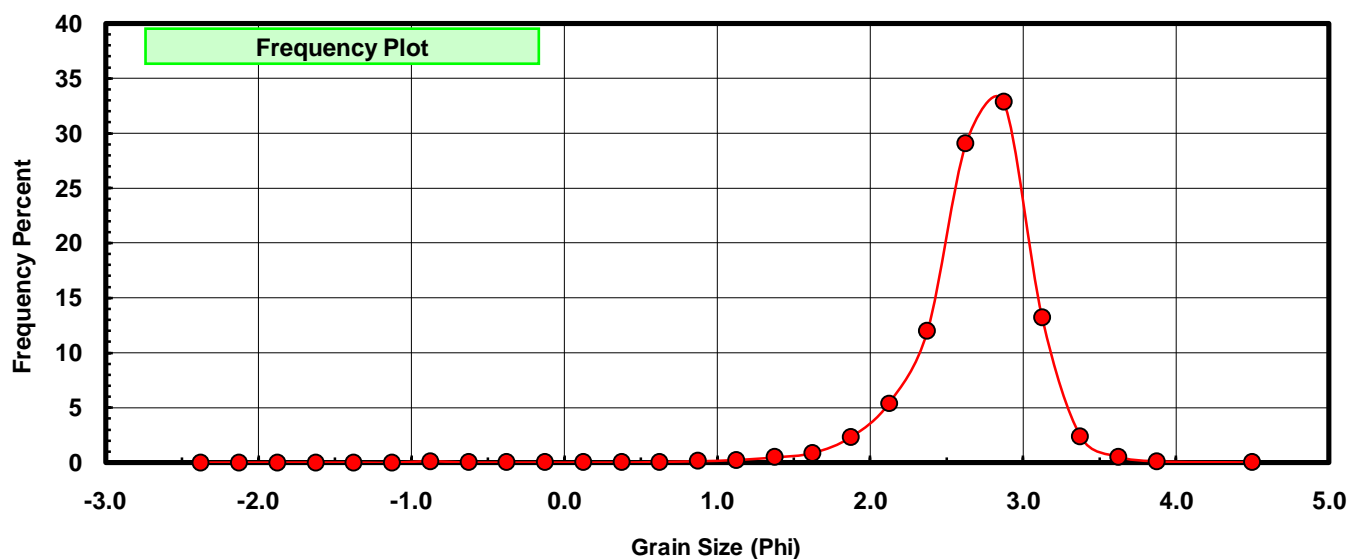
Sieve Size (phi)	Sieve Midpt (phi)	Weight (grams)	Freq Weight %	Cumulative Weight %
-2.25	-2.375	0.000	0.000	0.000
-2.00	-2.125	0.000	0.000	0.000
-1.75	-1.875	0.000	0.000	0.000
-1.50	-1.625	0.000	0.000	0.000
-1.25	-1.375	0.000	0.000	0.000
-1.00	-1.125	0.000	0.000	0.000
-0.75	-0.875	0.034	0.109	0.109
-0.50	-0.625	0.012	0.038	0.147
-0.25	-0.375	0.010	0.032	0.179
0.00	-0.125	0.012	0.038	0.218
0.25	0.125	0.009	0.029	0.247
0.50	0.375	0.013	0.042	0.288
0.75	0.625	0.022	0.070	0.359
1.00	0.875	0.048	0.154	0.513
1.25	1.125	0.075	0.240	0.753
1.50	1.375	0.150	0.481	1.234
1.75	1.625	0.270	0.865	2.099
2.00	1.875	0.723	2.317	4.416
2.25	2.125	1.695	5.432	9.847
2.50	2.375	3.742	11.991	21.839
2.75	2.625	9.060	29.033	50.872
3.00	2.875	10.244	32.827	83.699
3.25	3.125	4.129	13.231	96.930
3.50	3.375	0.748	2.397	99.327
3.75	3.625	0.167	0.535	99.862
4.00	3.875	0.034	0.109	99.971
5.00	4.500	0.009	0.029	100.000

Statistical Results			
Mean:	2.6928	phi	(0.1547 mm)
Standard Dev:	0.4077	phi-units	(0.7538 mm)
Skewness:	-2.0765	dimensionless	
Kurtosis:	15.2221	dimensionless	
5th Moment:	-101.4516	dimensionless	
6th Moment:	805.8374	dimensionless	
RARD *	0.1514	dimensionless	
Median	2.6175	phi	(0.163 mm)

* RARD = reciprocal absolute relative dispersion (see below)

Statistical Explanation	
Calculations based on the Method of Moments	
Skewness: 3rd Stand. Moment; Exact Gaussian = 0.0	
Kurtosis: 4th Stand. Moment; Exact Gaussian = 3.0	
For Further Explanation, See Basille et al. 2002	
Millimeter data calculated by $mm = 2^{-(\phi)}$	

Reciprocal Absolute Relative Dispersion (RARD) Scale	
< 0.5	Excellent homogeneity (e.g., beaches)
0.5 to 1.0	Good homogeneity
1.0 to 1.33	Fair homogeneity
> 1.33	Poor homogeneity (e.g., glacial)



PI-25-BB

