

**Onshore Grab Sample**

**Sample:** PI-20-BB  
**Sample Taken By:** D. Phelps  
**Sample Collected On:** 10/8/09  
**Splits?** N/A

**County:** Pinellas  
**Latitude:** 27° 55' 38.1"  
**Longitude:** 82° 50' 36.6"  
**Datum:** WGS 84  
**Surf. Elev:** N/A  
**Datum:** N/A

**Fine Data Summary**

Total Sample Weight 51.226 grams  
Total Fines in Sample 0.169 grams  
Total Percent Fines 0.33 %

**Dry Sieving Summary**

Total Sample Weight 51.010 grams  
Total Digested Weight 10.441 grams  
Total Carbonate Weight 40.569 grams  
Total Silica % 20.47 %  
Total Carbonate % 79.53 %  
Carbonate/Silica Ratio 3.886

**General Comments:**

None

**Description**

Worked By: M. Ladle

# Pre-Digestion Grain Size Distribution

Onshore Grab Sample

Sample: PI-20-BB

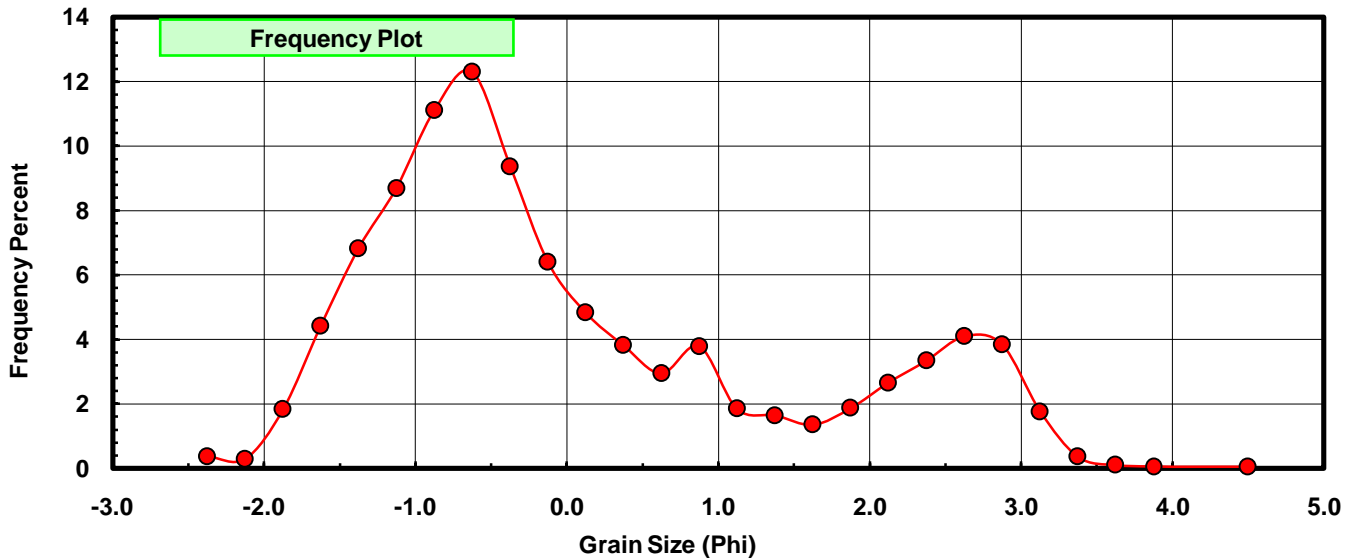
Total Sample Mass: 51.010 grams

Sieve Size (phi)	Sieve Midpt (phi)	Weight (grams)	Freq Weight %	Cumulative Weight %
-2.25	-2.375	0.188	0.369	0.369
-2.00	-2.125	0.149	0.292	0.661
-1.75	-1.875	0.933	1.829	2.490
-1.50	-1.625	2.258	4.427	6.916
-1.25	-1.375	3.483	6.828	13.744
-1.00	-1.125	4.432	8.688	22.433
-0.75	-0.875	5.666	11.108	33.540
-0.50	-0.625	6.277	12.305	45.846
-0.25	-0.375	4.777	9.365	55.211
0.00	-0.125	3.262	6.395	61.606
0.25	0.125	2.463	4.828	66.434
0.50	0.375	1.948	3.819	70.253
0.75	0.625	1.504	2.948	73.201
1.00	0.875	1.934	3.791	76.993
1.25	1.125	0.945	1.853	78.845
1.50	1.375	0.839	1.645	80.490
1.75	1.625	0.692	1.357	81.847
2.00	1.875	0.954	1.870	83.717
2.25	2.125	1.356	2.658	86.375
2.50	2.375	1.706	3.344	89.720
2.75	2.625	2.090	4.097	93.817
3.00	2.875	1.964	3.850	97.667
3.25	3.125	0.901	1.766	99.433
3.50	3.375	0.185	0.363	99.796
3.75	3.625	0.052	0.102	99.898
4.00	3.875	0.027	0.053	99.951
5.00	4.50	0.025	0.049	100.000

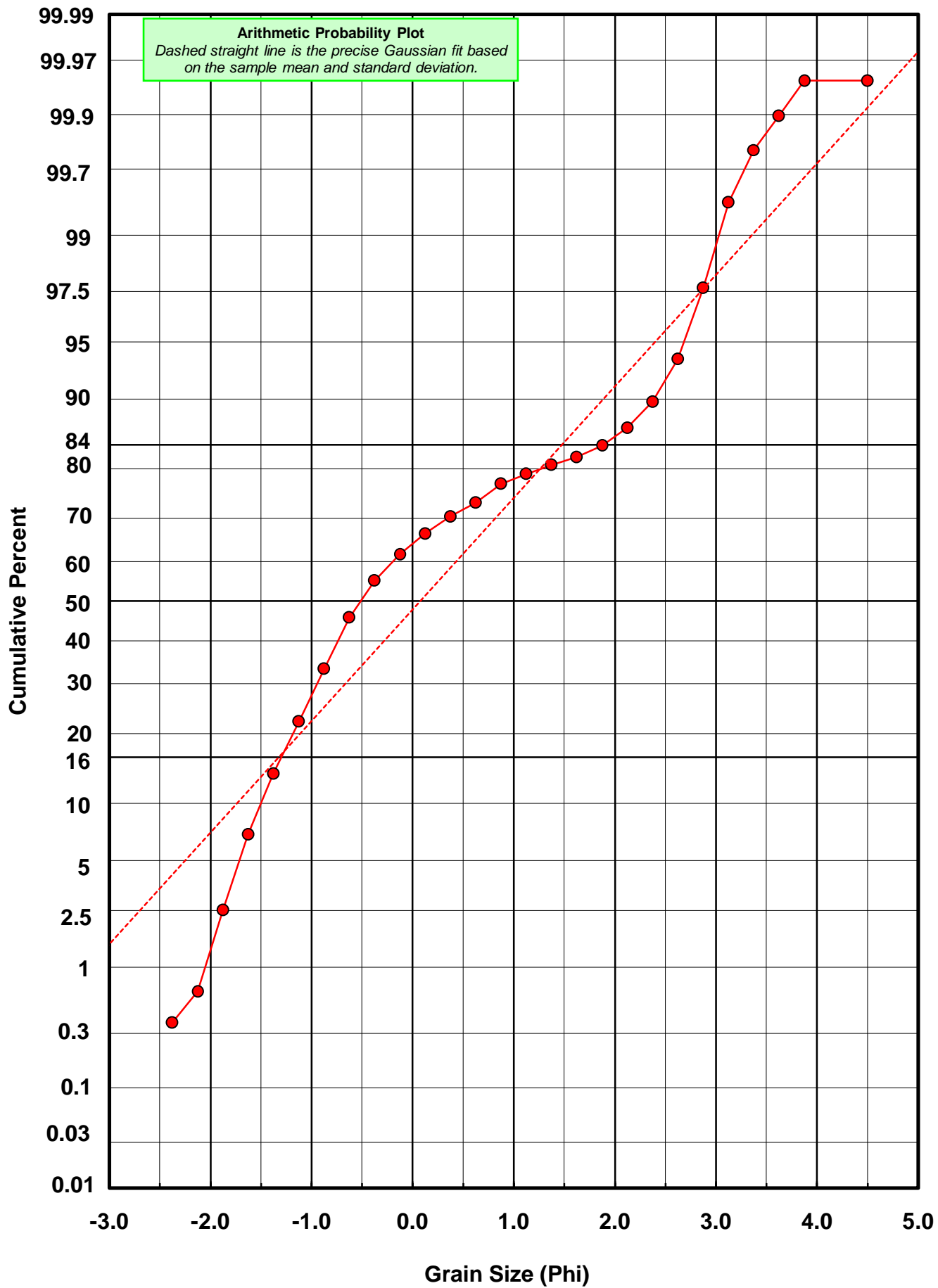
Statistical Results			
Mean:	0.0721	phi	(0.9513 mm)
Standard Dev:	1.4116	phi-units	(0.3759 mm)
Skewness:	0.8072	dimensionless	
Kurtosis:	2.5059	dimensionless	
5th Moment:	3.7132	dimensionless	
6th Moment:	8.8265	dimensionless	
RARD *	19.5908	dimensionless	
Median	-0.5141	phi	(1.4281 mm)
* RARD = reciprocal absolute relative dispersion (see below)			

Statistical Explanation	
Calculations based on the Method of Moments	
Skewness: 3rd Stand. Moment; Exact Gaussian = 0.0	
Kurtosis: 4th Stand. Moment; Exact Gaussian = 3.0	
For Further Explanation, See Basille et al. 2002	
Millimeter data calculated by $mm = 2^{(-phi)}$	

Reciprocal Absolute Relative Dispersion (RARD) Scale	
< 0.5	Excellent homogeneity (e.g., beaches)
0.5 to 1.0	Good homogeneity
1.0 to 1.33	Fair homogeneity
> 1.33	Poor homogeneity (e.g., glacial)



# PI-20-BB



# Carbonate Grain Size Distribution

Onshore Grab Sample

Sample: PI-20-BB

Total Carbonate Mass: 40.648 grams

% Carbonate: 79.5 %

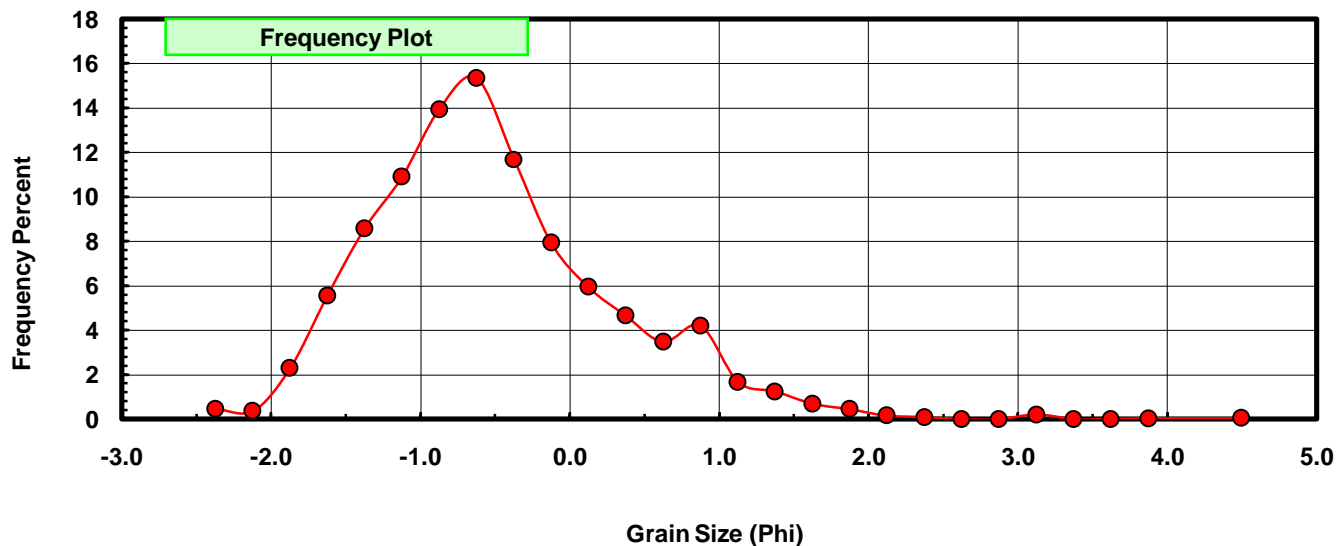
Sieve Size (phi)	Sieve Midpt (phi)	Weight (grams)	Freq Weight %	Cumulative Weight %
-2.25	-2.375	0.188	0.463	0.463
-2.00	-2.125	0.149	0.367	0.829
-1.75	-1.875	0.933	2.295	3.124
-1.50	-1.625	2.258	5.555	8.679
-1.25	-1.375	3.483	8.569	17.248
-1.00	-1.125	4.432	10.903	28.151
-0.75	-0.875	5.666	13.939	42.091
-0.50	-0.625	6.241	15.354	57.444
-0.25	-0.375	4.757	11.703	69.147
0.00	-0.125	3.227	7.939	77.086
0.25	0.125	2.419	5.951	83.037
0.50	0.375	1.895	4.662	87.699
0.75	0.625	1.413	3.476	91.175
1.00	0.875	1.709	4.204	95.380
1.25	1.125	0.683	1.680	97.060
1.50	1.375	0.506	1.245	98.305
1.75	1.625	0.283	0.696	99.001
2.00	1.875	0.183	0.450	99.451
2.25	2.125	0.069	0.170	99.621
2.50	2.375	0.038	0.093	99.715
2.75	2.625	0.000	0.000	99.715
3.00	2.875	0.000	0.000	99.715
3.25	3.125	0.083	0.204	99.919
3.50	3.375	0.000	0.000	99.919
3.75	3.625	0.000	0.000	99.919
4.00	3.875	0.012	0.030	99.948
5.00	4.500	0.021	0.052	100.000

Statistical Results			
Mean:	-0.5094	phi	(1.4235 mm)
Standard Dev:	0.8319	phi-units	(0.5618 mm)
Skewness:	0.8409	dimensionless	
Kurtosis:	4.4302	dimensionless	
5th Moment:	12.5120	dimensionless	
6th Moment:	59.9987	dimensionless	
RARD *	1.6330	dimensionless	
Median	-0.7462	phi	(1.6774 mm)

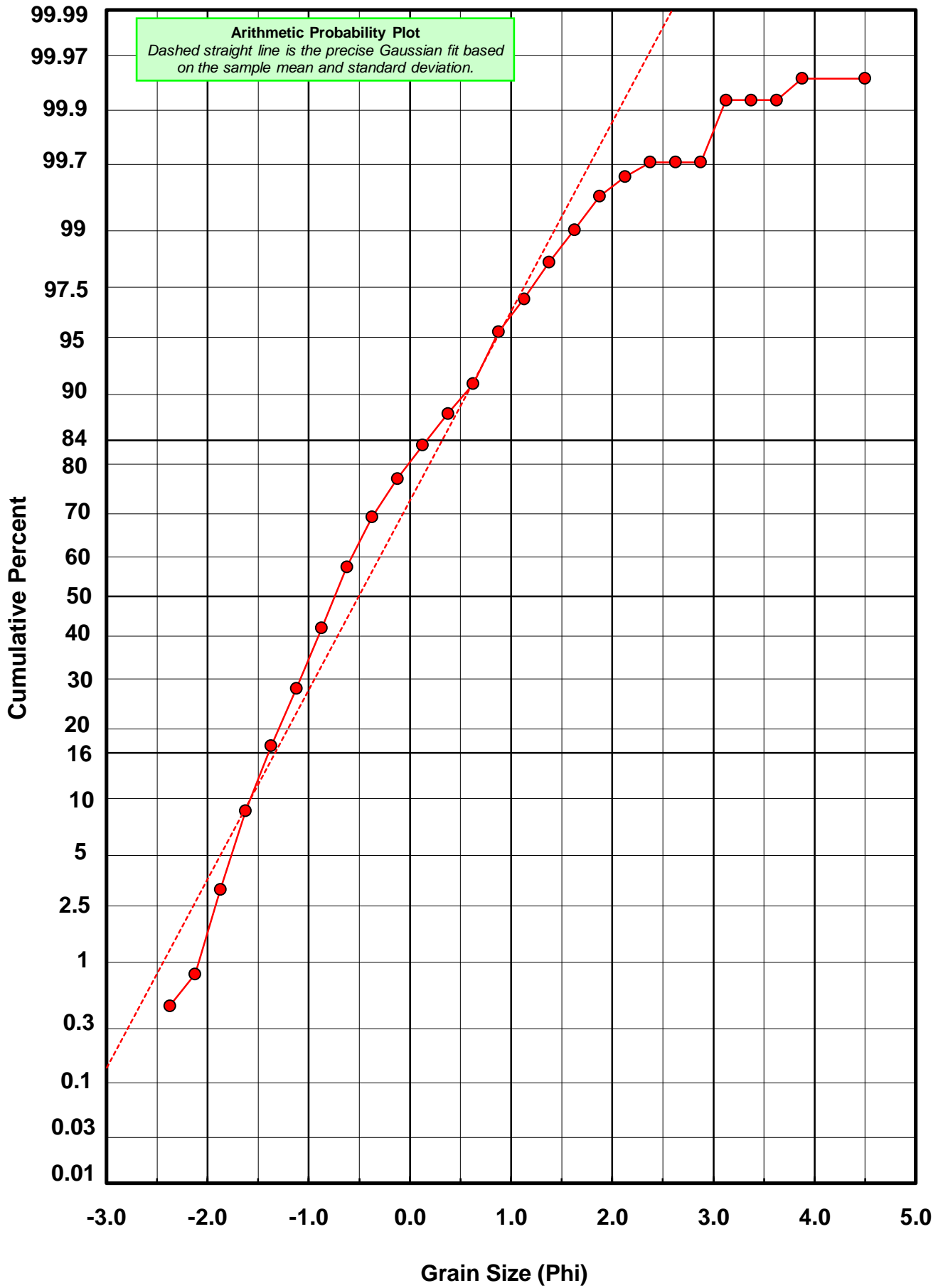
\* RARD = reciprocal absolute relative dispersion (see below)

Statistical Explanation	
Calculations based on the Method of Moments	
Skewness: 3rd Stand. Moment; Exact Gaussian = 0.0	
Kurtosis: 4th Stand. Moment; Exact Gaussian = 3.0	
For Further Explanation, See Basille et al. 2002	
Millimeter data calculated by $mm = 2^{-(\phi)}$	

Reciprocal Absolute Relative Dispersion (RARD) Scale	
< 0.5	Excellent homogeneity (e.g., beaches)
0.5 to 1.0	Good homogeneity
1.0 to 1.33	Fair homogeneity
> 1.33	Poor homogeneity (e.g., glacial)



# PI-20-BB



# Post-Digestion Grain Size Distribution

Onshore Grab Sample

Sample: PI-20-BB

Total Digested Mass: 10.441 grams

% Silica: 20.5 %

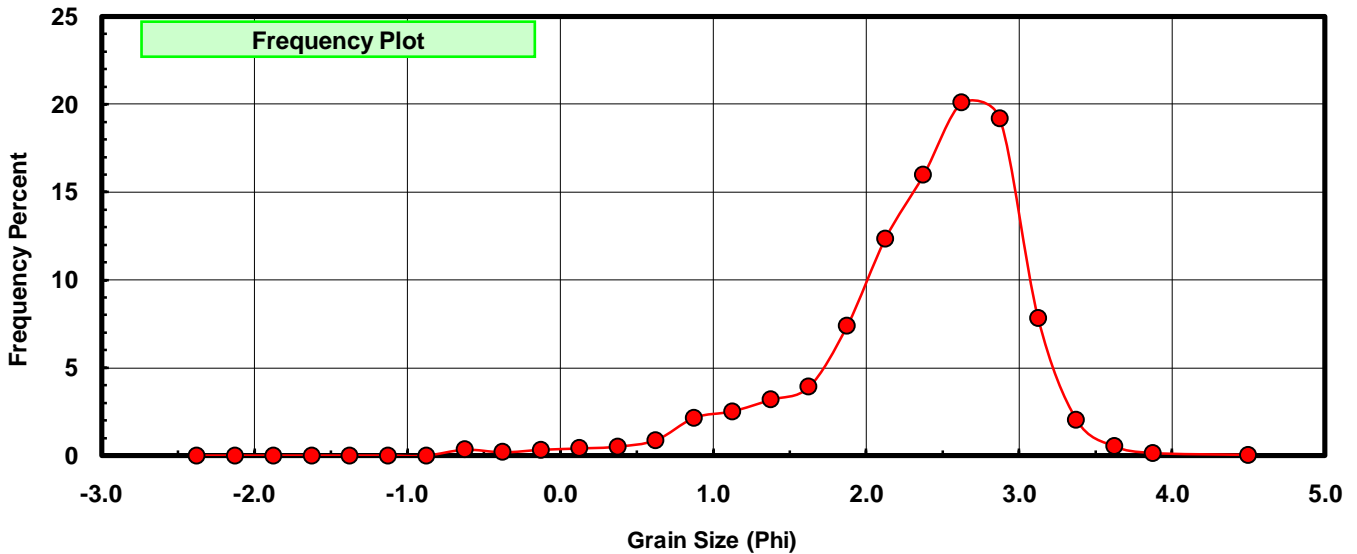
Sieve Size (phi)	Sieve Midpt (phi)	Weight (grams)	Freq Weight %	Cumulative Weight %
-2.25	-2.375	0.000	0.000	0.000
-2.00	-2.125	0.000	0.000	0.000
-1.75	-1.875	0.000	0.000	0.000
-1.50	-1.625	0.000	0.000	0.000
-1.25	-1.375	0.000	0.000	0.000
-1.00	-1.125	0.000	0.000	0.000
-0.75	-0.875	0.000	0.000	0.000
-0.50	-0.625	0.036	0.345	0.345
-0.25	-0.375	0.020	0.192	0.536
0.00	-0.125	0.035	0.335	0.872
0.25	0.125	0.044	0.421	1.293
0.50	0.375	0.053	0.508	1.801
0.75	0.625	0.091	0.872	2.672
1.00	0.875	0.225	2.155	4.827
1.25	1.125	0.262	2.509	7.336
1.50	1.375	0.333	3.189	10.526
1.75	1.625	0.409	3.917	14.443
2.00	1.875	0.771	7.384	21.827
2.25	2.125	1.287	12.326	34.154
2.50	2.375	1.668	15.975	50.129
2.75	2.625	2.097	20.084	70.214
3.00	2.875	2.004	19.194	89.407
3.25	3.125	0.818	7.834	97.242
3.50	3.375	0.213	2.040	99.282
3.75	3.625	0.056	0.536	99.818
4.00	3.875	0.015	0.144	99.962
5.00	4.500	0.004	0.038	100.000

Statistical Results			
Mean:	2.3584	phi	(0.195 mm)
Standard Dev:	0.6981	phi-units	(0.6164 mm)
Skewness:	-1.2368	dimensionless	
Kurtosis:	4.9858	dimensionless	
5th Moment:	-14.1411	dimensionless	
6th Moment:	53.1069	dimensionless	
RARD *	0.2960	dimensionless	
Median	2.3730	phi	(0.193 mm)

\* RARD = reciprocal absolute relative dispersion (see below)

Statistical Explanation	
Calculations based on the Method of Moments	
Skewness: 3rd Stand. Moment; Exact Gaussian = 0.0	
Kurtosis: 4th Stand. Moment; Exact Gaussian = 3.0	
For Further Explanation, See Basille et al. 2002	
Millimeter data calculated by $mm = 2^{-(\phi)}$	

Reciprocal Absolute Relative Dispersion (RARD) Scale	
< 0.5	Excellent homogeneity (e.g., beaches)
0.5 to 1.0	Good homogeneity
1.0 to 1.33	Fair homogeneity
> 1.33	Poor homogeneity (e.g., glacial)



# PI-20-BB

