

Onshore Grab Sample

Sample: PI-12-BB
Sample Taken By: D. Phelps
Sample Collected On: 10/7/09
Splits? N/A

County: Pinellas
Latitude: 28° 00' 56.6"
Longitude: 82° 49' 39.6"
Datum: WGS 84
Surf. Elev: N/A
Datum: N/A

Fine Data Summary

Total Sample Weight	67.441 grams
Total Fines in Sample	0.007 grams
Total Percent Fines	0.01 %

Dry Sieving Summary

Total Sample Weight	67.339 grams
Total Digested Weight	58.557 grams
Total Carbonate Weight	8.782 grams
Total Silica %	86.96 %
Total Carbonate %	13.04 %
Carbonate/Silica Ratio	0.150

General Comments:

None

Description

Worked By: M. Ladle

Pre-Digestion Grain Size Distribution

Onshore Grab Sample

Sample: PI-12-BB

Total Sample Mass: 67.339 grams

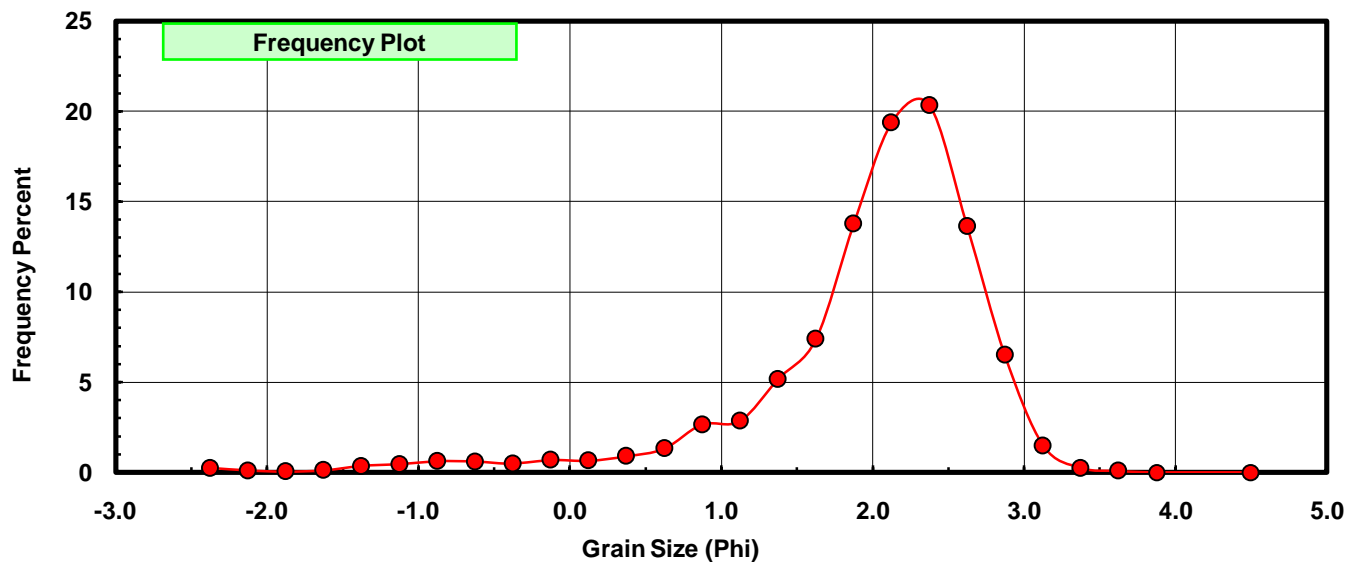
Sieve Size (phi)	Sieve Midpt (phi)	Weight (grams)	Freq Weight %	Cumulative Weight %
-2.25	-2.375	0.165	0.245	0.245
-2.00	-2.125	0.068	0.101	0.346
-1.75	-1.875	0.031	0.046	0.392
-1.50	-1.625	0.083	0.123	0.515
-1.25	-1.375	0.237	0.352	0.867
-1.00	-1.125	0.301	0.447	1.314
-0.75	-0.875	0.416	0.618	1.932
-0.50	-0.625	0.396	0.588	2.520
-0.25	-0.375	0.327	0.486	3.006
0.00	-0.125	0.462	0.686	3.692
0.25	0.125	0.431	0.640	4.332
0.50	0.375	0.603	0.895	5.227
0.75	0.625	0.885	1.314	6.542
1.00	0.875	1.786	2.652	9.194
1.25	1.125	1.916	2.845	12.039
1.50	1.375	3.480	5.168	17.207
1.75	1.625	4.970	7.381	24.588
2.00	1.875	9.268	13.763	38.351
2.25	2.125	13.040	19.365	57.715
2.50	2.375	13.700	20.345	78.060
2.75	2.625	9.186	13.641	91.702
3.00	2.875	4.382	6.507	98.209
3.25	3.125	0.997	1.481	99.690
3.50	3.375	0.158	0.235	99.924
3.75	3.625	0.049	0.073	99.997
4.00	3.875	0.001	0.001	99.999
5.00	4.50	0.001	0.001	100.000

Statistical Results			
Mean:	1.9810	phi	(0.2533 mm)
Standard Dev:	0.8057	phi-units	(0.5721 mm)
Skewness:	-2.0387	dimensionless	
Kurtosis:	8.8196	dimensionless	
5th Moment:	-35.0469	dimensionless	
6th Moment:	156.3188	dimensionless	
RARD *	0.4067	dimensionless	
Median	2.0254	phi	(0.2456 mm)

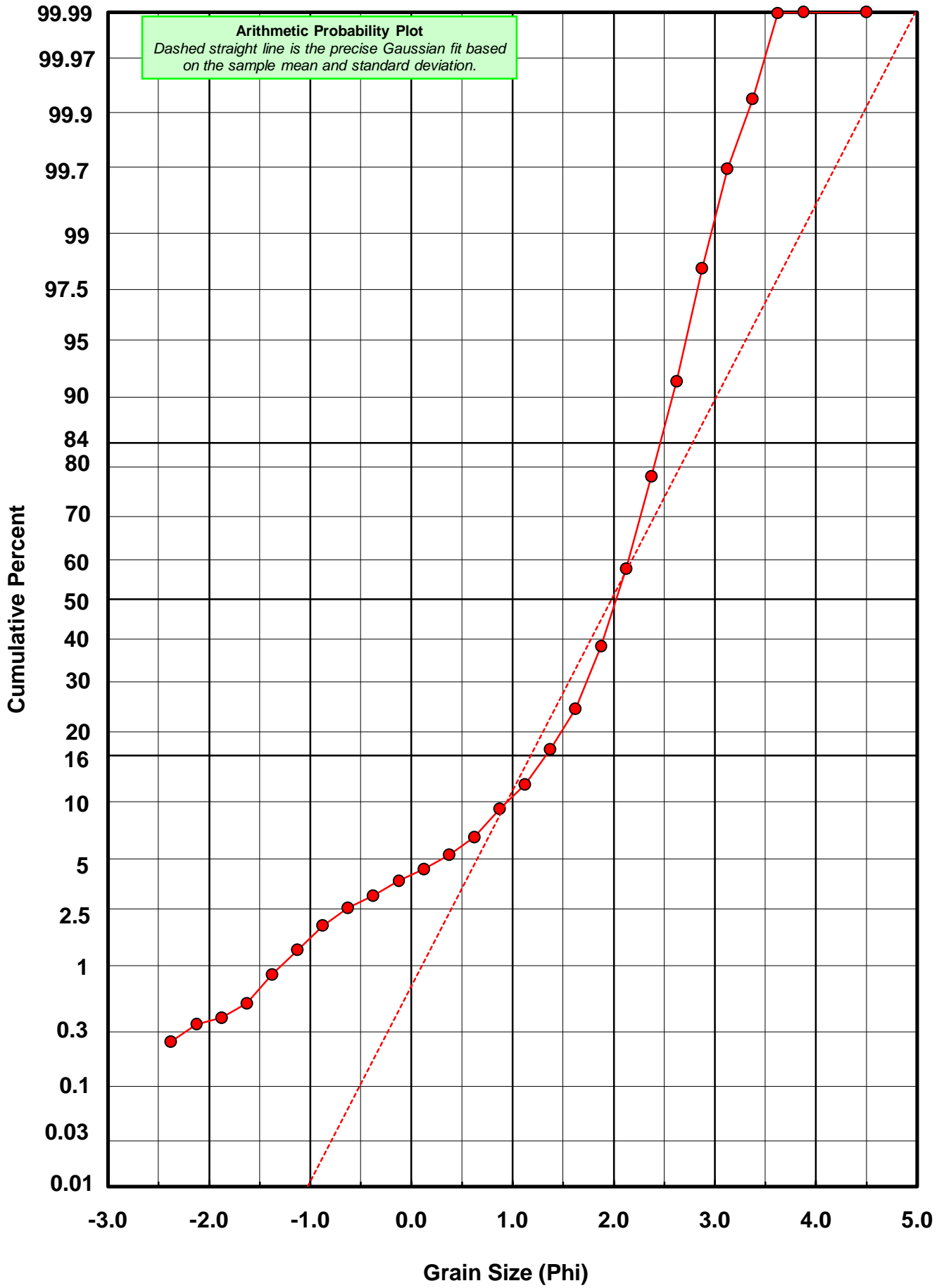
* RARD = reciprocal absolute relative dispersion (see below)

Statistical Explanation	
Calculations based on the Method of Moments	
Skewness: 3rd Stand. Moment; Exact Gaussian = 0.0	
Kurtosis: 4th Stand. Moment; Exact Gaussian = 3.0	
For Further Explanation, See Basille et al. 2002	
Millimeter data calculated by $mm = 2^{(-phi)}$	

Reciprocal Absolute Relative Dispersion (RARD) Scale	
< 0.5	Excellent homogeneity (e.g., beaches)
0.5 to 1.0	Good homogeneity
1.0 to 1.33	Fair homogeneity
> 1.33	Poor homogeneity (e.g., glacial)



PI-12-BB



Carbonate Grain Size Distribution

Onshore Grab Sample

Sample: PI-12-BB

Total Carbonate Mass: 9.659 grams

% Carbonate: 13.0 %

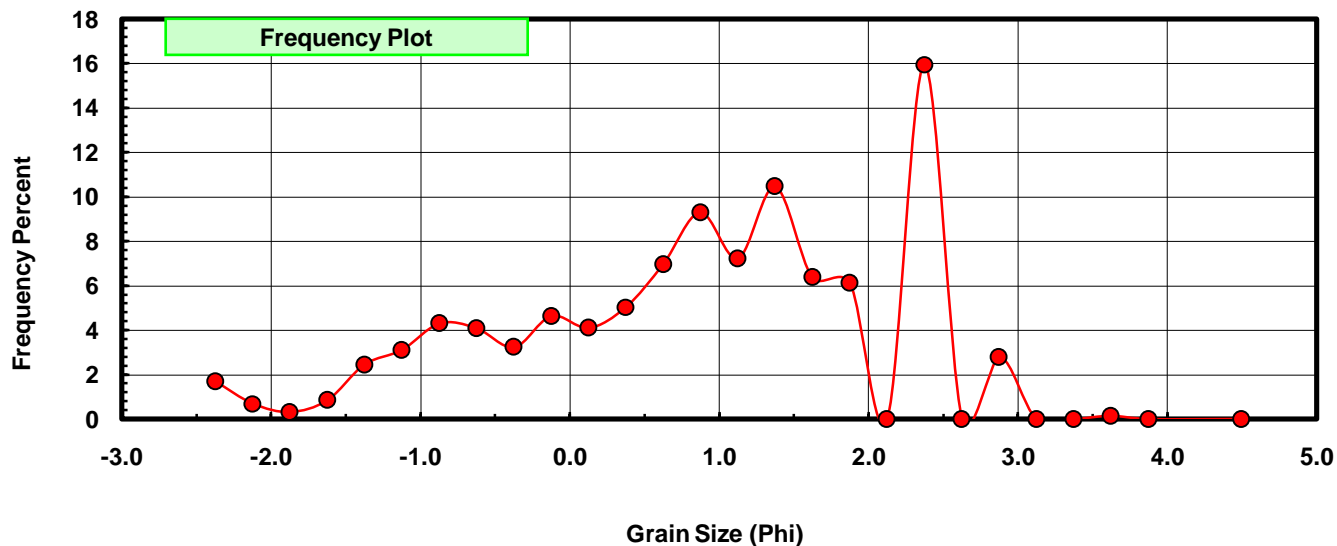
Sieve Size (phi)	Sieve Midpt (phi)	Weight (grams)	Freq Weight %	Cumulative Weight %
-2.25	-2.375	0.165	1.708	1.708
-2.00	-2.125	0.068	0.704	2.412
-1.75	-1.875	0.031	0.321	2.733
-1.50	-1.625	0.083	0.859	3.593
-1.25	-1.375	0.237	2.454	6.046
-1.00	-1.125	0.301	3.116	9.162
-0.75	-0.875	0.416	4.307	13.469
-0.50	-0.625	0.396	4.100	17.569
-0.25	-0.375	0.314	3.251	20.820
0.00	-0.125	0.448	4.638	25.458
0.25	0.125	0.397	4.110	29.568
0.50	0.375	0.488	5.052	34.621
0.75	0.625	0.673	6.968	41.588
1.00	0.875	0.899	9.307	50.896
1.25	1.125	0.699	7.237	58.132
1.50	1.375	1.011	10.467	68.599
1.75	1.625	0.616	6.377	74.977
2.00	1.875	0.591	6.119	81.095
2.25	2.125	0.000	0.000	81.095
2.50	2.375	1.542	15.964	97.060
2.75	2.625	0.000	0.000	97.060
3.00	2.875	0.270	2.795	99.855
3.25	3.125	0.000	0.000	99.855
3.50	3.375	0.000	0.000	99.855
3.75	3.625	0.014	0.145	100.000
4.00	3.875	0.000	0.000	100.000
5.00	4.500	0.000	0.000	100.000

Statistical Results			
Mean:	0.8319	phi	(0.5618 mm)
Standard Dev:	1.3106	phi-units	(0.4031 mm)
Skewness:	-0.4539	dimensionless	
Kurtosis:	2.3166	dimensionless	
5th Moment:	-2.6201	dimensionless	
6th Moment:	8.2744	dimensionless	
RARD *	1.5754	dimensionless	
Median	0.8509	phi	(0.5544 mm)

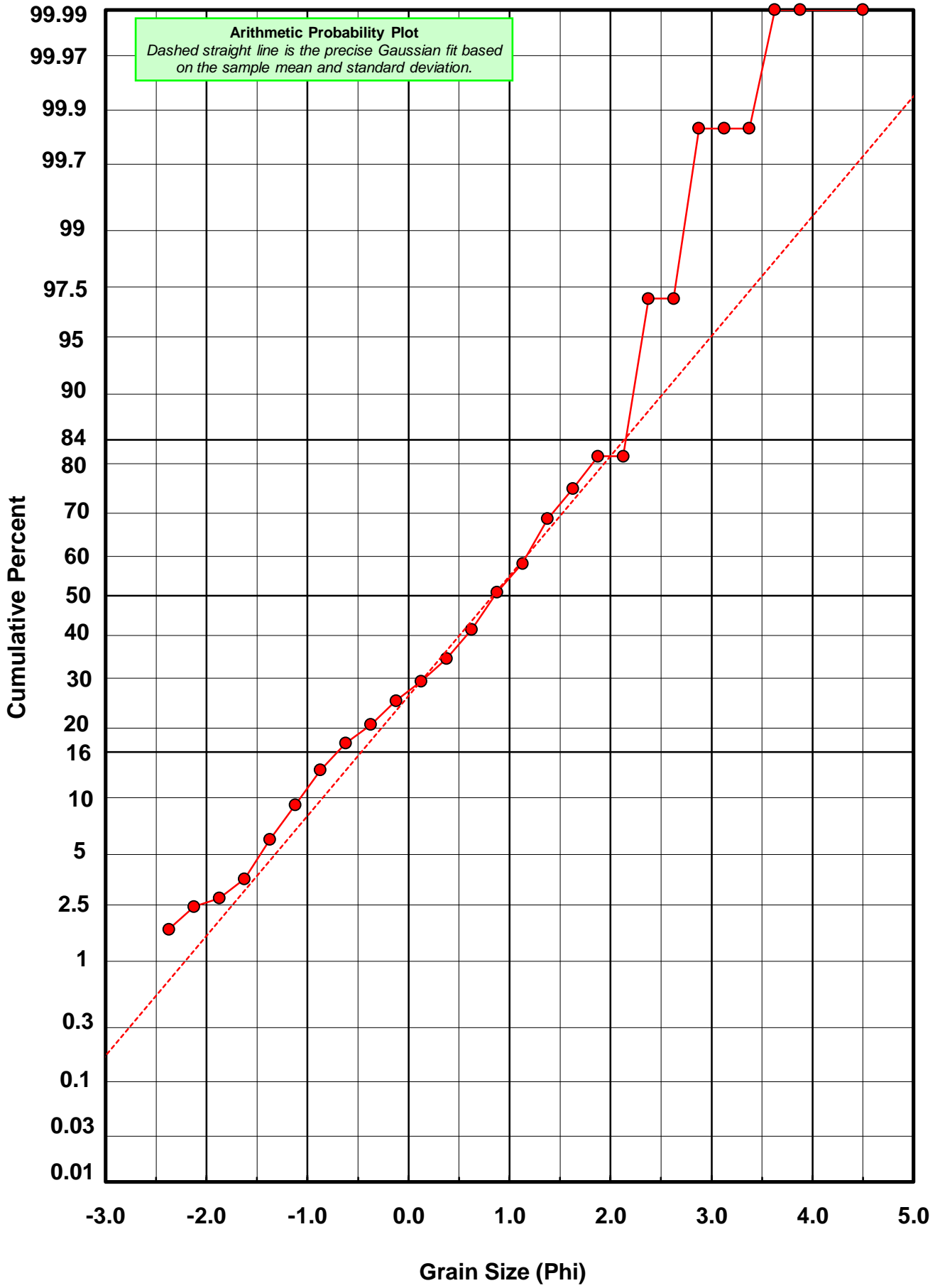
* RARD = reciprocal absolute relative dispersion (see below)

Statistical Explanation	
Calculations based on the Method of Moments	
Skewness: 3rd Stand. Moment; Exact Gaussian = 0.0	
Kurtosis: 4th Stand. Moment; Exact Gaussian = 3.0	
For Further Explanation, See Basille et al. 2002	
Millimeter data calculated by $mm = 2^{-(\phi)}$	

Reciprocal Absolute Relative Dispersion (RARD) Scale	
< 0.5	Excellent homogeneity (e.g., beaches)
0.5 to 1.0	Good homogeneity
1.0 to 1.33	Fair homogeneity
> 1.33	Poor homogeneity (e.g., glacial)



PI-12-BB



Post-Digestion Grain Size Distribution

Onshore Grab Sample

Sample: PI-12-BB

Total Digested Mass: 58.557 grams

% Silica: 87.0 %

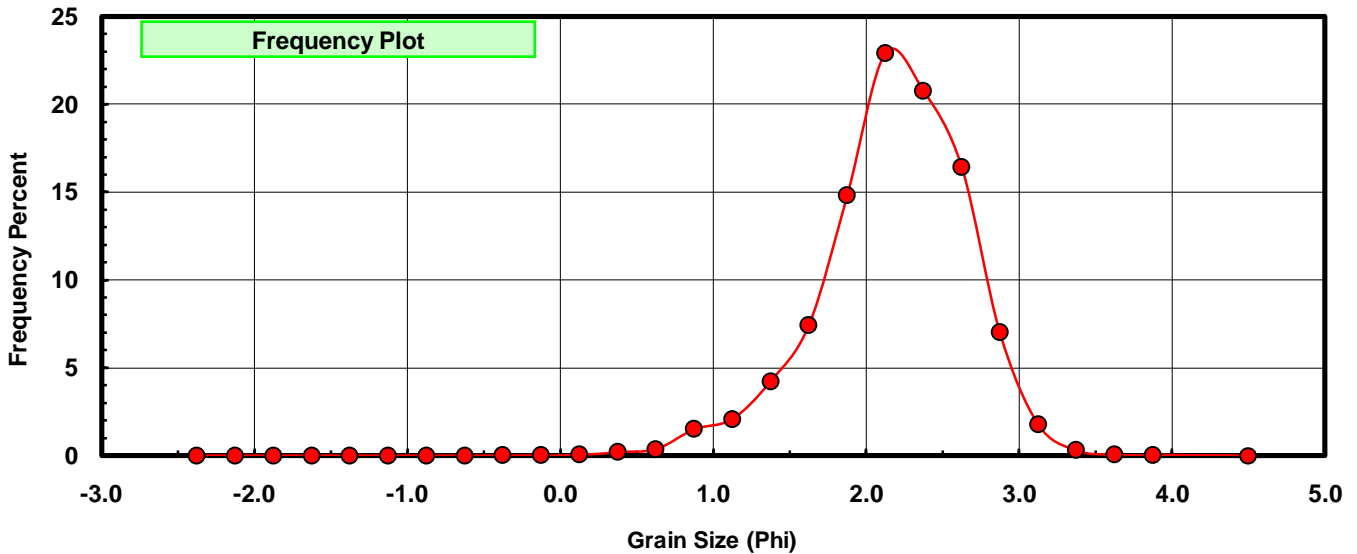
Sieve Size (phi)	Sieve Midpt (phi)	Weight (grams)	Freq Weight %	Cumulative Weight %
-2.25	-2.375	0.000	0.000	0.000
-2.00	-2.125	0.000	0.000	0.000
-1.75	-1.875	0.000	0.000	0.000
-1.50	-1.625	0.000	0.000	0.000
-1.25	-1.375	0.000	0.000	0.000
-1.00	-1.125	0.000	0.000	0.000
-0.75	-0.875	0.000	0.000	0.000
-0.50	-0.625	0.000	0.000	0.000
-0.25	-0.375	0.013	0.022	0.022
0.00	-0.125	0.014	0.024	0.046
0.25	0.125	0.034	0.058	0.104
0.50	0.375	0.115	0.196	0.301
0.75	0.625	0.212	0.362	0.663
1.00	0.875	0.887	1.515	2.177
1.25	1.125	1.217	2.078	4.256
1.50	1.375	2.469	4.216	8.472
1.75	1.625	4.354	7.435	15.908
2.00	1.875	8.677	14.818	30.726
2.25	2.125	13.404	22.891	53.616
2.50	2.375	12.158	20.763	74.379
2.75	2.625	9.610	16.411	90.790
3.00	2.875	4.112	7.022	97.812
3.25	3.125	1.042	1.779	99.592
3.50	3.375	0.182	0.311	99.903
3.75	3.625	0.035	0.060	99.962
4.00	3.875	0.017	0.029	99.991
5.00	4.500	0.005	0.009	100.000

Statistical Results			
Mean:	2.1782	phi	(0.2209 mm)
Standard Dev:	0.4849	phi-units	(0.7145 mm)
Skewness:	-0.6107	dimensionless	
Kurtosis:	3.9545	dimensionless	
5th Moment:	-6.9752	dimensionless	
6th Moment:	33.8227	dimensionless	
RARD *	0.2226	dimensionless	
Median	2.0855	phi	(0.2356 mm)

* RARD = reciprocal absolute relative dispersion (see below)

Statistical Explanation	
Calculations based on the Method of Moments	
Skewness: 3rd Stand. Moment; Exact Gaussian = 0.0	
Kurtosis: 4th Stand. Moment; Exact Gaussian = 3.0	
For Further Explanation, See Basille et al. 2002	
Millimeter data calculated by $mm = 2^{-(\phi)}$	

Reciprocal Absolute Relative Dispersion (RARD) Scale	
< 0.5	Excellent homogeneity (e.g., beaches)
0.5 to 1.0	Good homogeneity
1.0 to 1.33	Fair homogeneity
> 1.33	Poor homogeneity (e.g., glacial)



PI-12-BB

