

Onshore Grab Sample

Sample: PI-09-BB
Sample Taken By: D. Phelps
Sample Collected On: 11/3/09
Splits? N/A

County: Pinellas
Latitude: 28° 03' 0.6"
Longitude: 82° 49' 5.3"
Datum: WGS 84
Surf. Elev: N/A
Datum: N/A

Fine Data Summary

Total Sample Weight 55.699 grams
Total Fines in Sample 0.149 grams
Total Percent Fines 0.27 %

Dry Sieving Summary

Total Sample Weight 55.485 grams
Total Digested Weight 52.163 grams
Total Carbonate Weight 3.322 grams
Total Silica % 94.01 %
Total Carbonate % 5.99 %
Carbonate/Silica Ratio 0.064

General Comments:

None

Description

Worked By: M. Ladle

Pre-Digestion Grain Size Distribution

Onshore Grab Sample

Sample: PI-09-BB

Total Sample Mass: 55.485 grams

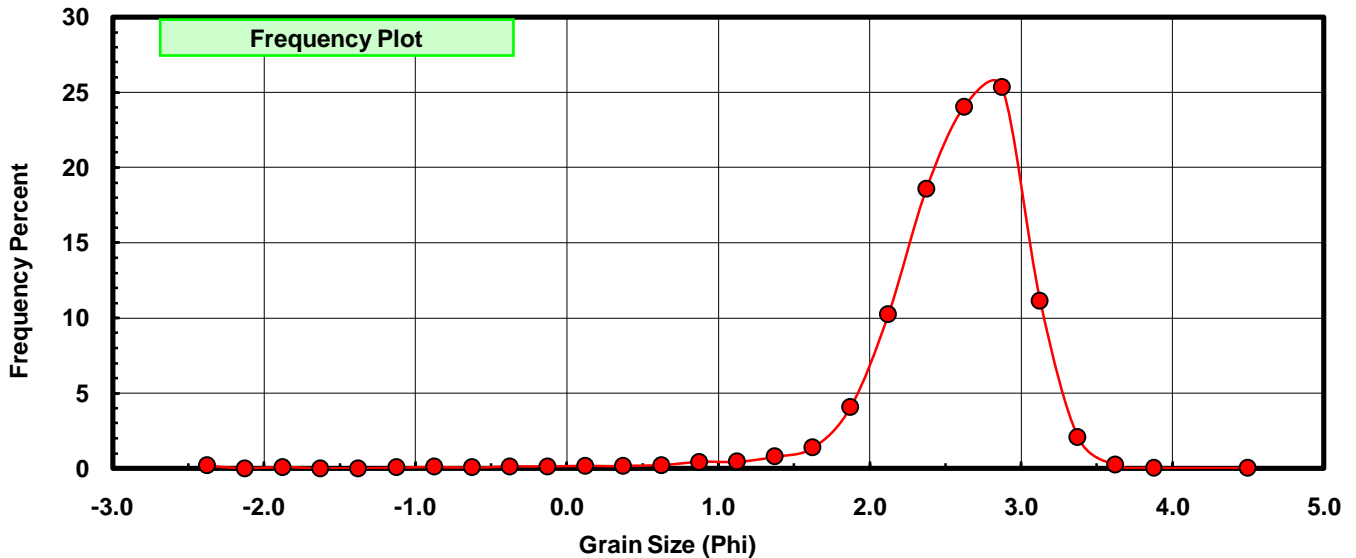
Sieve Size (phi)	Sieve Midpt (phi)	Weight (grams)	Freq Weight %	Cumulative Weight %
-2.25	-2.375	0.107	0.193	0.193
-2.00	-2.125	0.000	0.000	0.193
-1.75	-1.875	0.044	0.079	0.272
-1.50	-1.625	0.000	0.000	0.272
-1.25	-1.375	0.000	0.000	0.272
-1.00	-1.125	0.026	0.047	0.319
-0.75	-0.875	0.057	0.103	0.422
-0.50	-0.625	0.031	0.056	0.478
-0.25	-0.375	0.071	0.128	0.606
0.00	-0.125	0.065	0.117	0.723
0.25	0.125	0.085	0.153	0.876
0.50	0.375	0.086	0.155	1.031
0.75	0.625	0.117	0.211	1.242
1.00	0.875	0.232	0.418	1.660
1.25	1.125	0.238	0.429	2.089
1.50	1.375	0.435	0.784	2.873
1.75	1.625	0.763	1.375	4.248
2.00	1.875	2.265	4.082	8.330
2.25	2.125	5.682	10.241	18.571
2.50	2.375	10.304	18.571	37.142
2.75	2.625	13.337	24.037	61.179
3.00	2.875	14.063	25.346	86.524
3.25	3.125	6.176	11.131	97.655
3.50	3.375	1.154	2.080	99.735
3.75	3.625	0.121	0.218	99.953
4.00	3.875	0.019	0.034	99.987
5.00	4.50	0.007	0.013	100.000

Statistical Results			
Mean:	2.5579	phi	(0.1698 mm)
Standard Dev:	0.5511	phi-units	(0.6825 mm)
Skewness:	-3.2057	dimensionless	
Kurtosis:	23.4845	dimensionless	
5th Moment:	-175.8997	dimensionless	
6th Moment:	1427.6390	dimensionless	
RARD *	0.2154	dimensionless	
Median	2.5087	phi	(0.1757 mm)

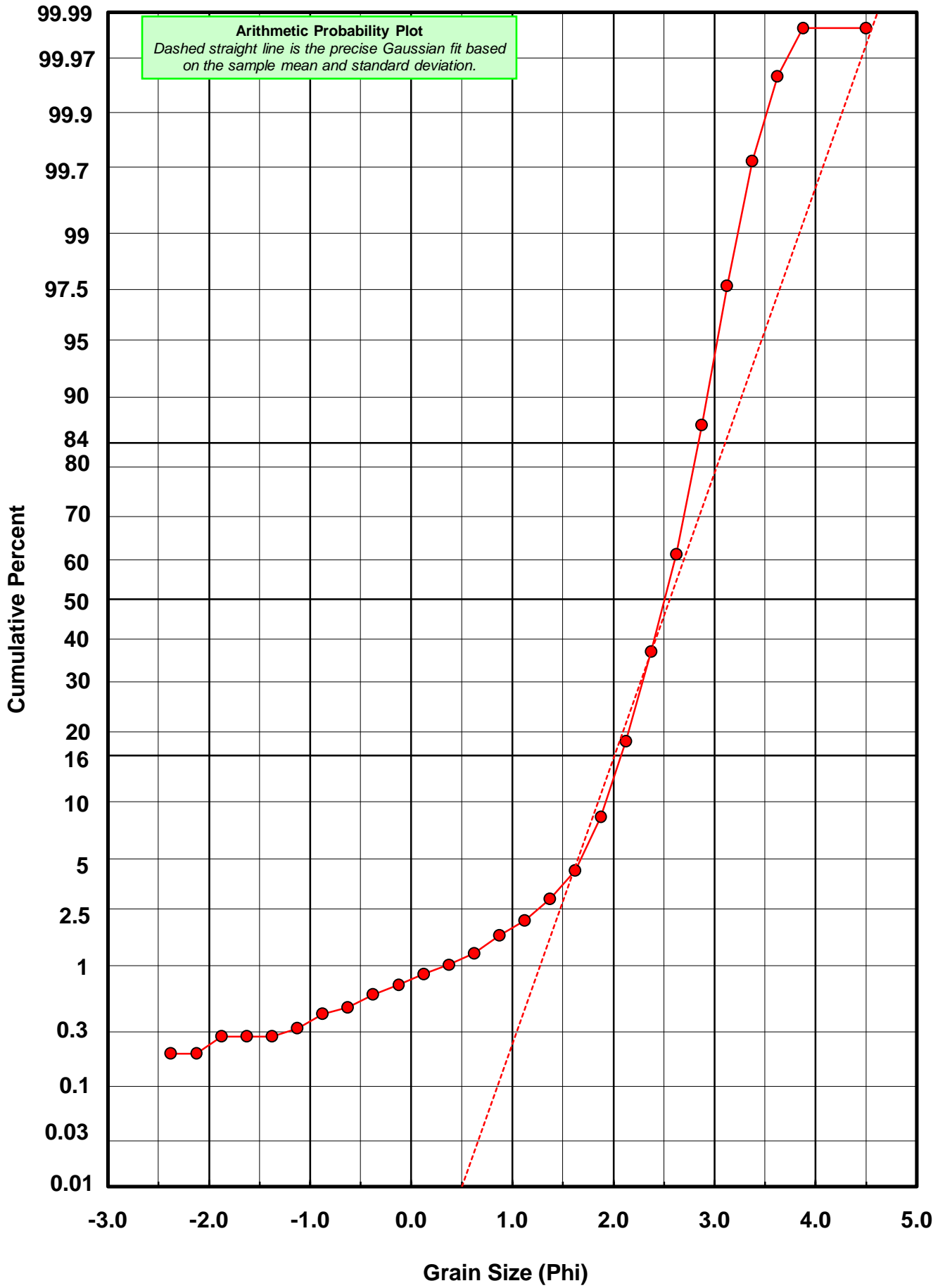
* RARD = reciprocal absolute relative dispersion (see below)

Statistical Explanation	
Calculations based on the Method of Moments	
Skewness: 3rd Stand. Moment; Exact Gaussian = 0.0	
Kurtosis: 4th Stand. Moment; Exact Gaussian = 3.0	
For Further Explanation, See Basille et al. 2002	
Millimeter data calculated by $mm = 2^{-(\phi)}$	

Reciprocal Absolute Relative Dispersion (RARD) Scale	
< 0.5	Excellent homogeneity (e.g., beaches)
0.5 to 1.0	Good homogeneity
1.0 to 1.33	Fair homogeneity
> 1.33	Poor homogeneity (e.g., glacial)



PI-09-BB



Carbonate Grain Size Distribution

Onshore Grab Sample

Sample: PI-09-BB

Total Carbonate Mass: 5.628 grams

% Carbonate: 6.0 %

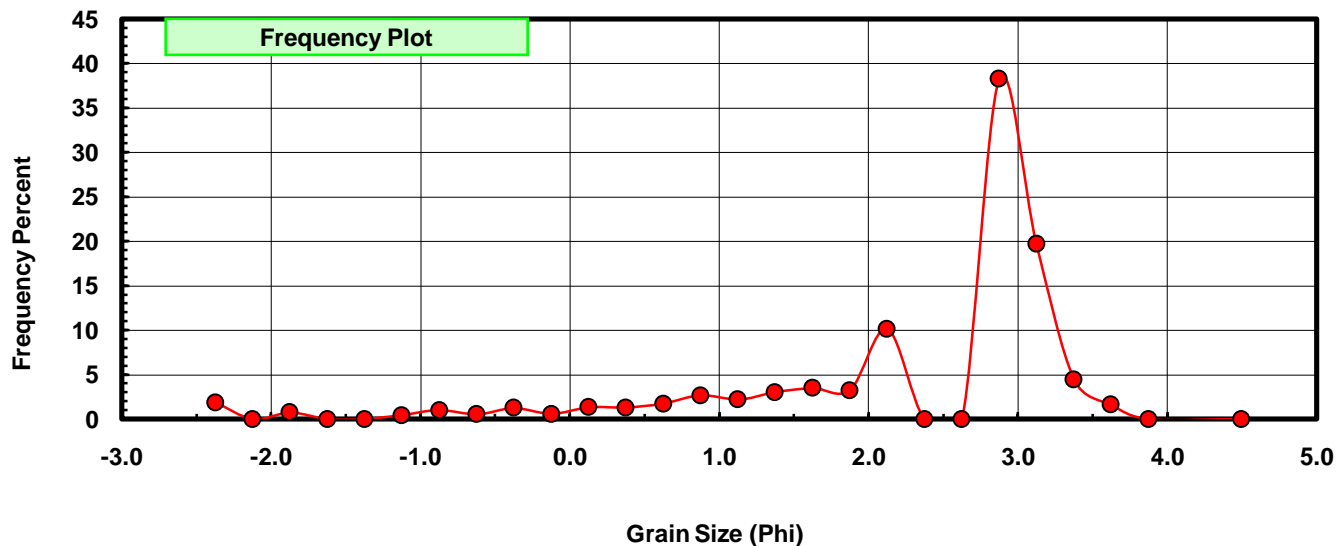
Sieve Size (phi)	Sieve Midpt (phi)	Weight (grams)	Freq Weight %	Cumulative Weight %
-2.25	-2.375	0.107	1.901	1.901
-2.00	-2.125	0.000	0.000	1.901
-1.75	-1.875	0.044	0.782	2.683
-1.50	-1.625	0.000	0.000	2.683
-1.25	-1.375	0.000	0.000	2.683
-1.00	-1.125	0.026	0.462	3.145
-0.75	-0.875	0.057	1.013	4.158
-0.50	-0.625	0.031	0.551	4.709
-0.25	-0.375	0.071	1.262	5.970
0.00	-0.125	0.034	0.604	6.574
0.25	0.125	0.075	1.333	7.907
0.50	0.375	0.074	1.315	9.222
0.75	0.625	0.099	1.759	10.981
1.00	0.875	0.150	2.665	13.646
1.25	1.125	0.125	2.221	15.867
1.50	1.375	0.171	3.038	18.905
1.75	1.625	0.197	3.500	22.406
2.00	1.875	0.184	3.269	25.675
2.25	2.125	0.572	10.163	35.839
2.50	2.375	0.000	0.000	35.839
2.75	2.625	0.000	0.000	35.839
3.00	2.875	2.155	38.291	74.129
3.25	3.125	1.111	19.741	93.870
3.50	3.375	0.252	4.478	98.348
3.75	3.625	0.092	1.635	99.982
4.00	3.875	0.000	0.000	99.982
5.00	4.500	0.001	0.018	100.000

Statistical Results			
Mean:	2.2880	phi	(0.2048 mm)
Standard Dev:	1.2329	phi-units	(0.4255 mm)
Skewness:	-1.9303	dimensionless	
Kurtosis:	6.6015	dimensionless	
5th Moment:	-21.6012	dimensionless	
6th Moment:	75.6220	dimensionless	
RARD *	0.5389	dimensionless	
Median	2.7175	phi	(0.152 mm)

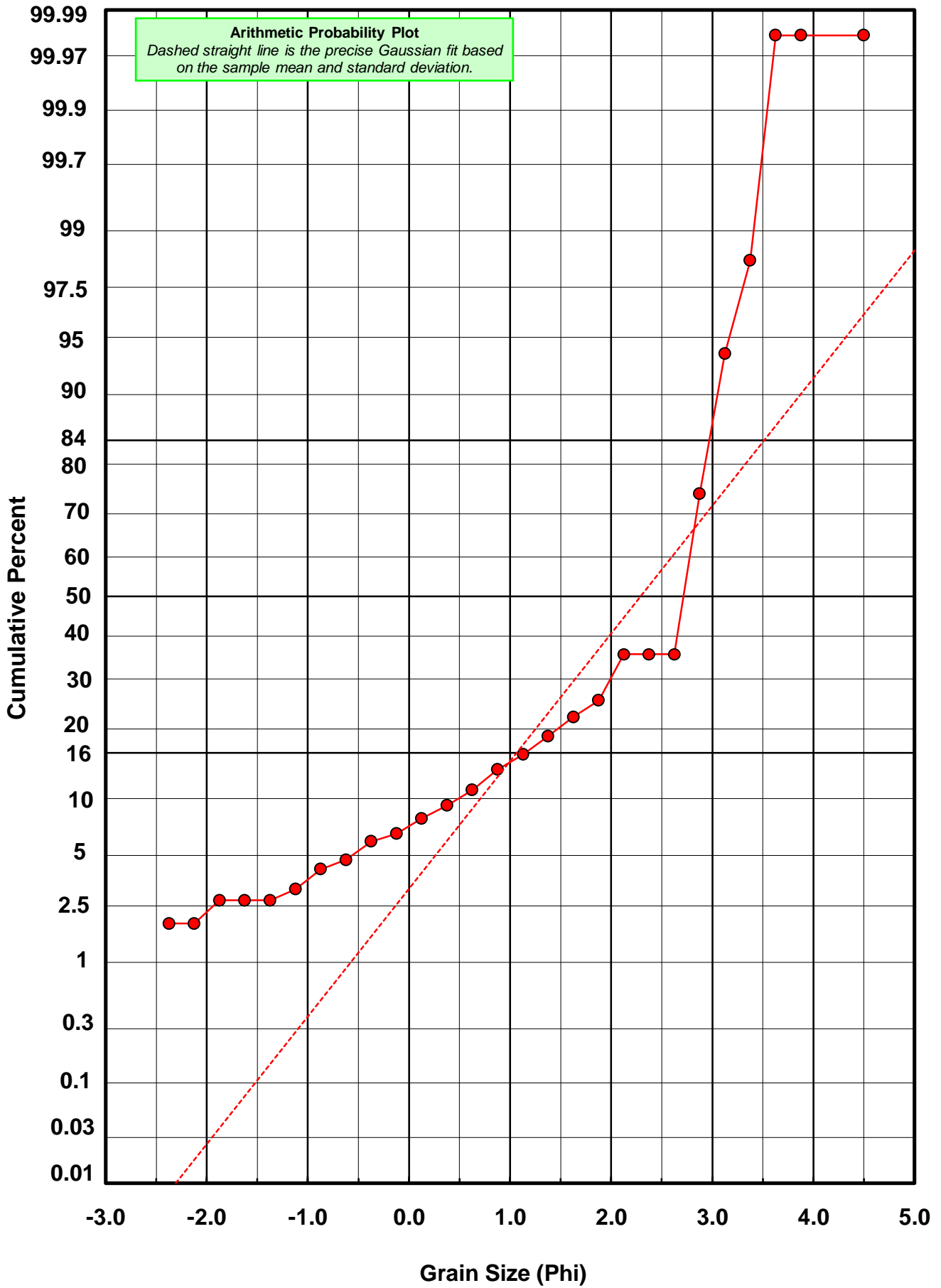
* RARD = reciprocal absolute relative dispersion (see below)

Statistical Explanation	
Calculations based on the Method of Moments	
Skewness: 3rd Stand. Moment; Exact Gaussian = 0.0	
Kurtosis: 4th Stand. Moment; Exact Gaussian = 3.0	
For Further Explanation, See Basille et al. 2002	
Millimeter data calculated by $mm = 2^{-(\phi)}$	

Reciprocal Absolute Relative Dispersion (RARD) Scale	
< 0.5	Excellent homogeneity (e.g., beaches)
0.5 to 1.0	Good homogeneity
1.0 to 1.33	Fair homogeneity
> 1.33	Poor homogeneity (e.g., glacial)



PI-09-BB



Post-Digestion Grain Size Distribution

Onshore Grab Sample

Sample: PI-09-BB

Total Digested Mass: 52.163 grams

% Silica: 94.0 %

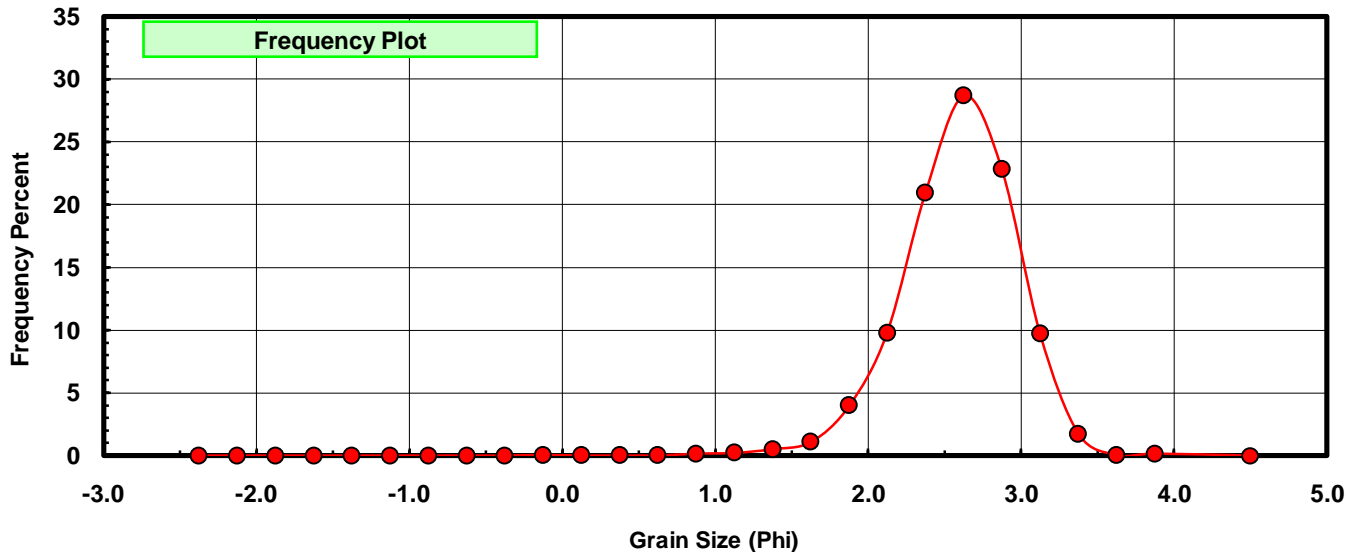
Sieve Size (phi)	Sieve Midpt (phi)	Weight (grams)	Freq Weight %	Cumulative Weight %
-2.25	-2.375	0.000	0.000	0.000
-2.00	-2.125	0.000	0.000	0.000
-1.75	-1.875	0.000	0.000	0.000
-1.50	-1.625	0.000	0.000	0.000
-1.25	-1.375	0.000	0.000	0.000
-1.00	-1.125	0.000	0.000	0.000
-0.75	-0.875	0.000	0.000	0.000
-0.50	-0.625	0.000	0.000	0.000
-0.25	-0.375	0.000	0.000	0.000
0.00	-0.125	0.031	0.059	0.059
0.25	0.125	0.010	0.019	0.079
0.50	0.375	0.012	0.023	0.102
0.75	0.625	0.018	0.035	0.136
1.00	0.875	0.082	0.157	0.293
1.25	1.125	0.113	0.217	0.510
1.50	1.375	0.264	0.506	1.016
1.75	1.625	0.566	1.085	2.101
2.00	1.875	2.081	3.989	6.091
2.25	2.125	5.110	9.796	15.887
2.50	2.375	10.929	20.952	36.838
2.75	2.625	14.960	28.679	65.518
3.00	2.875	11.908	22.828	88.346
3.25	3.125	5.065	9.710	98.056
3.50	3.375	0.902	1.729	99.785
3.75	3.625	0.029	0.056	99.841
4.00	3.875	0.077	0.148	99.988
5.00	4.500	0.006	0.012	100.000

Statistical Results			
Mean:	2.5884	phi	(0.1663 mm)
Standard Dev:	0.3870	phi-units	(0.7647 mm)
Skewness:	-0.8125	dimensionless	
Kurtosis:	5.9739	dimensionless	
5th Moment:	-20.8979	dimensionless	
6th Moment:	133.0609	dimensionless	
RARD *	0.1495	dimensionless	
Median	2.4897	phi	(0.178 mm)

* RARD = reciprocal absolute relative dispersion (see below)

Statistical Explanation	
Calculations based on the Method of Moments	
Skewness: 3rd Stand. Moment; Exact Gaussian = 0.0	
Kurtosis: 4th Stand. Moment; Exact Gaussian = 3.0	
For Further Explanation, See Basille et al. 2002	
Millimeter data calculated by $mm = 2^{-(\phi)}$	

Reciprocal Absolute Relative Dispersion (RARD) Scale	
< 0.5	Excellent homogeneity (e.g., beaches)
0.5 to 1.0	Good homogeneity
1.0 to 1.33	Fair homogeneity
> 1.33	Poor homogeneity (e.g., glacial)



PI-09-BB

