

**Onshore Grab Sample**

**Sample:** PI-04-BB  
**Sample Taken By:** D. Phelps  
**Sample Collected On:** 10/9/09  
**Splits?** N/A

**County:** Pinellas  
**Latitude:** 28° 05' 43.3"  
**Longitude:** 82° 50' 8.3"  
**Datum:** WGS 84  
**Surf. Elev:** N/A  
**Datum:** N/A

**Fine Data Summary**

Total Sample Weight 51.214 grams  
Total Fines in Sample 0.112 grams  
Total Percent Fines 0.22 %

**Dry Sieving Summary**

Total Sample Weight 51.158 grams  
Total Digested Weight 50.510 grams  
Total Carbonate Weight 0.648 grams  
Total Silica % 98.73 %  
Total Carbonate % 1.27 %  
Carbonate/Silica Ratio 0.013

**General Comments:**

None

**Description**

Worked By: M. Ladle

# Pre-Digestion Grain Size Distribution

Onshore Grab Sample

Sample: PI-04-BB

Total Sample Mass: 51.158 grams

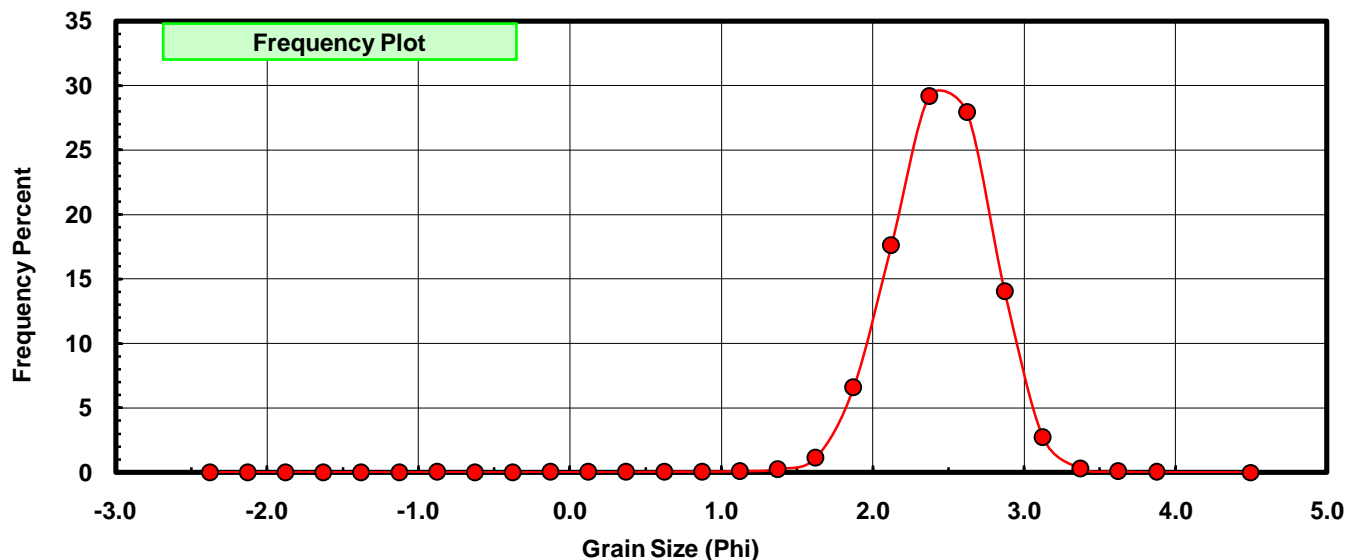
Sieve Size (phi)	Sieve Midpt (phi)	Weight (grams)	Freq Weight %	Cumulative Weight %
-2.25	-2.375	0.000	0.000	0.000
-2.00	-2.125	0.000	0.000	0.000
-1.75	-1.875	0.000	0.000	0.000
-1.50	-1.625	0.000	0.000	0.000
-1.25	-1.375	0.000	0.000	0.000
-1.00	-1.125	0.000	0.000	0.000
-0.75	-0.875	0.002	0.004	0.004
-0.50	-0.625	0.000	0.000	0.004
-0.25	-0.375	0.000	0.000	0.004
0.00	-0.125	0.003	0.006	0.010
0.25	0.125	0.007	0.014	0.023
0.50	0.375	0.009	0.018	0.041
0.75	0.625	0.024	0.047	0.088
1.00	0.875	0.023	0.045	0.133
1.25	1.125	0.046	0.090	0.223
1.50	1.375	0.122	0.238	0.461
1.75	1.625	0.582	1.138	1.599
2.00	1.875	3.367	6.582	8.181
2.25	2.125	9.012	17.616	25.797
2.50	2.375	14.924	29.172	54.969
2.75	2.625	14.283	27.919	82.888
3.00	2.875	7.172	14.019	96.908
3.25	3.125	1.383	2.703	99.611
3.50	3.375	0.153	0.299	99.910
3.75	3.625	0.035	0.068	99.978
4.00	3.875	0.010	0.020	99.998
5.00	4.50	0.001	0.002	100.000

Statistical Results			
Mean:	2.4479	phi	(0.1833 mm)
Standard Dev:	0.3338	phi-units	(0.7934 mm)
Skewness:	-0.4114	dimensionless	
Kurtosis:	4.7602	dimensionless	
5th Moment:	-13.9959	dimensionless	
6th Moment:	113.4835	dimensionless	
RARD *	0.1364	dimensionless	
Median	2.3324	phi	(0.1986 mm)

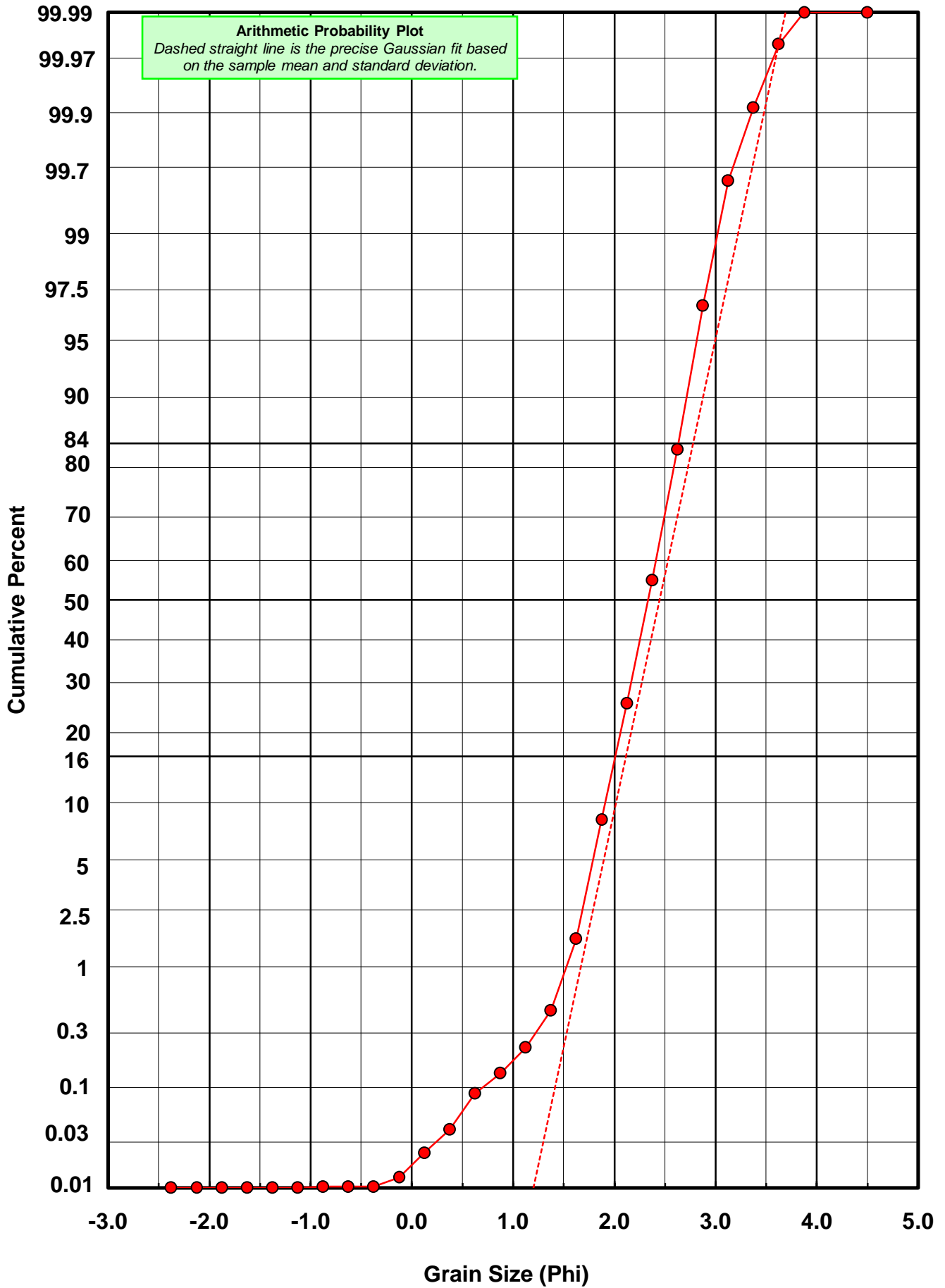
\* RARD = reciprocal absolute relative dispersion (see below)

Statistical Explanation	
Calculations based on the Method of Moments	
Skewness: 3rd Stand. Moment; Exact Gaussian = 0.0	
Kurtosis: 4th Stand. Moment; Exact Gaussian = 3.0	
For Further Explanation, See Basille et al. 2002	
Millimeter data calculated by $mm = 2^{-(\phi)}$	

Reciprocal Absolute Relative Dispersion (RARD) Scale	
< 0.5	Excellent homogeneity (e.g., beaches)
0.5 to 1.0	Good homogeneity
1.0 to 1.33	Fair homogeneity
> 1.33	Poor homogeneity (e.g., glacial)



# PI-04-BB



# Carbonate Grain Size Distribution

Onshore Grab Sample

Sample: PI-04-BB

Total Carbonate Mass: 2.219 grams

% Carbonate: 1.3 %

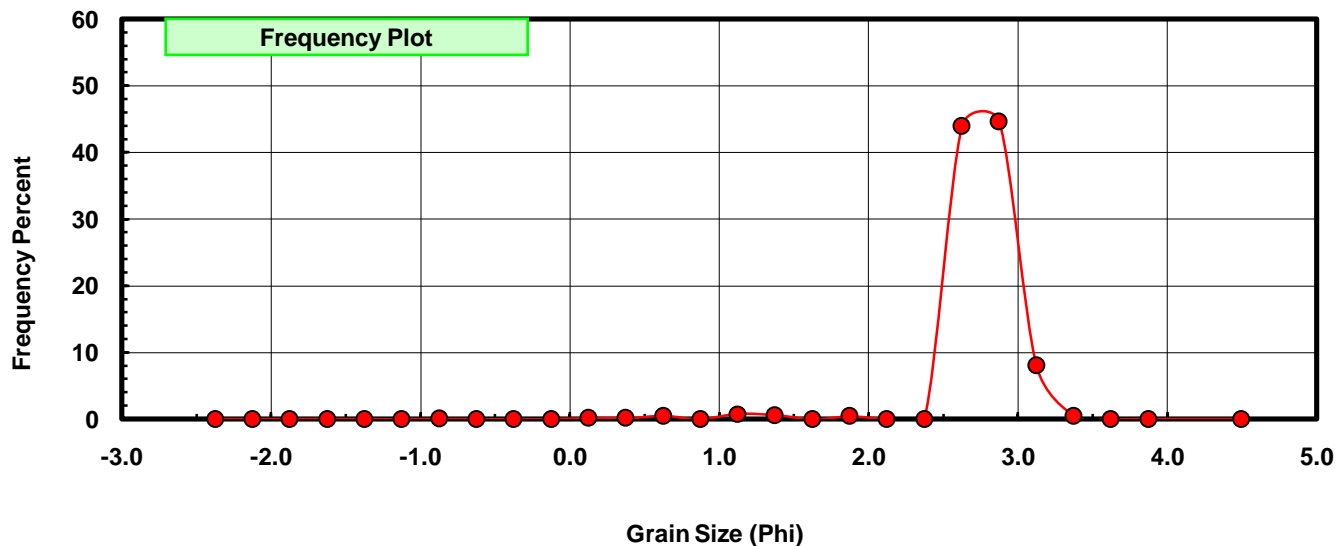
Sieve Size (phi)	Sieve Midpt (phi)	Weight (grams)	Freq Weight %	Cumulative Weight %
-2.25	-2.375	0.000	0.000	0.000
-2.00	-2.125	0.000	0.000	0.000
-1.75	-1.875	0.000	0.000	0.000
-1.50	-1.625	0.000	0.000	0.000
-1.25	-1.375	0.000	0.000	0.000
-1.00	-1.125	0.000	0.000	0.000
-0.75	-0.875	0.002	0.090	0.090
-0.50	-0.625	0.000	0.000	0.090
-0.25	-0.375	0.000	0.000	0.090
0.00	-0.125	0.000	0.000	0.090
0.25	0.125	0.004	0.180	0.270
0.50	0.375	0.004	0.180	0.451
0.75	0.625	0.011	0.496	0.946
1.00	0.875	0.000	0.000	0.946
1.25	1.125	0.018	0.811	1.758
1.50	1.375	0.013	0.586	2.343
1.75	1.625	0.000	0.000	2.343
2.00	1.875	0.010	0.451	2.794
2.25	2.125	0.000	0.000	2.794
2.50	2.375	0.000	0.000	2.794
2.75	2.625	0.976	43.984	46.778
3.00	2.875	0.991	44.660	91.438
3.25	3.125	0.179	8.067	99.504
3.50	3.375	0.011	0.496	100.000
3.75	3.625	0.000	0.000	100.000
4.00	3.875	0.000	0.000	100.000
5.00	4.500	0.000	0.000	100.000

Statistical Results			
Mean:	2.7362	phi	(0.1501 mm)
Standard Dev:	0.3460	phi-units	(0.7868 mm)
Skewness:	-4.5846	dimensionless	
Kurtosis:	32.9225	dimensionless	
5th Moment:	-247.8769	dimensionless	
6th Moment:	2042.3821	dimensionless	
RARD *	0.1264	dimensionless	
Median	2.6430	phi	(0.1601 mm)

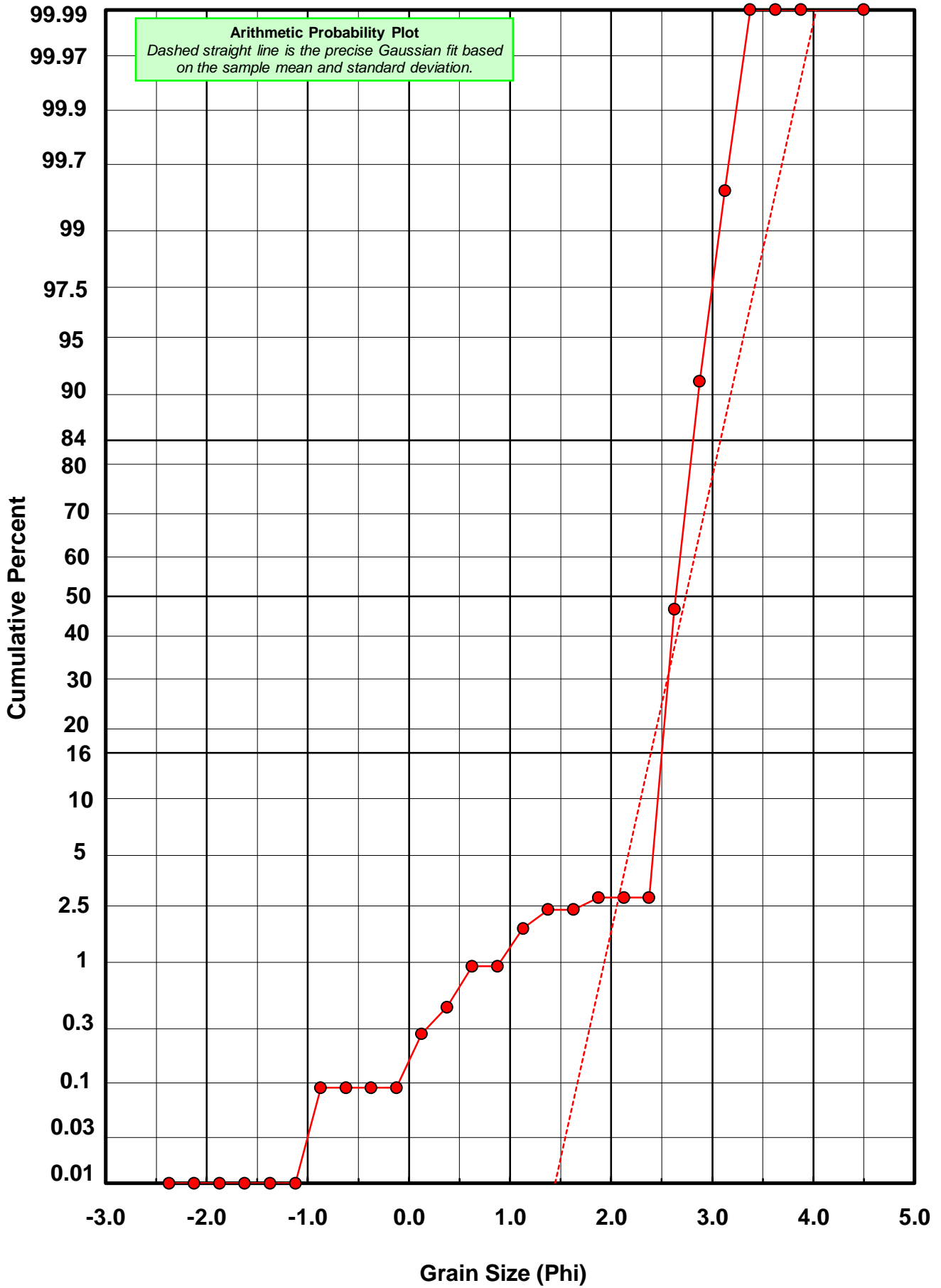
\* RARD = reciprocal absolute relative dispersion (see below)

Statistical Explanation	
Calculations based on the Method of Moments	
Skewness: 3rd Stand. Moment; Exact Gaussian = 0.0	
Kurtosis: 4th Stand. Moment; Exact Gaussian = 3.0	
For Further Explanation, See Basille et al. 2002	
Millimeter data calculated by $mm = 2^{-(\phi)}$	

Reciprocal Absolute Relative Dispersion (RARD) Scale	
< 0.5	Excellent homogeneity (e.g., beaches)
0.5 to 1.0	Good homogeneity
1.0 to 1.33	Fair homogeneity
> 1.33	Poor homogeneity (e.g., glacial)



# PI-04-BB



# Post-Digestion Grain Size Distribution

Onshore Grab Sample

Sample: PI-04-BB

Total Digested Mass: 50.510 grams

% Silica: 98.7 %

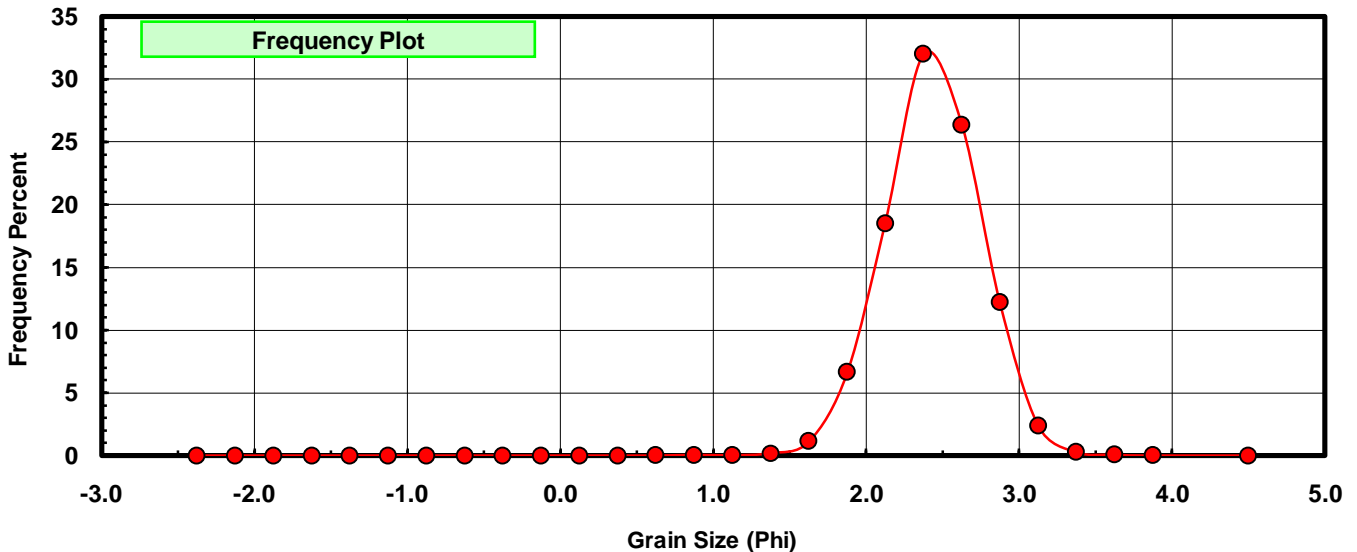
Sieve Size (phi)	Sieve Midpt (phi)	Weight (grams)	Freq Weight %	Cumulative Weight %
-2.25	-2.375	0.000	0.000	0.000
-2.00	-2.125	0.000	0.000	0.000
-1.75	-1.875	0.000	0.000	0.000
-1.50	-1.625	0.000	0.000	0.000
-1.25	-1.375	0.000	0.000	0.000
-1.00	-1.125	0.000	0.000	0.000
-0.75	-0.875	0.000	0.000	0.000
-0.50	-0.625	0.000	0.000	0.000
-0.25	-0.375	0.000	0.000	0.000
0.00	-0.125	0.005	0.010	0.010
0.25	0.125	0.003	0.006	0.016
0.50	0.375	0.005	0.010	0.026
0.75	0.625	0.013	0.026	0.051
1.00	0.875	0.025	0.049	0.101
1.25	1.125	0.028	0.055	0.156
1.50	1.375	0.109	0.216	0.372
1.75	1.625	0.582	1.152	1.524
2.00	1.875	3.357	6.646	8.171
2.25	2.125	9.342	18.495	26.666
2.50	2.375	16.153	31.980	58.646
2.75	2.625	13.307	26.345	84.991
3.00	2.875	6.181	12.237	97.228
3.25	3.125	1.204	2.384	99.612
3.50	3.375	0.142	0.281	99.893
3.75	3.625	0.039	0.077	99.970
4.00	3.875	0.011	0.022	99.992
5.00	4.500	0.004	0.008	100.000

Statistical Results			
Mean:	2.4315	phi	(0.1854 mm)
Standard Dev:	0.3242	phi-units	(0.7987 mm)
Skewness:	-0.2309	dimensionless	
Kurtosis:	4.3685	dimensionless	
5th Moment:	-7.5149	dimensionless	
6th Moment:	76.4772	dimensionless	
RARD *	0.1333	dimensionless	
Median	2.3074	phi	(0.202 mm)

\* RARD = reciprocal absolute relative dispersion (see below)

Statistical Explanation	
Calculations based on the Method of Moments	
Skewness: 3rd Stand. Moment; Exact Gaussian = 0.0	
Kurtosis: 4th Stand. Moment; Exact Gaussian = 3.0	
For Further Explanation, See Basille et al. 2002	
Millimeter data calculated by $mm = 2^{-(\phi)}$	

Reciprocal Absolute Relative Dispersion (RARD) Scale	
< 0.5	Excellent homogeneity (e.g., beaches)
0.5 to 1.0	Good homogeneity
1.0 to 1.33	Fair homogeneity
> 1.33	Poor homogeneity (e.g., glacial)



# PI-04-BB

