

Onshore Grab Sample

Sample: PI-03
Sample Taken By: D. Phelps
Sample Collected On: 11/3/09
Splits? N/A

County: Pinellas
Latitude: 28° 06' 30.7"
Longitude: 82° 50' 9.0"
Datum: WGS 84
Surf. Elev: N/A
Datum: N/A

Fine Data Summary

Total Sample Weight 57.016 grams
Total Fines in Sample 0.531 grams
Total Percent Fines 0.92 %

Dry Sieving Summary

Total Sample Weight 56.351 grams
Total Digested Weight 55.504 grams
Total Carbonate Weight 0.847 grams
Total Silica % 98.50 %
Total Carbonate % 1.50 %
Carbonate/Silica Ratio 0.015

General Comments:

None

Description

Worked By: M. Ladle

Pre-Digestion Grain Size Distribution

Onshore Grab Sample

Sample: PI-03

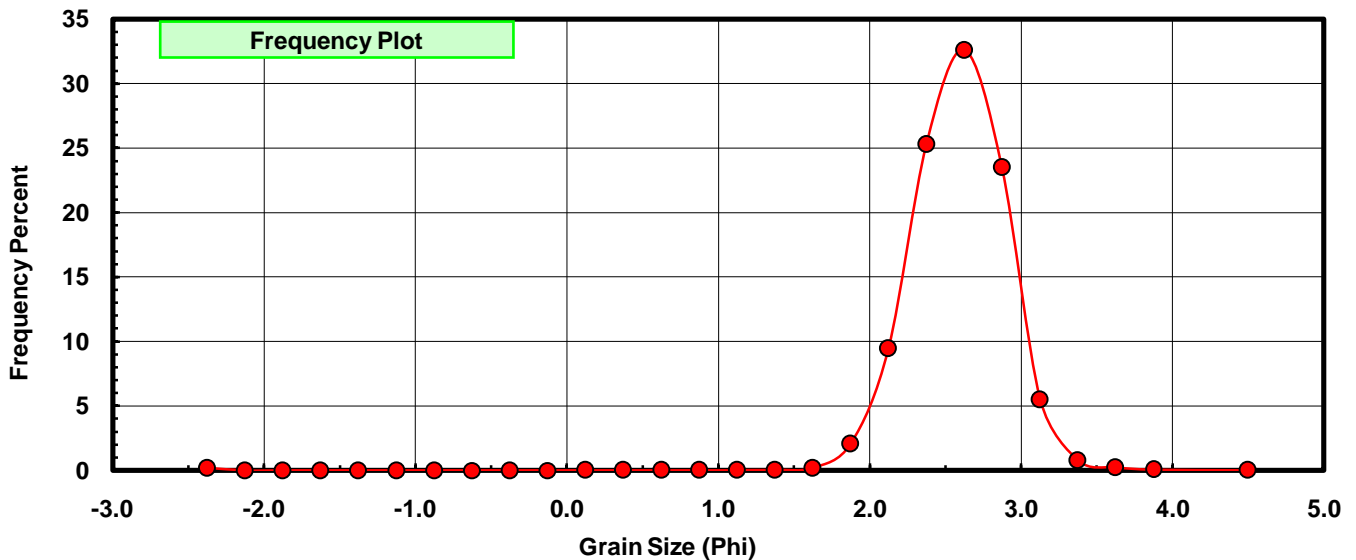
Total Sample Mass: 56.351 grams

Sieve Size (phi)	Sieve Midpt (phi)	Weight (grams)	Freq Weight %	Cumulative Weight %
-2.25	-2.375	0.101	0.179	0.179
-2.00	-2.125	0.000	0.000	0.179
-1.75	-1.875	0.000	0.000	0.179
-1.50	-1.625	0.000	0.000	0.179
-1.25	-1.375	0.000	0.000	0.179
-1.00	-1.125	0.000	0.000	0.179
-0.75	-0.875	0.000	0.000	0.179
-0.50	-0.625	0.001	0.002	0.181
-0.25	-0.375	0.000	0.000	0.181
0.00	-0.125	0.001	0.002	0.183
0.25	0.125	0.004	0.007	0.190
0.50	0.375	0.003	0.005	0.195
0.75	0.625	0.006	0.011	0.206
1.00	0.875	0.008	0.014	0.220
1.25	1.125	0.007	0.012	0.232
1.50	1.375	0.017	0.030	0.263
1.75	1.625	0.106	0.188	0.451
2.00	1.875	1.163	2.064	2.515
2.25	2.125	5.342	9.480	11.994
2.50	2.375	14.246	25.281	37.275
2.75	2.625	18.371	32.601	69.876
3.00	2.875	13.249	23.512	93.388
3.25	3.125	3.101	5.503	98.891
3.50	3.375	0.448	0.795	99.686
3.75	3.625	0.134	0.238	99.924
4.00	3.875	0.037	0.066	99.989
5.00	4.50	0.006	0.011	100.000

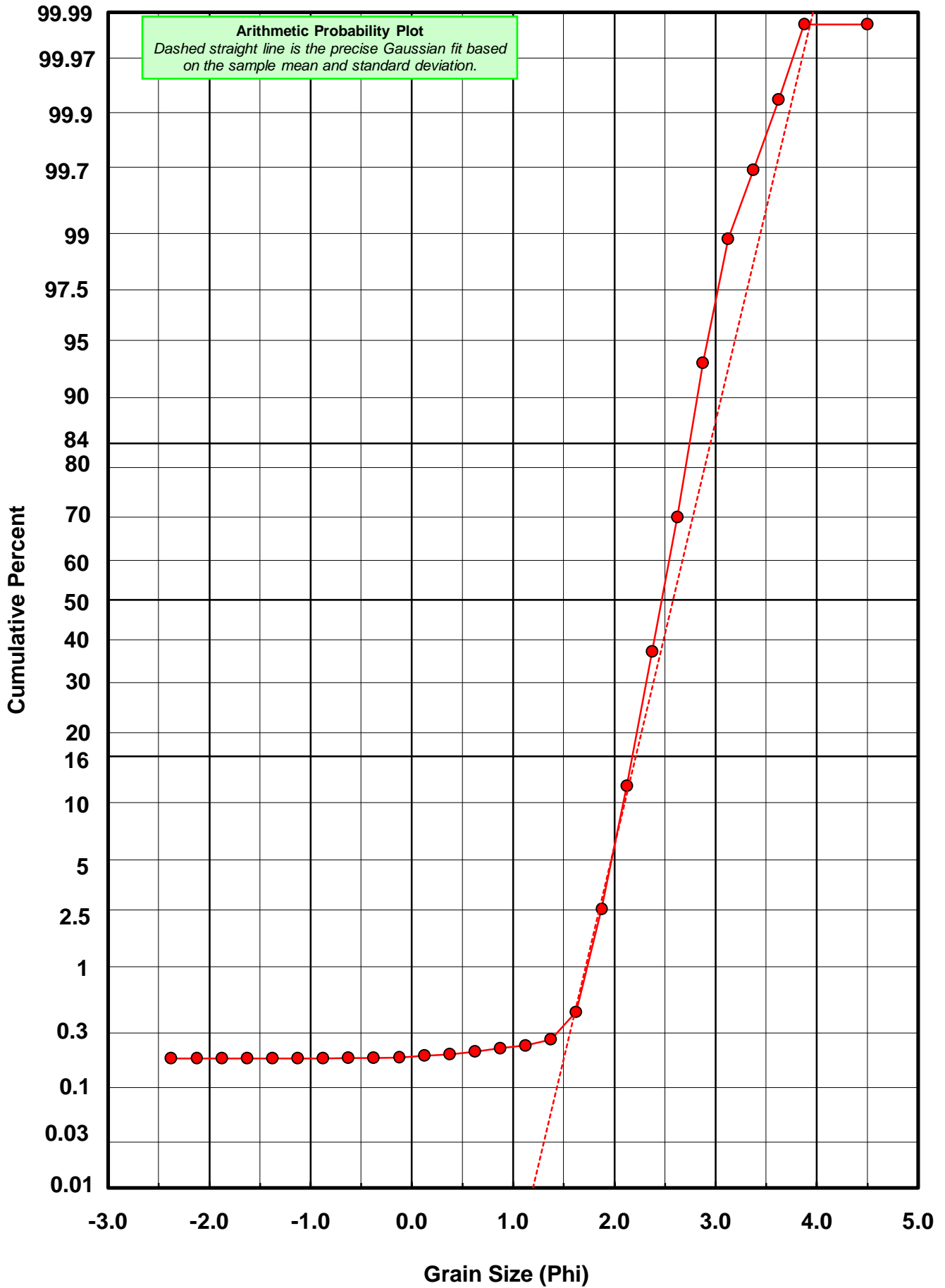
Statistical Results			
Mean:	2.5823	phi	(0.167 mm)
Standard Dev:	0.3712	phi-units	(0.7732 mm)
Skewness:	-4.3812	dimensionless	
Kurtosis:	60.0833	dimensionless	
5th Moment:	-778.0243	dimensionless	
6th Moment:	#####	dimensionless	
RARD *	0.1437	dimensionless	
Median	2.4726	phi	(0.1802 mm)
* RARD = reciprocal absolute relative dispersion (see below)			

Statistical Explanation	
Calculations based on the Method of Moments	
Skewness: 3rd Stand. Moment; Exact Gaussian = 0.0	
Kurtosis: 4th Stand. Moment; Exact Gaussian = 3.0	
For Further Explanation, See Basille et al. 2002	
Millimeter data calculated by $mm = 2^{-(\phi)}$	

Reciprocal Absolute Relative Dispersion (RARD) Scale	
< 0.5	Excellent homogeneity (e.g., beaches)
0.5 to 1.0	Good homogeneity
1.0 to 1.33	Fair homogeneity
> 1.33	Poor homogeneity (e.g., glacial)



PI-03



Carbonate Grain Size Distribution

Onshore Grab Sample

Sample: PI-03

Total Carbonate Mass: 5.742 grams

% Carbonate: 1.5 %

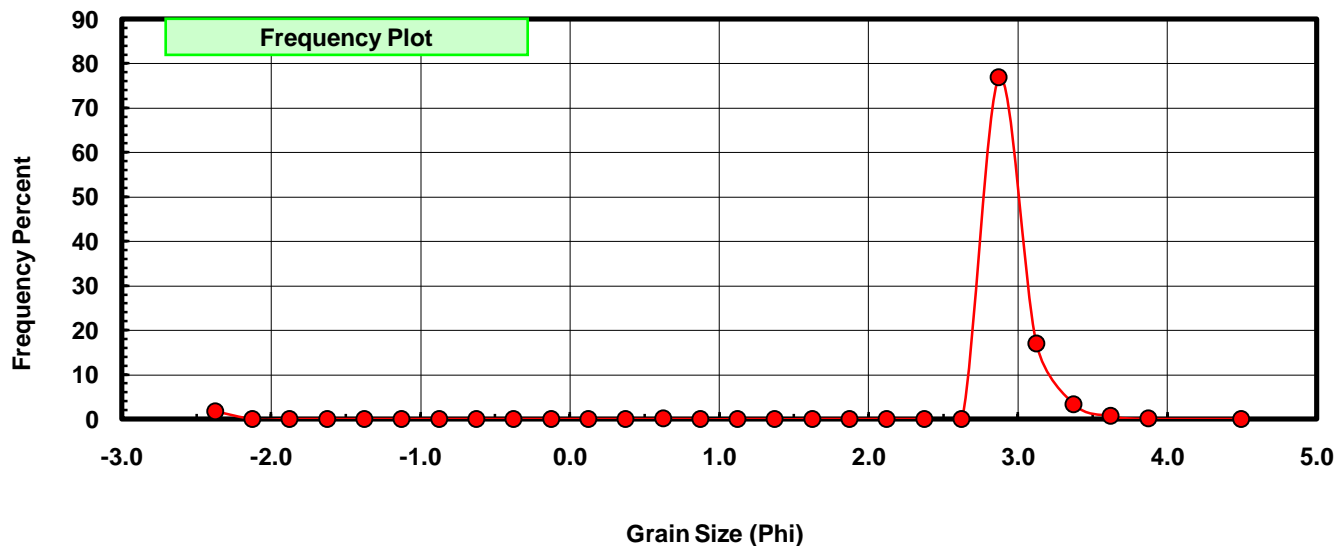
Sieve Size (phi)	Sieve Midpt (phi)	Weight (grams)	Freq Weight %	Cumulative Weight %
-2.25	-2.375	0.101	1.759	1.759
-2.00	-2.125	0.000	0.000	1.759
-1.75	-1.875	0.000	0.000	1.759
-1.50	-1.625	0.000	0.000	1.759
-1.25	-1.375	0.000	0.000	1.759
-1.00	-1.125	0.000	0.000	1.759
-0.75	-0.875	0.000	0.000	1.759
-0.50	-0.625	0.001	0.017	1.776
-0.25	-0.375	0.000	0.000	1.776
0.00	-0.125	0.001	0.017	1.794
0.25	0.125	0.003	0.052	1.846
0.50	0.375	0.003	0.052	1.898
0.75	0.625	0.005	0.087	1.985
1.00	0.875	0.000	0.000	1.985
1.25	1.125	0.002	0.035	2.020
1.50	1.375	0.000	0.000	2.020
1.75	1.625	0.000	0.000	2.020
2.00	1.875	0.000	0.000	2.020
2.25	2.125	0.000	0.000	2.020
2.50	2.375	0.000	0.000	2.020
2.75	2.625	0.000	0.000	2.020
3.00	2.875	4.412	76.837	78.858
3.25	3.125	0.979	17.050	95.907
3.50	3.375	0.190	3.309	99.216
3.75	3.625	0.037	0.644	99.861
4.00	3.875	0.008	0.139	100.000
5.00	4.500	0.000	0.000	100.000

Statistical Results			
Mean:	2.8416	phi	(0.1395 mm)
Standard Dev:	0.7239	phi-units	(0.6055 mm)
Skewness:	-6.6556	dimensionless	
Kurtosis:	47.8639	dimensionless	
5th Moment:	-343.3155	dimensionless	
6th Moment:	2469.1802	dimensionless	
RARD *	0.2548	dimensionless	
Median	2.7811	phi	(0.1455 mm)

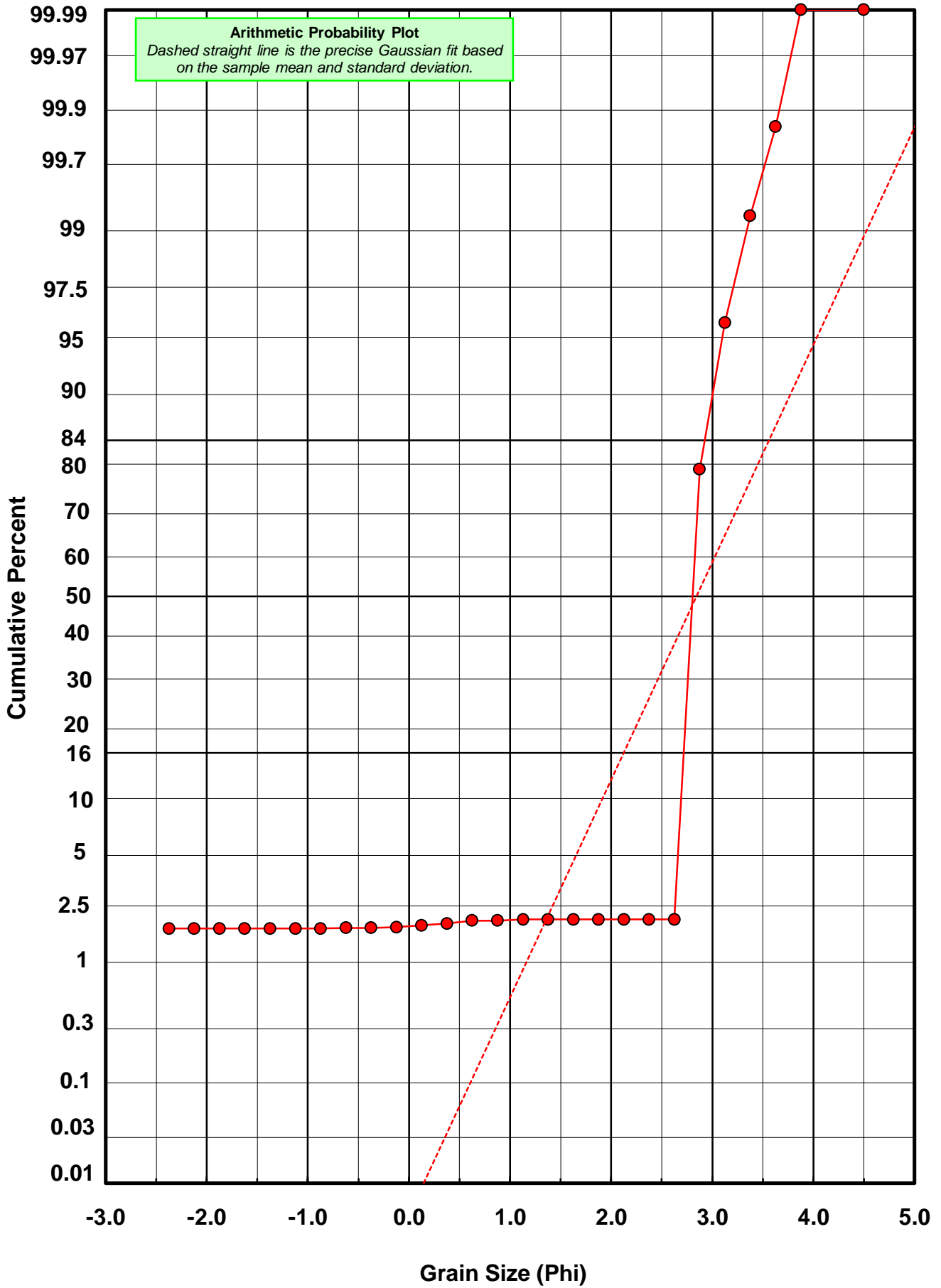
* RARD = reciprocal absolute relative dispersion (see below)

Statistical Explanation	
Calculations based on the Method of Moments	
Skewness: 3rd Stand. Moment; Exact Gaussian = 0.0	
Kurtosis: 4th Stand. Moment; Exact Gaussian = 3.0	
For Further Explanation, See Basille et al. 2002	
Millimeter data calculated by $mm = 2^{-(\phi)}$	

Reciprocal Absolute Relative Dispersion (RARD) Scale	
< 0.5	Excellent homogeneity (e.g., beaches)
0.5 to 1.0	Good homogeneity
1.0 to 1.33	Fair homogeneity
> 1.33	Poor homogeneity (e.g., glacial)



PI-03



Post-Digestion Grain Size Distribution

Onshore Grab Sample

Sample: PI-03

Total Digested Mass: 55.504 grams

% Silica: 98.5 %

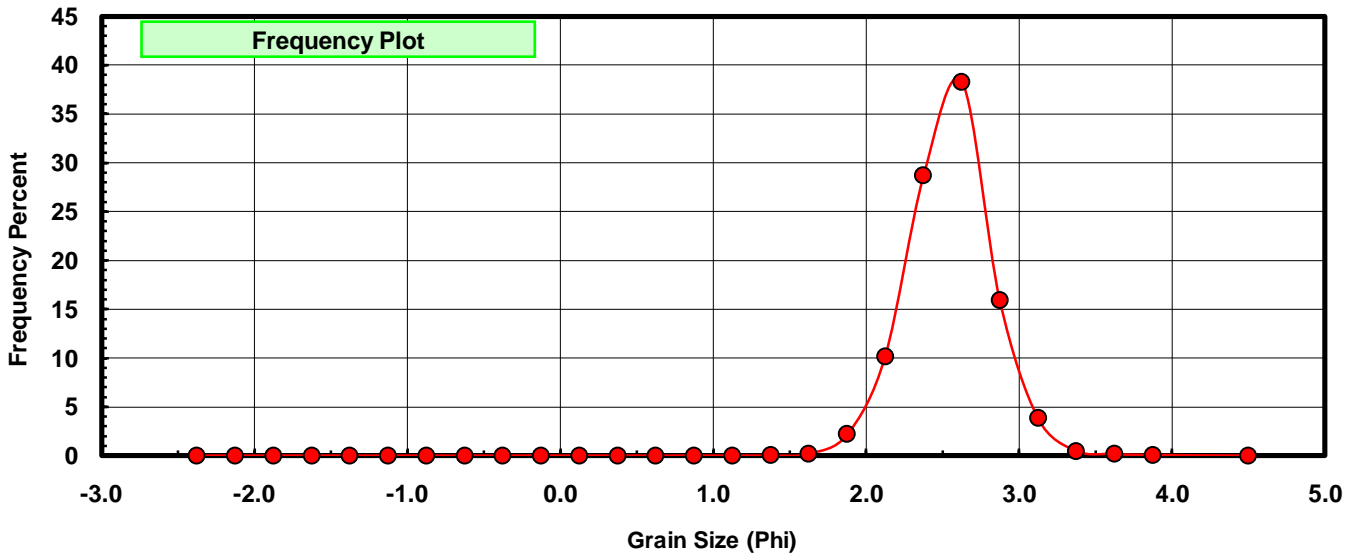
Sieve Size (phi)	Sieve Midpt (phi)	Weight (grams)	Freq Weight %	Cumulative Weight %
-2.25	-2.375	0.000	0.000	0.000
-2.00	-2.125	0.000	0.000	0.000
-1.75	-1.875	0.000	0.000	0.000
-1.50	-1.625	0.000	0.000	0.000
-1.25	-1.375	0.000	0.000	0.000
-1.00	-1.125	0.000	0.000	0.000
-0.75	-0.875	0.000	0.000	0.000
-0.50	-0.625	0.000	0.000	0.000
-0.25	-0.375	0.000	0.000	0.000
0.00	-0.125	0.000	0.000	0.000
0.25	0.125	0.001	0.002	0.002
0.50	0.375	0.000	0.000	0.002
0.75	0.625	0.001	0.002	0.004
1.00	0.875	0.008	0.014	0.018
1.25	1.125	0.005	0.009	0.027
1.50	1.375	0.017	0.031	0.058
1.75	1.625	0.114	0.205	0.263
2.00	1.875	1.223	2.203	2.466
2.25	2.125	5.630	10.143	12.610
2.50	2.375	15.908	28.661	41.271
2.75	2.625	21.248	38.282	79.553
3.00	2.875	8.837	15.921	95.474
3.25	3.125	2.122	3.823	99.297
3.50	3.375	0.258	0.465	99.762
3.75	3.625	0.097	0.175	99.937
4.00	3.875	0.029	0.052	99.989
5.00	4.500	0.006	0.011	100.000

Statistical Results			
Mean:	2.5482	phi	(0.171 mm)
Standard Dev:	0.2822	phi-units	(0.8223 mm)
Skewness:	0.0258	dimensionless	
Kurtosis:	4.2150	dimensionless	
5th Moment:	0.9382	dimensionless	
6th Moment:	56.1027	dimensionless	
RARD *	0.1107	dimensionless	
Median	2.4320	phi	(0.1853 mm)

* RARD = reciprocal absolute relative dispersion (see below)

Statistical Explanation	
Calculations based on the Method of Moments	
Skewness: 3rd Stand. Moment; Exact Gaussian = 0.0	
Kurtosis: 4th Stand. Moment; Exact Gaussian = 3.0	
For Further Explanation, See Basille et al. 2002	
Millimeter data calculated by $mm = 2^{-(\phi)}$	

Reciprocal Absolute Relative Dispersion (RARD) Scale	
< 0.5	Excellent homogeneity (e.g., beaches)
0.5 to 1.0	Good homogeneity
1.0 to 1.33	Fair homogeneity
> 1.33	Poor homogeneity (e.g., glacial)



PI-03

