

Onshore Grab Sample

Sample: PI-02-BB
Sample Taken By: D. Phelps
Sample Collected On: 11/3/09
Splits? N/A

County: Pinellas
Latitude: 28° 07' 24.2"
Longitude: 82° 50' 20.9"
Datum: WGS 84
Surf. Elev: N/A
Datum: N/A

Fine Data Summary

Total Sample Weight 67.098 grams
Total Fines in Sample 0.403 grams
Total Percent Fines 0.60 %

Dry Sieving Summary

Total Sample Weight 66.618 grams
Total Digested Weight 65.385 grams
Total Carbonate Weight 1.233 grams
Total Silica % 98.15 %
Total Carbonate % 1.85 %
Carbonate/Silica Ratio 0.019

General Comments:

<-2.25 phi: weight of a single mollusk shell

Description

Worked By: M. Ladle

Pre-Digestion Grain Size Distribution

Onshore Grab Sample

Sample: PI-02-BB

Total Sample Mass: 66.618 grams

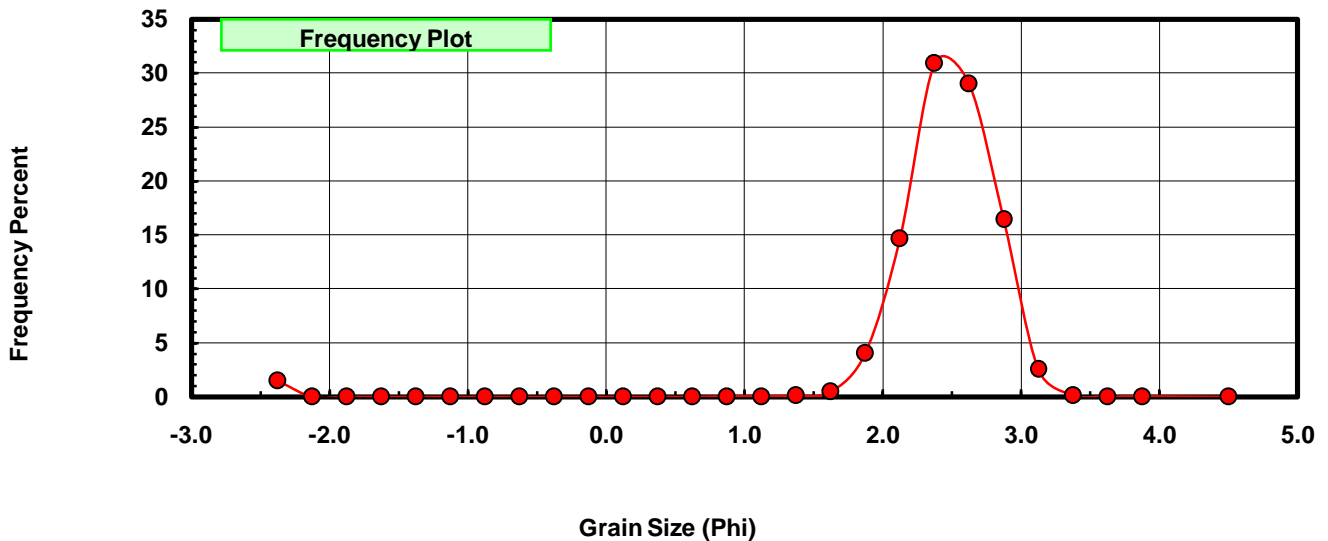
Sieve Size (phi)	Sieve Midpt (phi)	Weight (grams)	Freq Weight %	Cumulative Weight %
-2.25	-2.375	0.995	1.494	1.494
-2.00	-2.125	0.000	0.000	1.494
-1.75	-1.875	0.000	0.000	1.494
-1.50	-1.625	0.000	0.000	1.494
-1.25	-1.375	0.000	0.000	1.494
-1.00	-1.125	0.000	0.000	1.494
-0.75	-0.875	0.000	0.000	1.494
-0.50	-0.625	0.000	0.000	1.494
-0.25	-0.375	0.004	0.006	1.500
0.00	-0.125	0.000	0.000	1.500
0.25	0.125	0.003	0.005	1.504
0.50	0.375	0.005	0.008	1.512
0.75	0.625	0.007	0.011	1.522
1.00	0.875	0.016	0.024	1.546
1.25	1.125	0.023	0.035	1.581
1.50	1.375	0.070	0.105	1.686
1.75	1.625	0.322	0.483	2.169
2.00	1.875	2.713	4.072	6.242
2.25	2.125	9.776	14.675	20.916
2.50	2.375	20.593	30.912	51.828
2.75	2.625	19.328	29.013	80.842
3.00	2.875	10.934	16.413	97.254
3.25	3.125	1.699	2.550	99.805
3.50	3.375	0.102	0.153	99.958
3.75	3.625	0.011	0.017	99.974
4.00	3.875	0.012	0.018	99.992
5.00	4.50	0.005	0.008	100.000

Statistical Results			
Mean:	2.4168	phi	(0.1873 mm)
Standard Dev:	0.6659	phi-units	(0.6303 mm)
Skewness:	-5.6090	dimensionless	
Kurtosis:	40.8379	dimensionless	
5th Moment:	-292.642	dimensionless	
6th Moment:	2105.893	dimensionless	
RARD *	0.2755	dimensionless	
Median	2.3602	phi	(0.1948 mm)

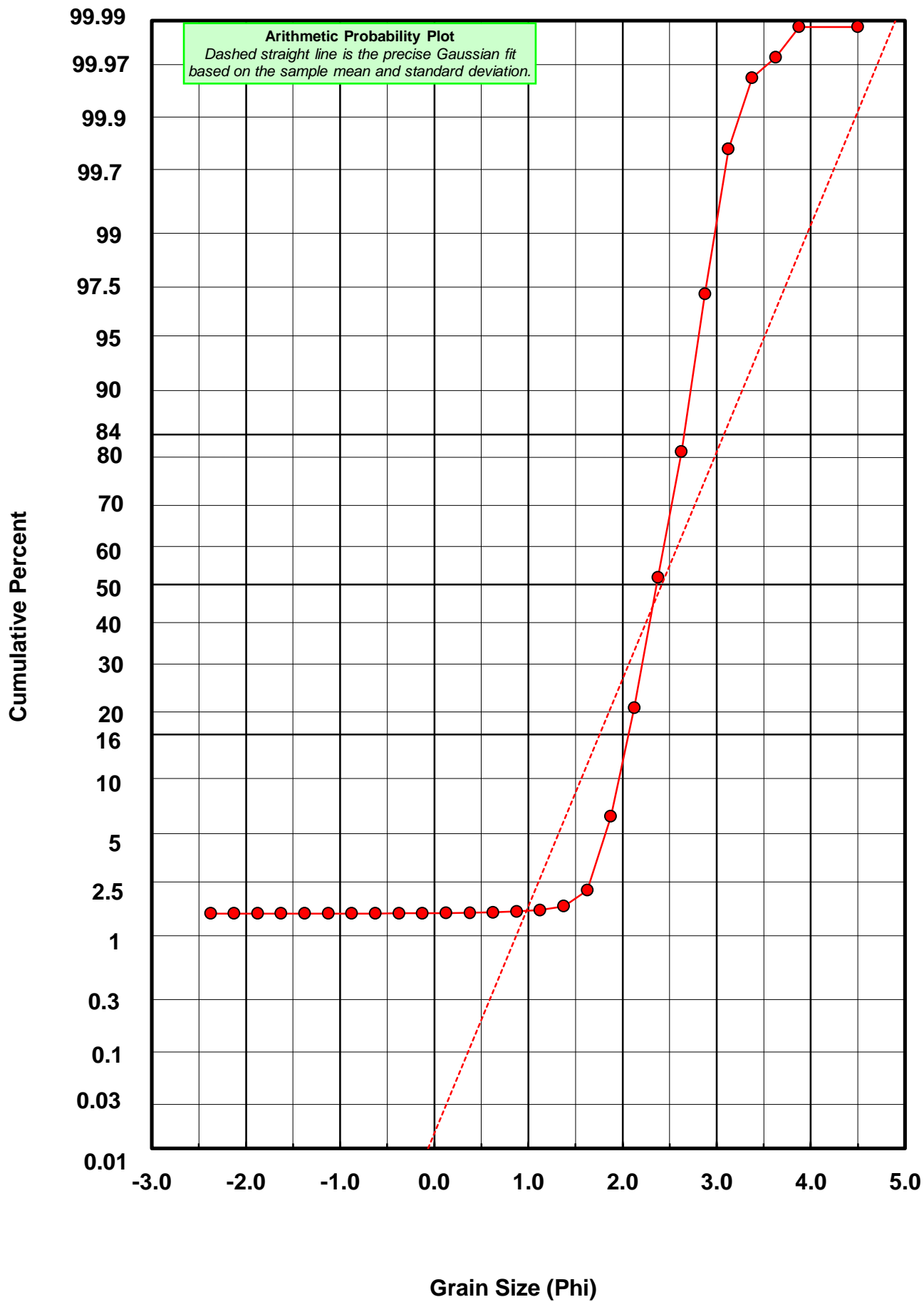
* RARD = reciprocal absolute relative dispersion (see below)

Statistical Explanation	
Calculations based on the Method of Moments	
Skewness: 3rd Stand. Moment; Exact Gaussian = 0.0	
Kurtosis: 4th Stand. Moment; Exact Gaussian = 3.0	
For Further Explanation, See Basille et al. 2002	
Millimeter data calculated by $mm = 2^{(-phi)}$	

Reciprocal Absolute Relative Dispersion (RARD) Scale	
< 0.5	Excellent homogeneity (e.g., beaches)
0.5 to 1.0	Good homogeneity
1.0 to 1.33	Fair homogeneity
> 1.33	Poor homogeneity (e.g., glacial)



PI-02-BB



Carbonate Grain Size Distribution

Onshore Grab Sample

Sample: PI-02-BB

Total Carbonate Mass: 6.851 grams

% Carbonate: 1.9 %

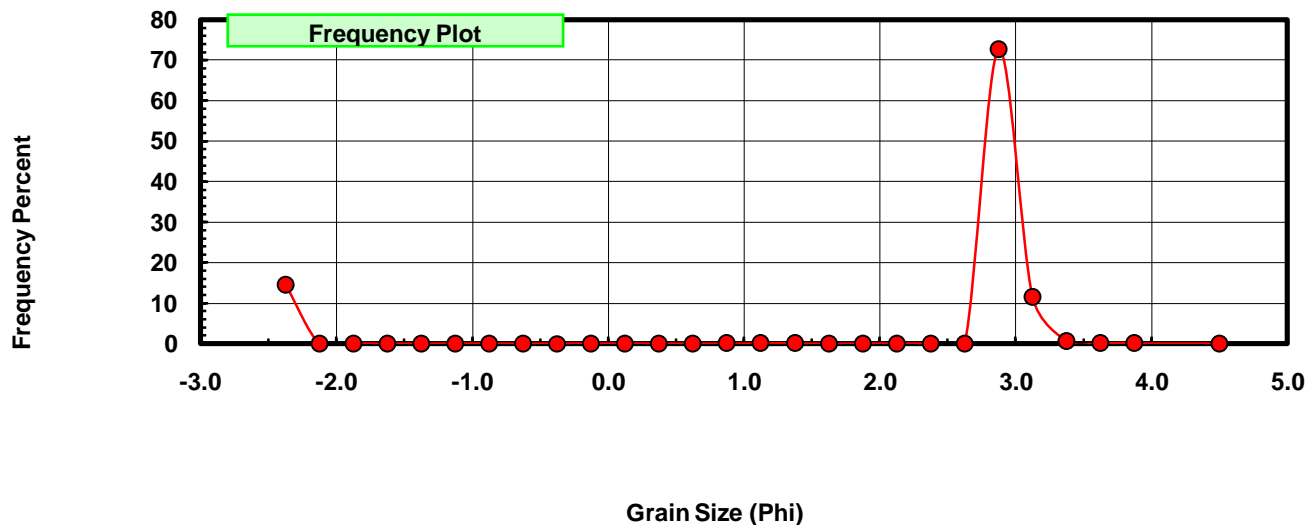
Sieve Size (phi)	Sieve Midpt (phi)	Weight (grams)	Freq Weight %	Cumulative Weight %
-2.25	-2.375	0.995	14.523	14.523
-2.00	-2.125	0.000	0.000	14.523
-1.75	-1.875	0.000	0.000	14.523
-1.50	-1.625	0.000	0.000	14.523
-1.25	-1.375	0.000	0.000	14.523
-1.00	-1.125	0.000	0.000	14.523
-0.75	-0.875	0.000	0.000	14.523
-0.50	-0.625	0.000	0.000	14.523
-0.25	-0.375	0.004	0.058	14.582
0.00	-0.125	0.000	0.000	14.582
0.25	0.125	0.001	0.015	14.596
0.50	0.375	0.001	0.015	14.611
0.75	0.625	0.001	0.015	14.626
1.00	0.875	0.007	0.102	14.728
1.25	1.125	0.008	0.117	14.845
1.50	1.375	0.009	0.131	14.976
1.75	1.625	0.000	0.000	14.976
2.00	1.875	0.000	0.000	14.976
2.25	2.125	0.000	0.000	14.976
2.50	2.375	0.000	0.000	14.976
2.75	2.625	0.000	0.000	14.976
3.00	2.875	4.976	72.632	87.608
3.25	3.125	0.790	11.531	99.139
3.50	3.375	0.043	0.628	99.766
3.75	3.625	0.006	0.088	99.854
4.00	3.875	0.009	0.131	99.985
5.00	4.500	0.001	0.015	100.000

Statistical Results			
Mean:	2.1376	phi	(0.2273 mm)
Standard Dev:	1.8681	phi-units	(0.2739 mm)
Skewness:	-1.9843	dimensionless	
Kurtosis:	4.9774	dimensionless	
5th Moment:	-11.9347	dimensionless	
6th Moment:	28.8677	dimensionless	
RARD *	0.8739	dimensionless	
Median	2.7456	phi	(0.1491 mm)

* RARD = reciprocal absolute relative dispersion (see below)

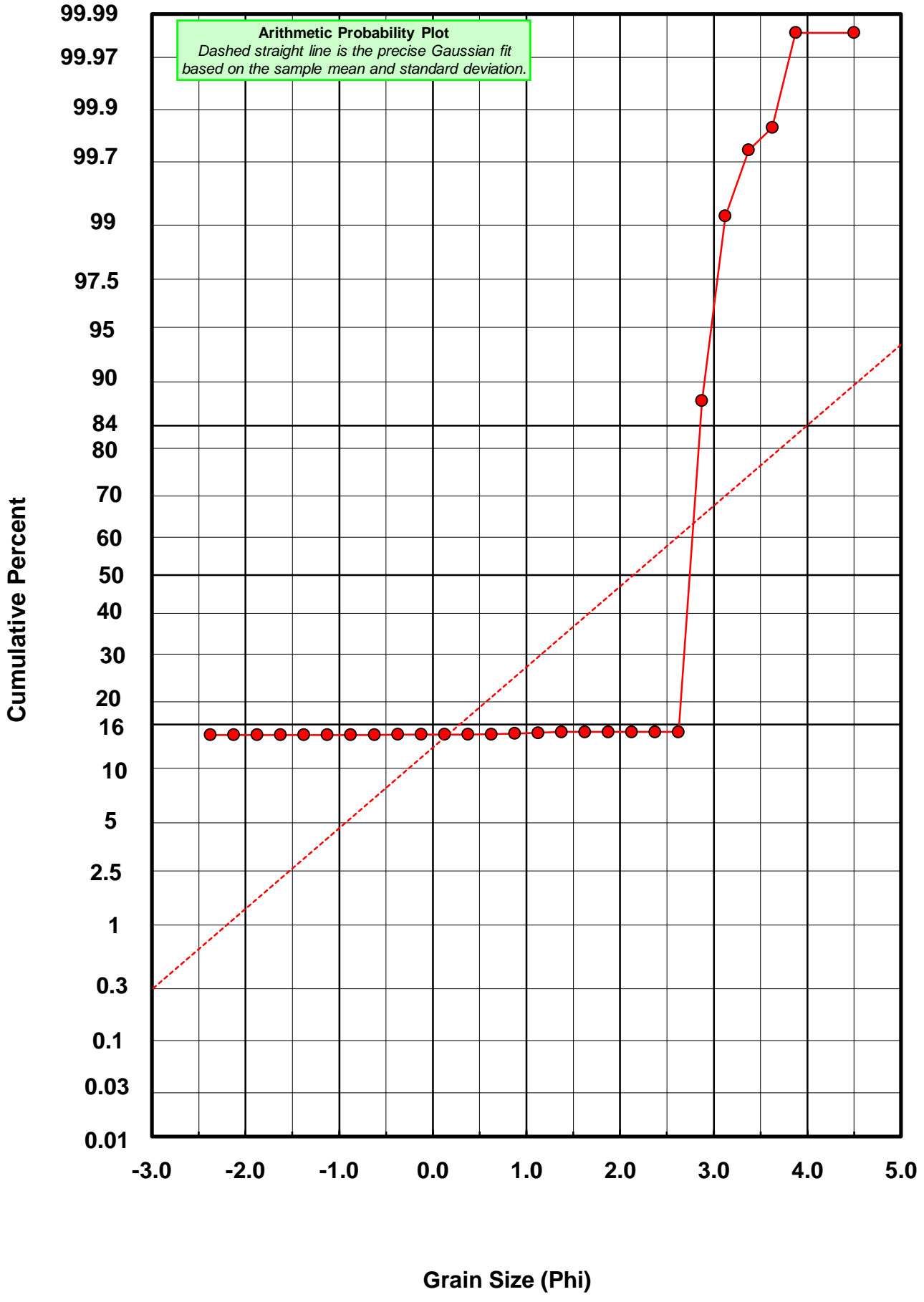
Statistical Explanation	
Calculations based on the Method of Moments	
Skewness: 3rd Stand. Moment; Exact Gaussian = 0.0	
Kurtosis: 4th Stand. Moment; Exact Gaussian = 3.0	
For Further Explanation, See Basille et al. 2002	
Millimeter data calculated by $mm = 2^{-(\phi)}$	

Reciprocal Absolute Relative Dispersion (RARD) Scale	
< 0.5	Excellent homogeneity (e.g., beaches)
0.5 to 1.0	Good homogeneity
1.0 to 1.33	Fair homogeneity
> 1.33	Poor homogeneity (e.g., glacial)



Grain Size (Phi)

PI-02-BB



Post-Digestion Grain Size Distribution

Onshore Grab Sample

Sample: PI-02-BB

Total Digested Mass: 65.385 grams

% Silica: 98.1 %

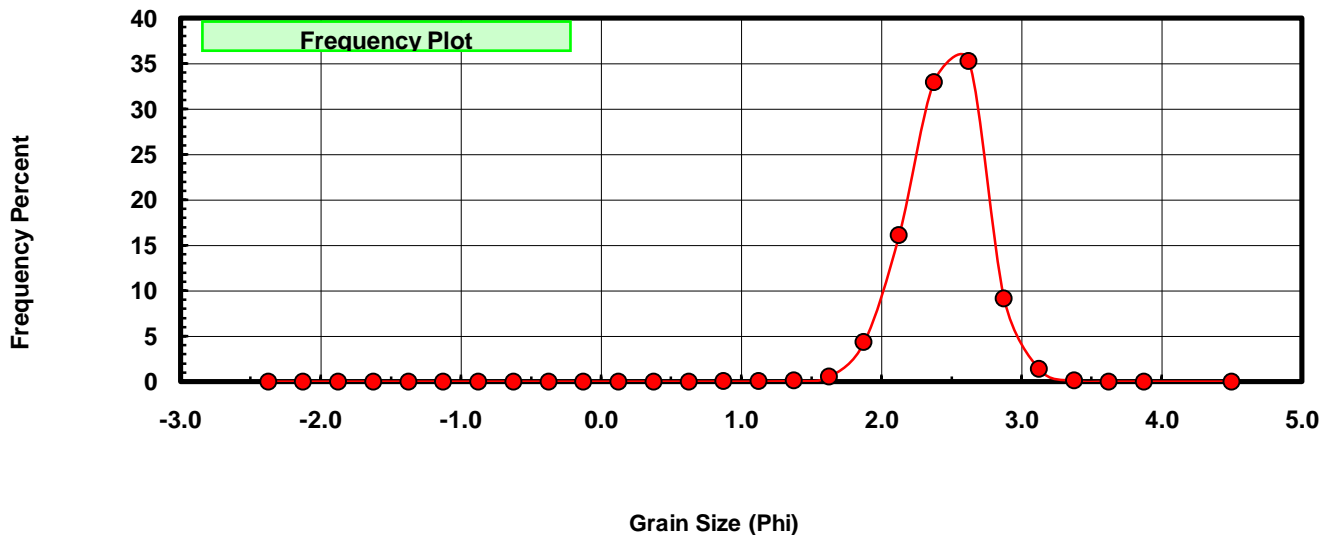
Sieve Size (phi)	Sieve Midpt (phi)	Weight (grams)	Freq Weight %	Cumulative Weight %
-2.25	-2.375	0.000	0.000	0.000
-2.00	-2.125	0.000	0.000	0.000
-1.75	-1.875	0.000	0.000	0.000
-1.50	-1.625	0.000	0.000	0.000
-1.25	-1.375	0.000	0.000	0.000
-1.00	-1.125	0.000	0.000	0.000
-0.75	-0.875	0.000	0.000	0.000
-0.50	-0.625	0.000	0.000	0.000
-0.25	-0.375	0.000	0.000	0.000
0.00	-0.125	0.000	0.000	0.000
0.25	0.125	0.002	0.003	0.003
0.50	0.375	0.004	0.006	0.009
0.75	0.625	0.006	0.009	0.018
1.00	0.875	0.009	0.014	0.032
1.25	1.125	0.015	0.023	0.055
1.50	1.375	0.061	0.093	0.148
1.75	1.625	0.350	0.535	0.684
2.00	1.875	2.838	4.340	5.024
2.25	2.125	10.548	16.132	21.156
2.50	2.375	21.554	32.965	54.121
2.75	2.625	23.060	35.268	89.389
3.00	2.875	5.958	9.112	98.501
3.25	3.125	0.909	1.390	99.891
3.50	3.375	0.059	0.090	99.982
3.75	3.625	0.005	0.008	99.989
4.00	3.875	0.003	0.005	99.994
5.00	4.500	0.004	0.006	100.000

Statistical Results			
Mean:	2.4525	phi	(0.1827 mm)
Standard Dev:	0.2746	phi-units	(0.8267 mm)
Skewness:	-0.3216	dimensionless	
Kurtosis:	4.1444	dimensionless	
5th Moment:	-5.8625	dimensionless	
6th Moment:	68.7185	dimensionless	
RARD *	0.1120	dimensionless	
Median	2.3437	phi	(0.197 mm)

* RARD = reciprocal absolute relative dispersion (see below)

Statistical Explanation	
Calculations based on the Method of Moments	
Skewness: 3rd Stand. Moment; Exact Gaussian = 0.0	
Kurtosis: 4th Stand. Moment; Exact Gaussian = 3.0	
For Further Explanation, See Basille et al. 2002	
Millimeter data calculated by $mm = 2^{-(\phi)}$	

Reciprocal Absolute Relative Dispersion (RARD) Scale	
< 0.5	Excellent homogeneity (e.g., beaches)
0.5 to 1.0	Good homogeneity
1.0 to 1.33	Fair homogeneity
> 1.33	Poor homogeneity (e.g., glacial)



PI-02-BB

