

Onshore Grab Sample

Sample: LV-10
Sample Taken By: D. Phelps
Sample Collected On: 2/21/11
Splits? N/A

County: Levy
Latitude: 29° 9' 25.4" N
Longitude: 83° 0' 33.5" W
Datum: WGS 84
Surf. Elev: N/A
Datum: N/A

Fine Data Summary

Total Sample Weight	48.753 grams
Total Fines in Sample	0.001 grams
Total Percent Fines	0.00 %

Dry Sieving Summary

Total Sample Weight	49.173 grams
Total Digested Weight	40.775 grams
Total Carbonate Weight	8.398 grams
Total Silica %	82.92 %
Total Carbonate %	17.08 %
Carbonate/Silica Ratio	0.206

General Comments:

None

Description

Worked By: M. Ladle

Pre-Digestion Grain Size Distribution

Onshore Grab Sample

Sample: LV-10

Total Sample Mass: 49.173 grams

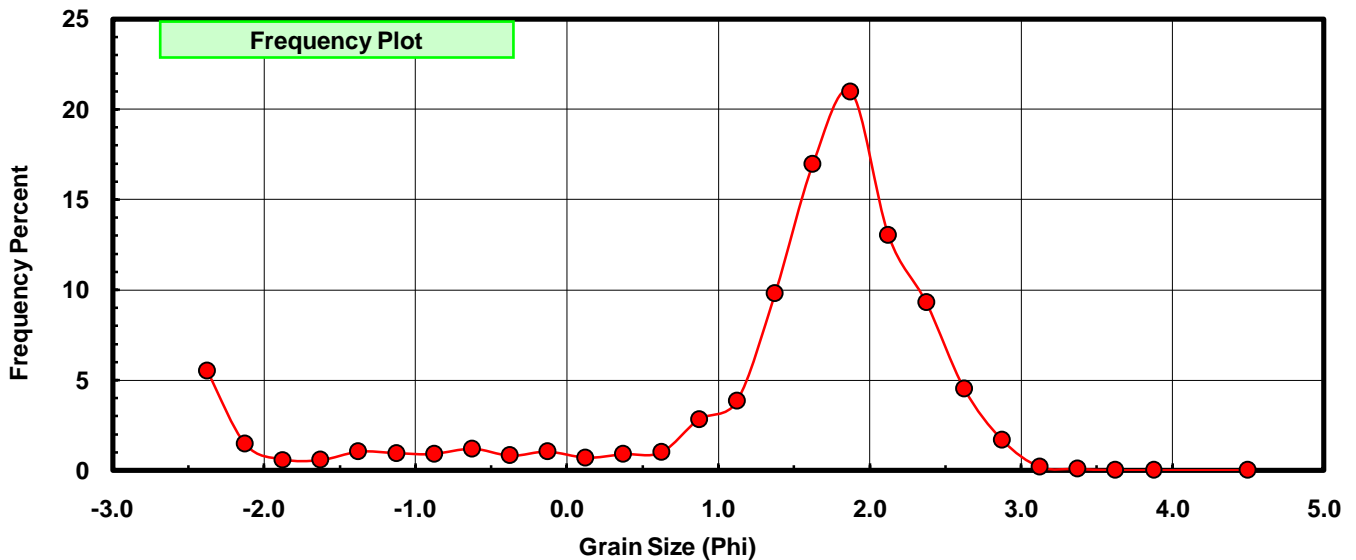
Sieve Size (phi)	Sieve Midpt (phi)	Weight (grams)	Freq Weight %	Cumulative Weight %
-2.25	-2.375	2.717	5.525	5.525
-2.00	-2.125	0.723	1.470	6.996
-1.75	-1.875	0.297	0.604	7.600
-1.50	-1.625	0.280	0.569	8.169
-1.25	-1.375	0.510	1.037	9.206
-1.00	-1.125	0.465	0.946	10.152
-0.75	-0.875	0.446	0.907	11.059
-0.50	-0.625	0.586	1.192	12.251
-0.25	-0.375	0.404	0.822	13.072
0.00	-0.125	0.515	1.047	14.120
0.25	0.125	0.342	0.696	14.815
0.50	0.375	0.443	0.901	15.716
0.75	0.625	0.490	0.996	16.712
1.00	0.875	1.392	2.831	19.543
1.25	1.125	1.890	3.844	23.387
1.50	1.375	4.828	9.818	33.205
1.75	1.625	8.344	16.969	50.174
2.00	1.875	10.315	20.977	71.151
2.25	2.125	6.405	13.025	84.176
2.50	2.375	4.577	9.308	93.484
2.75	2.625	2.232	4.539	98.023
3.00	2.875	0.833	1.694	99.717
3.25	3.125	0.093	0.189	99.906
3.50	3.375	0.040	0.081	99.988
3.75	3.625	0.004	0.008	99.996
4.00	3.875	0.001	0.002	99.998
5.00	4.50	0.001	0.002	100.000

Statistical Results			
Mean:	1.3297	phi	(0.3979 mm)
Standard Dev:	1.3301	phi-units	(0.3977 mm)
Skewness:	-1.7354	dimensionless	
Kurtosis:	5.0383	dimensionless	
5th Moment:	-12.7321	dimensionless	
6th Moment:	34.4920	dimensionless	
RARD *	1.0003	dimensionless	
Median	1.6224	phi	(0.3248 mm)

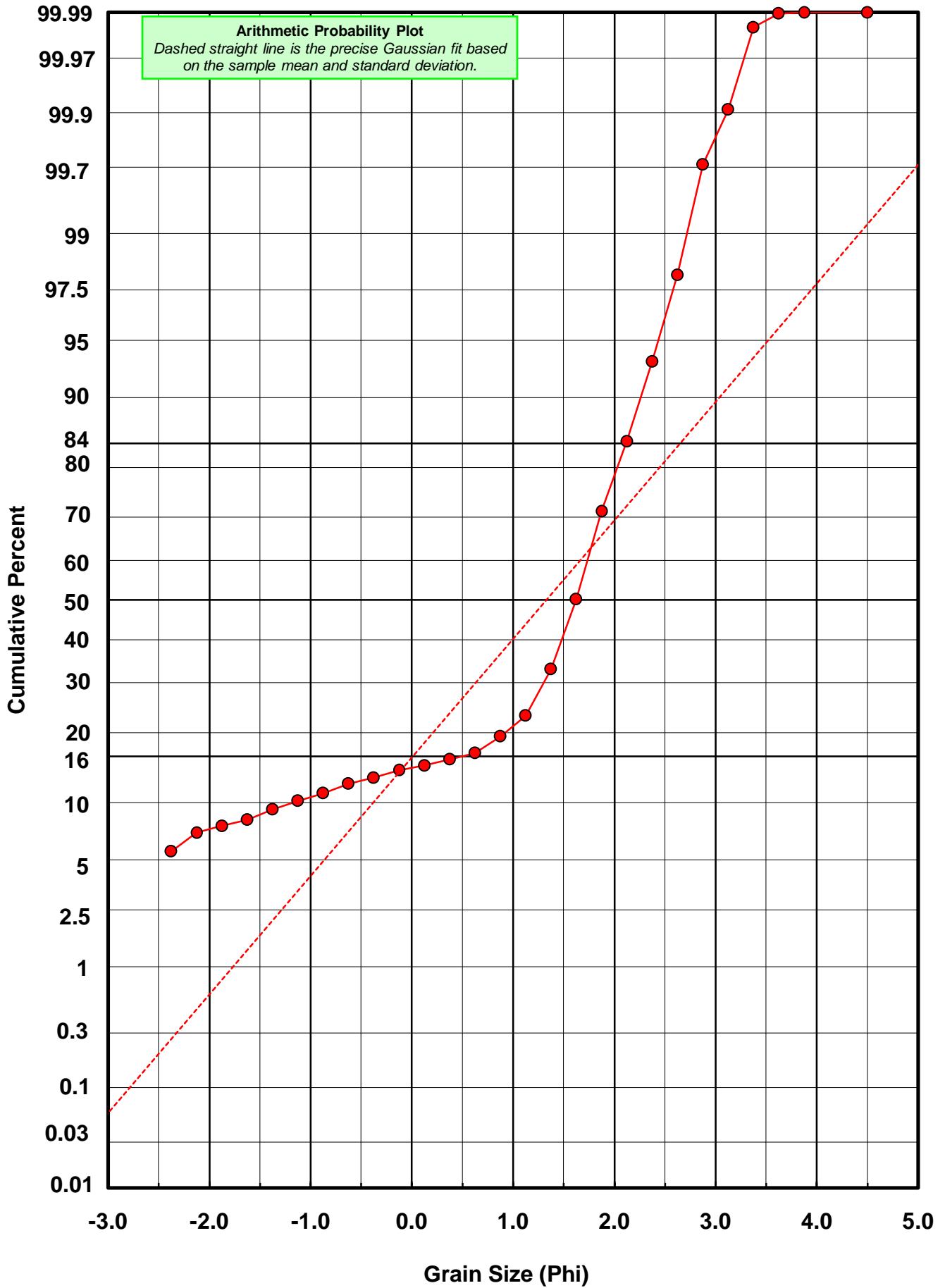
* RARD = reciprocal absolute relative dispersion (see below)

Statistical Explanation	
Calculations based on the Method of Moments	
Skewness: 3rd Stand. Moment; Exact Gaussian = 0.0	
Kurtosis: 4th Stand. Moment; Exact Gaussian = 3.0	
For Further Explanation, See Basille et al. 2002	
Millimeter data calculated by $mm = 2^{-(\phi)}$	

Reciprocal Absolute Relative Dispersion (RARD) Scale	
< 0.5	Excellent homogeneity (e.g., beaches)
0.5 to 1.0	Good homogeneity
1.0 to 1.33	Fair homogeneity
> 1.33	Poor homogeneity (e.g., glacial)



LV-10



Carbonate Grain Size Distribution

Onshore Grab Sample

Sample: LV-10

Total Carbonate Mass: 9.011 grams

% Carbonate: 17.1 %

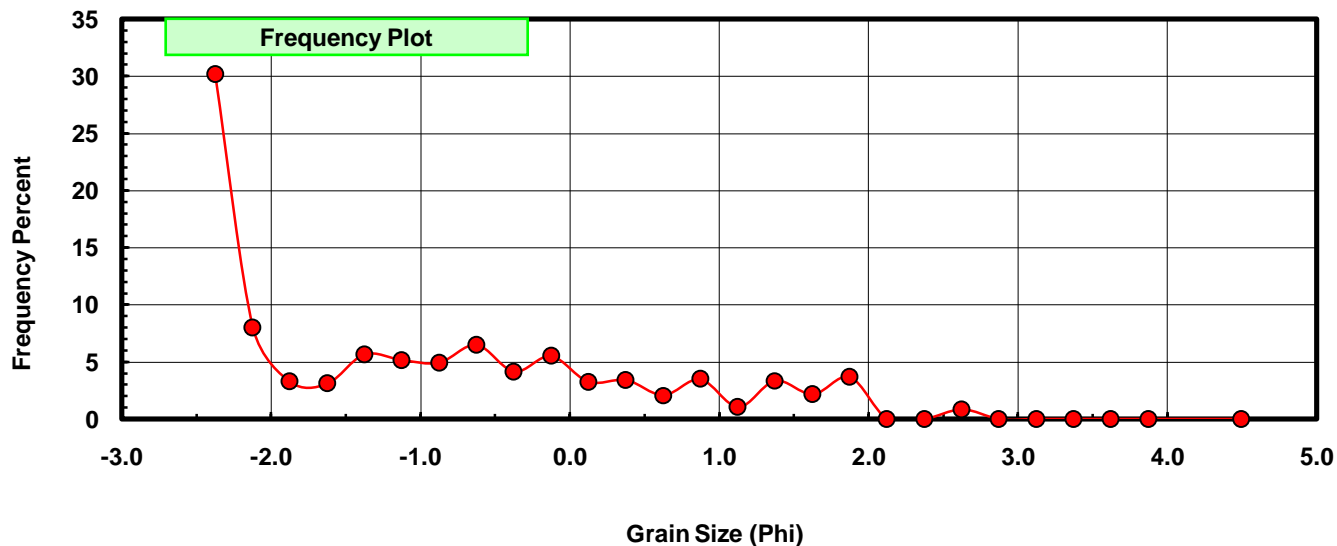
Sieve Size (phi)	Sieve Midpt (phi)	Weight (grams)	Freq Weight %	Cumulative Weight %
-2.25	-2.375	2.717	30.152	30.152
-2.00	-2.125	0.723	8.024	38.176
-1.75	-1.875	0.297	3.296	41.472
-1.50	-1.625	0.280	3.107	44.579
-1.25	-1.375	0.510	5.660	50.239
-1.00	-1.125	0.465	5.160	55.399
-0.75	-0.875	0.446	4.950	60.348
-0.50	-0.625	0.586	6.503	66.852
-0.25	-0.375	0.375	4.162	71.013
0.00	-0.125	0.497	5.515	76.529
0.25	0.125	0.294	3.263	79.791
0.50	0.375	0.310	3.440	83.232
0.75	0.625	0.189	2.097	85.329
1.00	0.875	0.317	3.518	88.847
1.25	1.125	0.096	1.065	89.912
1.50	1.375	0.305	3.385	93.297
1.75	1.625	0.196	2.175	95.472
2.00	1.875	0.331	3.673	99.145
2.25	2.125	0.000	0.000	99.145
2.50	2.375	0.000	0.000	99.145
2.75	2.625	0.077	0.855	100.000
3.00	2.875	0.000	0.000	100.000
3.25	3.125	0.000	0.000	100.000
3.50	3.375	0.000	0.000	100.000
3.75	3.625	0.000	0.000	100.000
4.00	3.875	0.000	0.000	100.000
5.00	4.500	0.000	0.000	100.000

Statistical Results			
Mean:	-0.9952	phi	(1.9933 mm)
Standard Dev:	1.4528	phi-units	(0.3653 mm)
Skewness:	0.6528	dimensionless	
Kurtosis:	2.0972	dimensionless	
5th Moment:	3.0871	dimensionless	
6th Moment:	6.9689	dimensionless	
RARD *	1.4598	dimensionless	
Median	-1.3855	phi	(2.6127 mm)

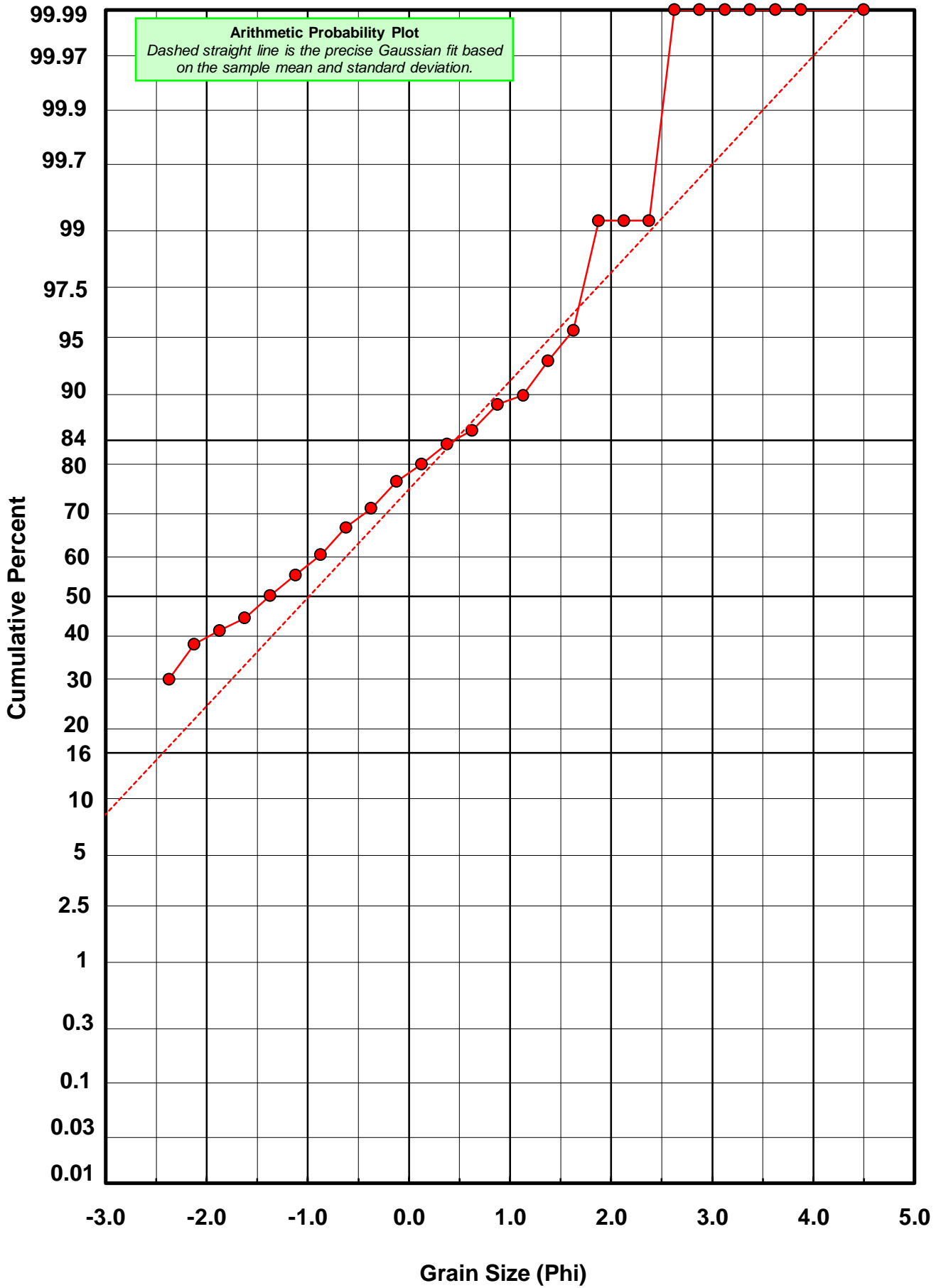
* RARD = reciprocal absolute relative dispersion (see below)

Statistical Explanation	
Calculations based on the Method of Moments	
Skewness: 3rd Stand. Moment; Exact Gaussian = 0.0	
Kurtosis: 4th Stand. Moment; Exact Gaussian = 3.0	
For Further Explanation, See Basille et al. 2002	
Millimeter data calculated by $mm = 2^{-(\phi)}$	

Reciprocal Absolute Relative Dispersion (RARD) Scale	
< 0.5	Excellent homogeneity (e.g., beaches)
0.5 to 1.0	Good homogeneity
1.0 to 1.33	Fair homogeneity
> 1.33	Poor homogeneity (e.g., glacial)



LV-10



Post-Digestion Grain Size Distribution

Onshore Grab Sample

Sample: LV-10

Total Digested Mass: 40.775 grams

% Silica: 82.9 %

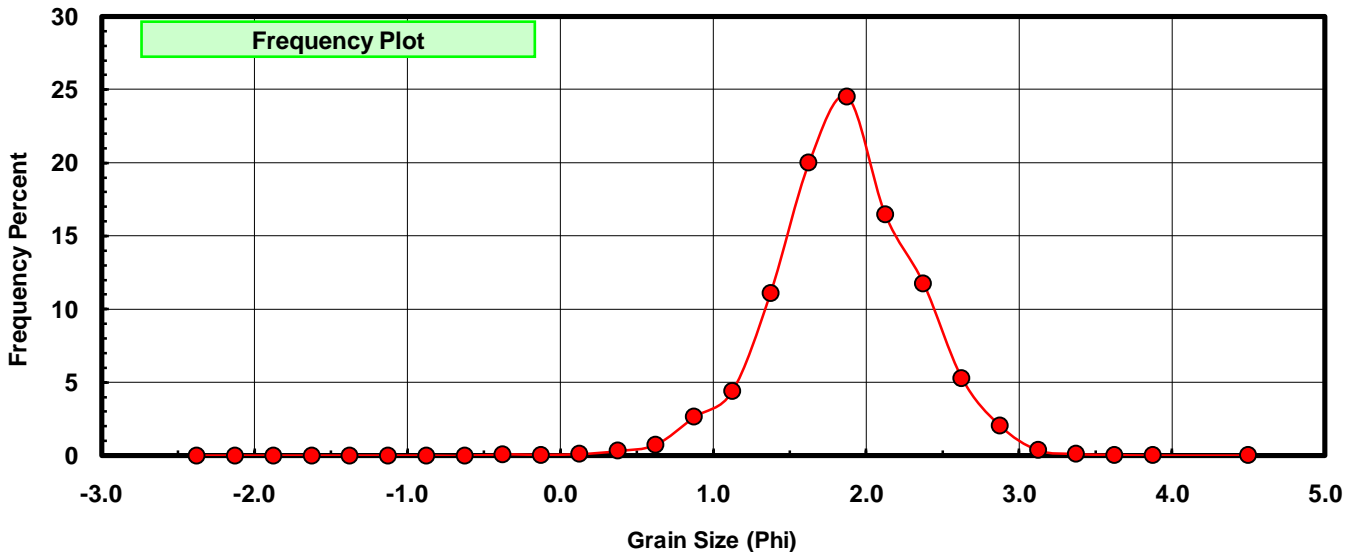
Sieve Size (phi)	Sieve Midpt (phi)	Weight (grams)	Freq Weight %	Cumulative Weight %
-2.25	-2.375	0.000	0.000	0.000
-2.00	-2.125	0.000	0.000	0.000
-1.75	-1.875	0.000	0.000	0.000
-1.50	-1.625	0.000	0.000	0.000
-1.25	-1.375	0.000	0.000	0.000
-1.00	-1.125	0.000	0.000	0.000
-0.75	-0.875	0.000	0.000	0.000
-0.50	-0.625	0.000	0.000	0.000
-0.25	-0.375	0.029	0.071	0.071
0.00	-0.125	0.018	0.044	0.115
0.25	0.125	0.048	0.118	0.233
0.50	0.375	0.133	0.326	0.559
0.75	0.625	0.301	0.738	1.297
1.00	0.875	1.075	2.636	3.934
1.25	1.125	1.794	4.400	8.334
1.50	1.375	4.523	11.093	19.426
1.75	1.625	8.148	19.983	39.409
2.00	1.875	9.984	24.486	63.895
2.25	2.125	6.714	16.466	80.361
2.50	2.375	4.792	11.752	92.113
2.75	2.625	2.155	5.285	97.398
3.00	2.875	0.835	2.048	99.446
3.25	3.125	0.151	0.370	99.816
3.50	3.375	0.046	0.113	99.929
3.75	3.625	0.017	0.042	99.971
4.00	3.875	0.007	0.017	99.988
5.00	4.500	0.005	0.012	100.000

Statistical Results			
Mean:	1.8593	phi	(0.2756 mm)
Standard Dev:	0.4748	phi-units	(0.7195 mm)
Skewness:	-0.1726	dimensionless	
Kurtosis:	3.8279	dimensionless	
5th Moment:	-2.6728	dimensionless	
6th Moment:	33.1639	dimensionless	
RARD *	0.2554	dimensionless	
Median	1.7331	phi	(0.3008 mm)

* RARD = reciprocal absolute relative dispersion (see below)

Statistical Explanation	
Calculations based on the Method of Moments	
Skewness: 3rd Stand. Moment; Exact Gaussian = 0.0	
Kurtosis: 4th Stand. Moment; Exact Gaussian = 3.0	
For Further Explanation, See Basille et al. 2002	
Millimeter data calculated by $mm = 2^{-(\phi)}$	

Reciprocal Absolute Relative Dispersion (RARD) Scale	
< 0.5	Excellent homogeneity (e.g., beaches)
0.5 to 1.0	Good homogeneity
1.0 to 1.33	Fair homogeneity
> 1.33	Poor homogeneity (e.g., glacial)



LV-10

