

**Onshore Grab Sample**

**Sample:** FK-19-BB  
**Sample Taken By:** D. Phelps  
**Sample Collected On:** 9/3/10  
**Splits?** N/A

**County:** Franklin  
**Latitude:** 29° 36' 16.5" N  
**Longitude:** 84° 59' 12.5" W  
**Datum:** WGS 84  
**Surf. Elev:** N/A  
**Datum:** N/A

**Fine Data Summary**

Total Sample Weight 93.554 grams  
Total Fines in Sample 0.024 grams  
Total Percent Fines 0.03 %

**Dry Sieving Summary**

Total Sample Weight 93.579 grams  
Total Digested Weight 84.853 grams  
Total Carbonate Weight 8.726 grams  
Total Silica % 90.68 %  
Total Carbonate % 9.32 %  
Carbonate/Silica Ratio 0.103

**General Comments:**

None

**Description**

Worked By: M. Ladle

# Pre-Digestion Grain Size Distribution

Onshore Grab Sample

Sample: FK-19-BB

Total Sample Mass: 93.579 grams

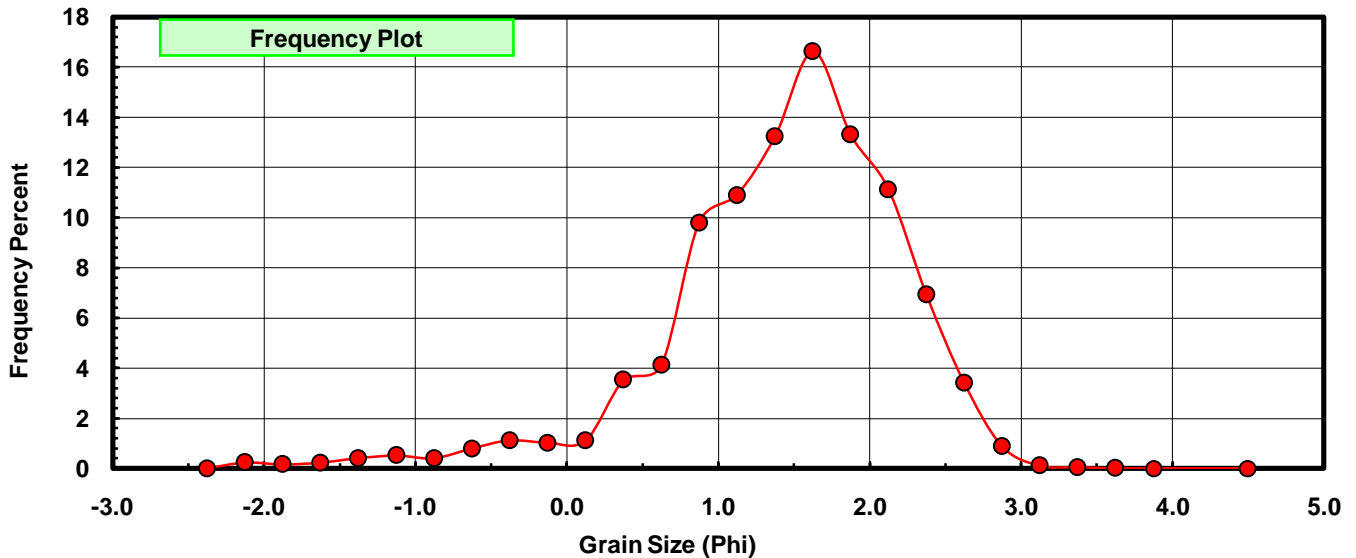
Sieve Size (phi)	Sieve Midpt (phi)	Weight (grams)	Freq Weight %	Cumulative Weight %
-2.25	-2.375	0.000	0.000	0.000
-2.00	-2.125	0.217	0.232	0.232
-1.75	-1.875	0.147	0.157	0.389
-1.50	-1.625	0.212	0.227	0.616
-1.25	-1.375	0.376	0.402	1.017
-1.00	-1.125	0.487	0.520	1.538
-0.75	-0.875	0.372	0.398	1.935
-0.50	-0.625	0.733	0.783	2.719
-0.25	-0.375	1.044	1.116	3.834
0.00	-0.125	0.948	1.013	4.847
0.25	0.125	1.042	1.113	5.961
0.50	0.375	3.305	3.532	9.493
0.75	0.625	3.850	4.114	13.607
1.00	0.875	9.168	9.797	23.404
1.25	1.125	10.195	10.895	34.298
1.50	1.375	12.389	13.239	47.537
1.75	1.625	15.559	16.627	64.164
2.00	1.875	12.449	13.303	77.467
2.25	2.125	10.408	11.122	88.589
2.50	2.375	6.493	6.939	95.528
2.75	2.625	3.198	3.417	98.945
3.00	2.875	0.832	0.889	99.834
3.25	3.125	0.102	0.109	99.943
3.50	3.375	0.042	0.045	99.988
3.75	3.625	0.009	0.010	99.998
4.00	3.875	0.001	0.001	99.999
5.00	4.50	0.001	0.001	100.000

Statistical Results			
Mean:	1.4353	phi	(0.3698 mm)
Standard Dev:	0.7755	phi-units	(0.5842 mm)
Skewness:	-1.1577	dimensionless	
Kurtosis:	5.5441	dimensionless	
5th Moment:	-16.4526	dimensionless	
6th Moment:	66.2822	dimensionless	
RARD *	0.5403	dimensionless	
Median	1.4120	phi	(0.3758 mm)

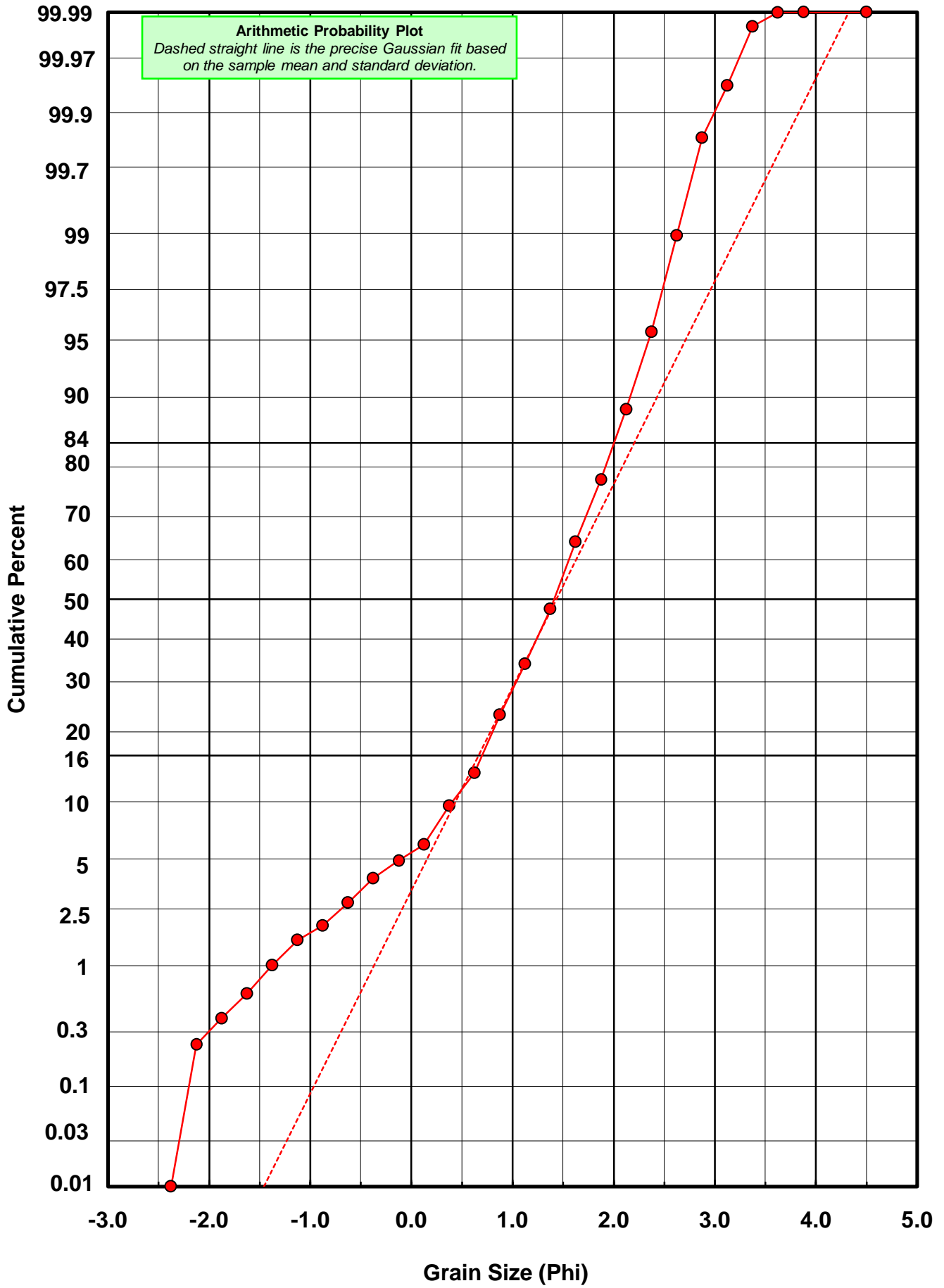
\* RARD = reciprocal absolute relative dispersion (see below)

Statistical Explanation	
Calculations based on the Method of Moments	
Skewness: 3rd Stand. Moment; Exact Gaussian = 0.0	
Kurtosis: 4th Stand. Moment; Exact Gaussian = 3.0	
For Further Explanation, See Basille et al. 2002	
Millimeter data calculated by $mm = 2^{-(\phi)}$	

Reciprocal Absolute Relative Dispersion (RARD) Scale	
< 0.5	Excellent homogeneity (e.g., beaches)
0.5 to 1.0	Good homogeneity
1.0 to 1.33	Fair homogeneity
> 1.33	Poor homogeneity (e.g., glacial)



# FK-19-BB



# Carbonate Grain Size Distribution

Onshore Grab Sample

Sample: FK-19-BB

Total Carbonate Mass: 11.703 grams

% Carbonate: 9.3 %

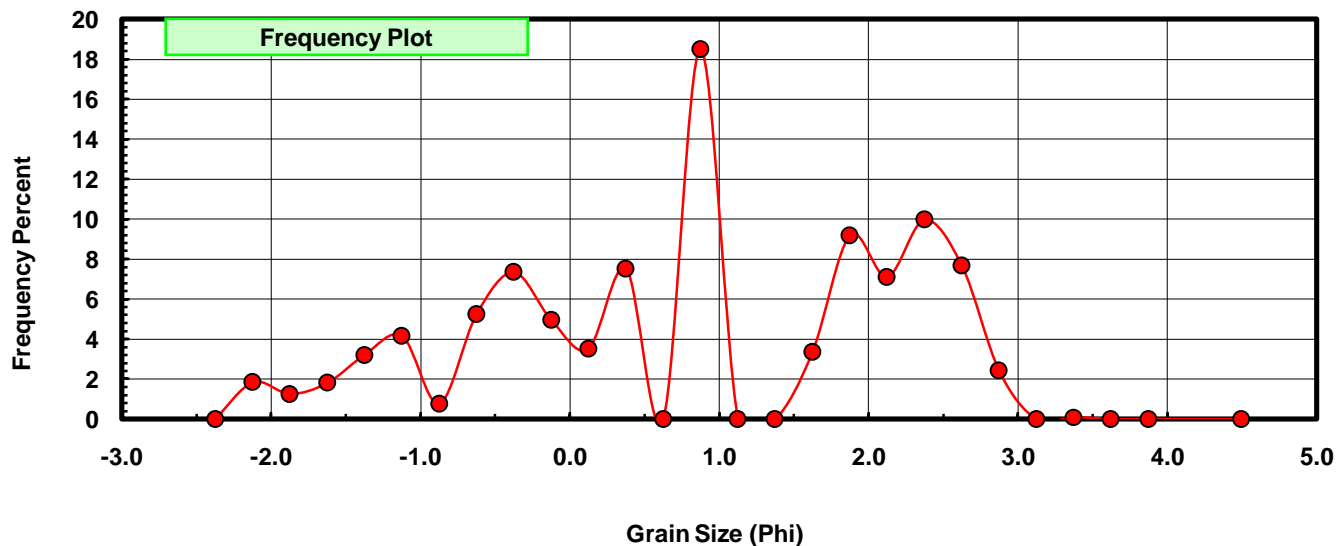
Sieve Size (phi)	Sieve Midpt (phi)	Weight (grams)	Freq Weight %	Cumulative Weight %
-2.25	-2.375	0.000	0.000	0.000
-2.00	-2.125	0.217	1.854	1.854
-1.75	-1.875	0.147	1.256	3.110
-1.50	-1.625	0.212	1.812	4.922
-1.25	-1.375	0.376	3.213	8.135
-1.00	-1.125	0.487	4.161	12.296
-0.75	-0.875	0.091	0.778	13.074
-0.50	-0.625	0.613	5.238	18.312
-0.25	-0.375	0.860	7.349	25.660
0.00	-0.125	0.581	4.965	30.625
0.25	0.125	0.412	3.520	34.145
0.50	0.375	0.880	7.519	41.665
0.75	0.625	0.000	0.000	41.665
1.00	0.875	2.164	18.491	60.156
1.25	1.125	0.000	0.000	60.156
1.50	1.375	0.000	0.000	60.156
1.75	1.625	0.393	3.358	63.514
2.00	1.875	1.075	9.186	72.699
2.25	2.125	0.832	7.109	79.809
2.50	2.375	1.168	9.980	89.789
2.75	2.625	0.898	7.673	97.462
3.00	2.875	0.284	2.427	99.889
3.25	3.125	0.000	0.000	99.889
3.50	3.375	0.013	0.111	100.000
3.75	3.625	0.000	0.000	100.000
4.00	3.875	0.000	0.000	100.000
5.00	4.500	0.000	0.000	100.000

Statistical Results			
Mean:	0.8276	phi	(0.5635 mm)
Standard Dev:	1.4154	phi-units	(0.3749 mm)
Skewness:	-0.2755	dimensionless	
Kurtosis:	1.8453	dimensionless	
5th Moment:	-1.4248	dimensionless	
6th Moment:	4.7006	dimensionless	
RARD *	1.7103	dimensionless	
Median	0.7377	phi	(0.5997 mm)

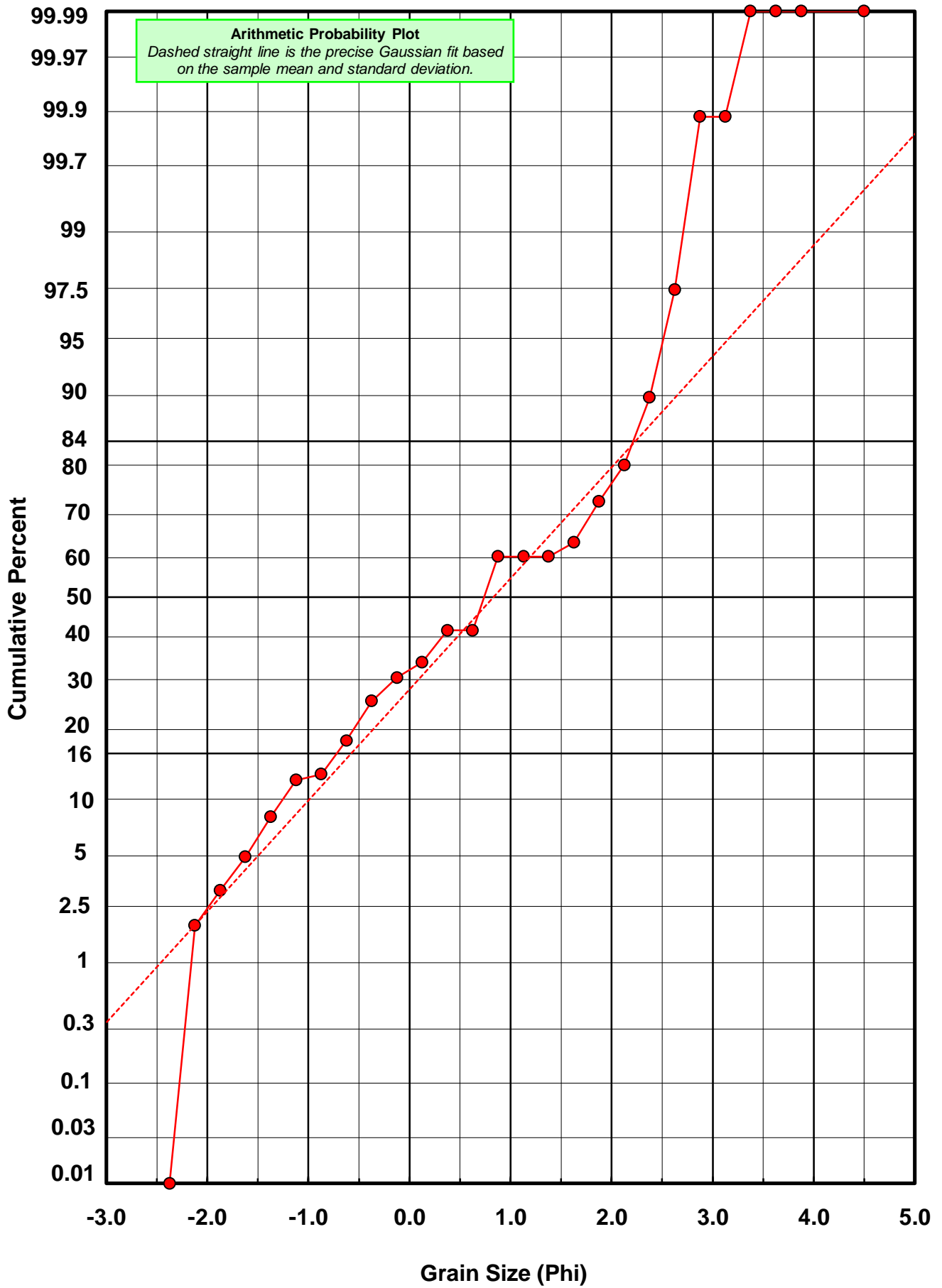
\* RARD = reciprocal absolute relative dispersion (see below)

Statistical Explanation	
Calculations based on the Method of Moments	
Skewness: 3rd Stand. Moment; Exact Gaussian = 0.0	
Kurtosis: 4th Stand. Moment; Exact Gaussian = 3.0	
For Further Explanation, See Basille et al. 2002	
Millimeter data calculated by $mm = 2^{-(\phi)}$	

Reciprocal Absolute Relative Dispersion (RARD) Scale	
< 0.5	Excellent homogeneity (e.g., beaches)
0.5 to 1.0	Good homogeneity
1.0 to 1.33	Fair homogeneity
> 1.33	Poor homogeneity (e.g., glacial)



# FK-19-BB



# Post-Digestion Grain Size Distribution

Onshore Grab Sample

Sample: FK-19-BB

Total Digested Mass: 84.853 grams

% Silica: 90.7 %

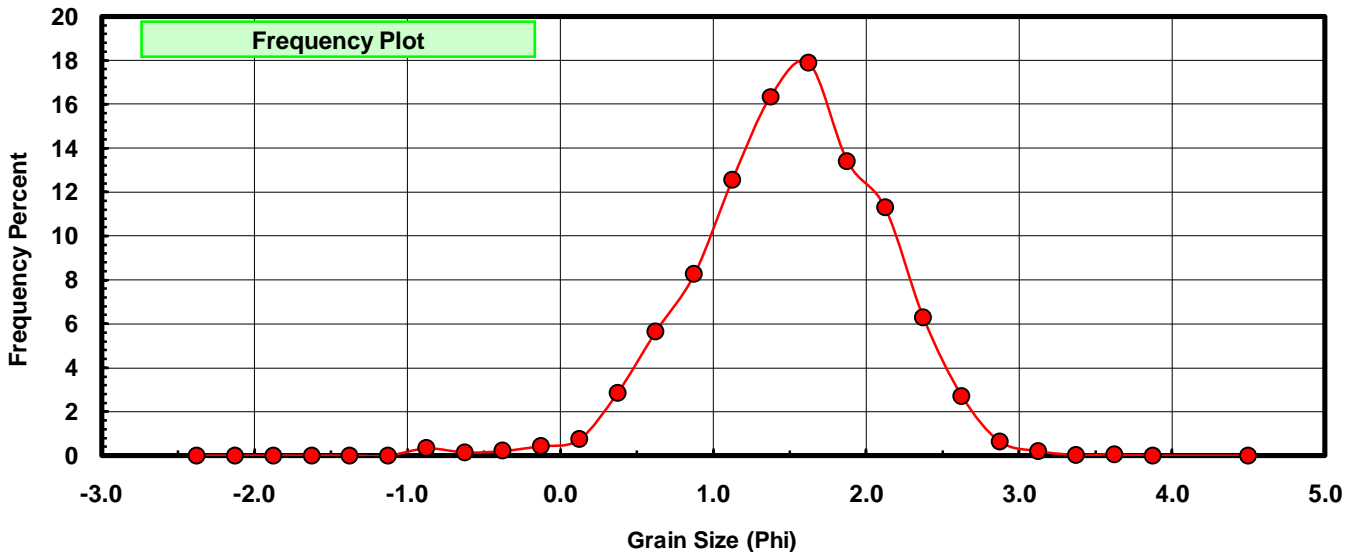
Sieve Size (phi)	Sieve Midpt (phi)	Weight (grams)	Freq Weight %	Cumulative Weight %
-2.25	-2.375	0.000	0.000	0.000
-2.00	-2.125	0.000	0.000	0.000
-1.75	-1.875	0.000	0.000	0.000
-1.50	-1.625	0.000	0.000	0.000
-1.25	-1.375	0.000	0.000	0.000
-1.00	-1.125	0.000	0.000	0.000
-0.75	-0.875	0.281	0.331	0.331
-0.50	-0.625	0.120	0.141	0.473
-0.25	-0.375	0.184	0.217	0.689
0.00	-0.125	0.367	0.433	1.122
0.25	0.125	0.630	0.742	1.864
0.50	0.375	2.425	2.858	4.722
0.75	0.625	4.798	5.654	10.377
1.00	0.875	7.004	8.254	18.631
1.25	1.125	10.644	12.544	31.175
1.50	1.375	13.873	16.349	47.525
1.75	1.625	15.166	17.873	65.398
2.00	1.875	11.374	13.404	78.802
2.25	2.125	9.576	11.285	90.088
2.50	2.375	5.325	6.276	96.363
2.75	2.625	2.300	2.711	99.074
3.00	2.875	0.548	0.646	99.720
3.25	3.125	0.168	0.198	99.918
3.50	3.375	0.029	0.034	99.952
3.75	3.625	0.039	0.046	99.998
4.00	3.875	0.001	0.001	99.999
5.00	4.500	0.001	0.001	100.000

Statistical Results			
Mean:	1.5095	phi	(0.3512 mm)
Standard Dev:	0.6027	phi-units	(0.6585 mm)
Skewness:	-0.3601	dimensionless	
Kurtosis:	3.5779	dimensionless	
5th Moment:	-4.8368	dimensionless	
6th Moment:	27.3775	dimensionless	
RARD *	0.3993	dimensionless	
Median	1.4096	phi	(0.3764 mm)

\* RARD = reciprocal absolute relative dispersion (see below)

Statistical Explanation	
Calculations based on the Method of Moments	
Skewness: 3rd Stand. Moment; Exact Gaussian = 0.0	
Kurtosis: 4th Stand. Moment; Exact Gaussian = 3.0	
For Further Explanation, See Basille et al. 2002	
Millimeter data calculated by $mm = 2^{-(\phi)}$	

Reciprocal Absolute Relative Dispersion (RARD) Scale	
< 0.5	Excellent homogeneity (e.g., beaches)
0.5 to 1.0	Good homogeneity
1.0 to 1.33	Fair homogeneity
> 1.33	Poor homogeneity (e.g., glacial)



# FK-19-BB

