

GRADATION ANALYSIS REPORT
DELRAY BEACH VIBRACORES 1999
TESTED BY: RW ON: 8/99

SAMPLE NO.: DB99-19 S#1
SAMPLE ELEV. (FT. NGVD):
SAMPLE DEPTH (FT.): 2.0
SAMPLE TYPE: CORE SAMPLE

USCS DESCRIPTION: SP

DRY SAMPLE WEIGHT (GRAMS): 210.64
SAMPLE WEIGHT AFTER WASH (GRAMS): 207.71

SIEVE SIZE	PHI SIZE	MESH SIZE (mm)	RETAINED (GRAMS)	RETAINED (%)	PASSED (%)
5/8	-4.00	16.000	0.00	0.00	100.00
5/16	-3.00	8.000	0.00	0.00	100.00
5	-2.00	4.000	0.00	0.00	100.00
7	-1.50	2.800	0.03	0.01	99.99
10	-1.00	2.000	0.13	0.06	99.94
14	-0.50	1.400	0.19	0.09	99.91
18	0.00	1.000	0.28	0.13	99.87
25	0.50	0.710	0.41	0.19	99.81
35	1.00	0.500	0.73	0.35	99.65
45	1.50	0.355	1.51	0.72	99.28
60	2.00	0.250	7.46	3.54	96.46
80	2.50	0.180	54.00	25.64	74.36
120	3.00	0.125	174.41	82.80	17.20
170	3.50	0.090	207.24	98.39	1.61
200	3.75	0.075	207.54	98.53	1.47
230	4.00	0.063	209.13	99.28	0.72
PAN			210.64	100.00	0.00

PHI(5): 2.03 PHI(16): 2.28 PHI(25): 2.49
PHI(50): 2.71 PHI(75): 2.93 PHI(84): 3.04
PHI(95): 3.39

SIEVE LOSS(g): 0.00 SILT/CLAY: 1.47%
SKEWNESS: -0.002 KURTOSIS: 1.248

GRAPHIC METHOD

MEAN (PHI): 2.69 SORTING: 0.38
MEAN (mm): 0.15 MEDIAN (mm): 0.15
NOTE: MEAN WAS CALCULATED USING 5 POINT METHOD

MOMENT METHOD

MEAN (PHI): 2.68 SORTING: 0.41
MEAN (mm): 0.16

DATA FILE NAME: DB99-19#1.TAB

GRADATION ANALYSIS REPORT
DELRAY BEACH VIBRACORES 1999
TESTED BY: RW ON: 8/99

SAMPLE NO.: DB99-19 S#2
SAMPLE ELEV. (FT. NGVD):
SAMPLE DEPTH (FT.): 6.0
SAMPLE TYPE: CORE SAMPLE

USCS DESCRIPTION: SP

DRY SAMPLE WEIGHT (GRAMS): 228.86
SAMPLE WEIGHT AFTER WASH (GRAMS): 224.36

SIEVE SIZE	PHI SIZE	MESH SIZE (mm)	RETAINED (GRAMS)	RETAINED (%)	PASSED (%)
5/8	-4.00	16.000	0.00	0.00	100.00
5/16	-3.00	8.000	0.00	0.00	100.00
5	-2.00	4.000	0.11	0.05	99.95
7	-1.50	2.800	0.44	0.19	99.81
10	-1.00	2.000	1.09	0.48	99.52
14	-0.50	1.400	2.05	0.90	99.10
18	0.00	1.000	3.25	1.42	98.58
25	0.50	0.710	4.79	2.09	97.91
35	1.00	0.500	8.09	3.53	96.47
45	1.50	0.355	15.83	6.92	93.08
60	2.00	0.250	40.98	17.91	82.09
80	2.50	0.180	102.82	44.93	55.07
120	3.00	0.125	205.61	89.84	10.16
170	3.50	0.090	222.83	97.37	2.63
200	3.75	0.075	223.40	97.61	2.39
230	4.00	0.063	226.59	99.01	0.99
PAN			228.84	99.99	0.01

PHI(5): 1.22 PHI(16): 1.91 PHI(25): 2.13
PHI(50): 2.56 PHI(75): 2.83 PHI(84): 2.93
PHI(95): 3.34

SIEVE LOSS(g): 0.02 SILT/CLAY: 2.39%
SKEWNESS: -0.542 KURTOSIS: 1.239

GRAPHIC METHOD

MEAN (PHI): 2.39 SORTING: 0.51
MEAN (mm): 0.19 MEDIAN (mm): 0.17
NOTE: MEAN WAS CALCULATED USING 5 POINT METHOD

MOMENT METHOD

MEAN (PHI): 2.41 SORTING: 0.68
MEAN (mm): 0.19

DATA FILE NAME: DB99-19#2.TAB

GRADATION ANALYSIS REPORT
DELRAY BEACH VIBRACORES 1999
TESTED BY: RW ON: 8/99

SAMPLE NO.: DB99-19 S#3
SAMPLE ELEV. (FT. NGVD): -
SAMPLE DEPTH (FT.): 11.0
SAMPLE TYPE: CORE SAMPLE

USCS DESCRIPTION: SP

DRY SAMPLE WEIGHT (GRAMS): 188.15
SAMPLE WEIGHT AFTER WASH (GRAMS): 183.48

SIEVE SIZE	PHI SIZE	MESH SIZE (mm)	RETAINED (GRAMS)	RETAINED (%)	PASSED (%)
5/8	-4.00	16.000	0.00	0.00	100.00
5/16	-3.00	8.000	0.60	0.32	99.68
5	-2.00	4.000	1.49	0.79	99.21
7	-1.50	2.800	2.33	1.24	98.76
10	-1.00	2.000	3.96	2.10	97.90
14	-0.50	1.400	5.81	3.09	96.91
18	0.00	1.000	7.57	4.02	95.98
25	0.50	0.710	9.30	4.94	95.06
35	1.00	0.500	12.49	6.64	93.36
45	1.50	0.355	19.19	10.20	89.80
60	2.00	0.250	41.91	22.27	77.73
80	2.50	0.180	82.32	43.75	56.25
120	3.00	0.125	168.83	89.73	10.27
170	3.50	0.090	182.13	96.80	3.20
200	3.75	0.075	182.65	97.08	2.92
230	4.00	0.063	185.36	98.52	1.48
PAN			188.13	99.99	0.01

PHI(5): 0.52	PHI(16): 1.74	PHI(25): 2.06
PHI(50): 2.57	PHI(75): 2.84	PHI(84): 2.94
PHI(95): 3.37		

SIEVE LOSS(g): 0.02	SILT/CLAY: 2.92%
SKEWNESS: -1.041	KURTOSIS: 1.508

GRAPHIC METHOD

MEAN (PHI): 2.23	SORTING: 0.60
MEAN (mm): 0.21	MEDIAN (mm): 0.17
NOTE: MEAN WAS CALCULATED USING 5 POINT METHOD	

MOMENT METHOD

MEAN (PHI): 2.30	SORTING: 0.96
MEAN (mm): 0.20	

DATA FILE NAME: DB99-19#3.TAB

GRADATION ANALYSIS REPORT
DELRAY BEACH VIBRACORES 1999
TESTED BY: RW ON: 8/99

SAMPLE NO.: DB99-19 S#4
SAMPLE ELEV. (FT. NGVD):
SAMPLE DEPTH (FT.): 14.5
SAMPLE TYPE: CORE SAMPLE

USCS DESCRIPTION: SP

DRY SAMPLE WEIGHT (GRAMS): 210.68
SAMPLE WEIGHT AFTER WASH (GRAMS): 203.74

SIEVE SIZE	PHI SIZE	MESH SIZE (mm)	RETAINED (GRAMS)	RETAINED (%)	PASSED (%)
5/8	-4.00	16.000	0.00	0.00	100.00
5/16	-3.00	8.000	4.25	2.02	97.98
5	-2.00	4.000	6.42	3.05	96.95
7	-1.50	2.800	10.16	4.82	95.18
10	-1.00	2.000	15.22	7.22	92.78
14	-0.50	1.400	21.09	10.01	89.99
18	0.00	1.000	25.27	11.99	88.01
25	0.50	0.710	29.37	13.94	86.06
35	1.00	0.500	35.10	16.66	83.34
45	1.50	0.355	43.30	20.55	79.45
60	2.00	0.250	62.41	29.62	70.38
80	2.50	0.180	95.58	45.37	54.63
120	3.00	0.125	182.03	86.40	13.60
170	3.50	0.090	200.80	95.31	4.69
200	3.75	0.075	201.87	95.82	4.18
230	4.00	0.063	207.17	98.33	1.67
PAN			210.64	99.98	0.02

PHI(5): -1.46 PHI(16): 0.88 PHI(25): 1.75
PHI(50): 2.56 PHI(75): 2.86 PHI(84): 2.97
PHI(95): 3.48

SIEVE LOSS(g): 0.04 SILT/CLAY: 4.18%
SKEWNESS: -1.479 KURTOSIS: 1.816

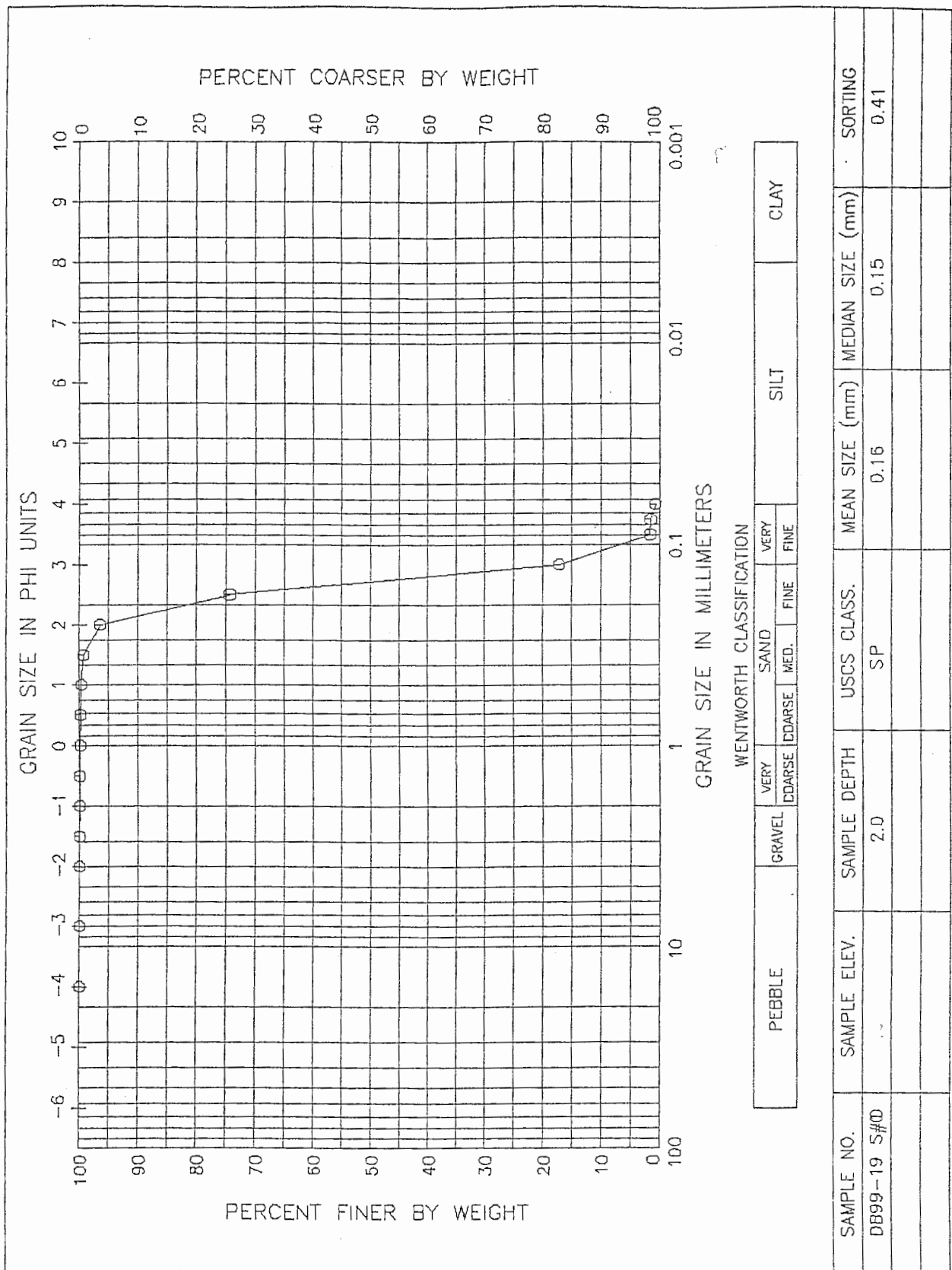
GRAPHIC METHOD

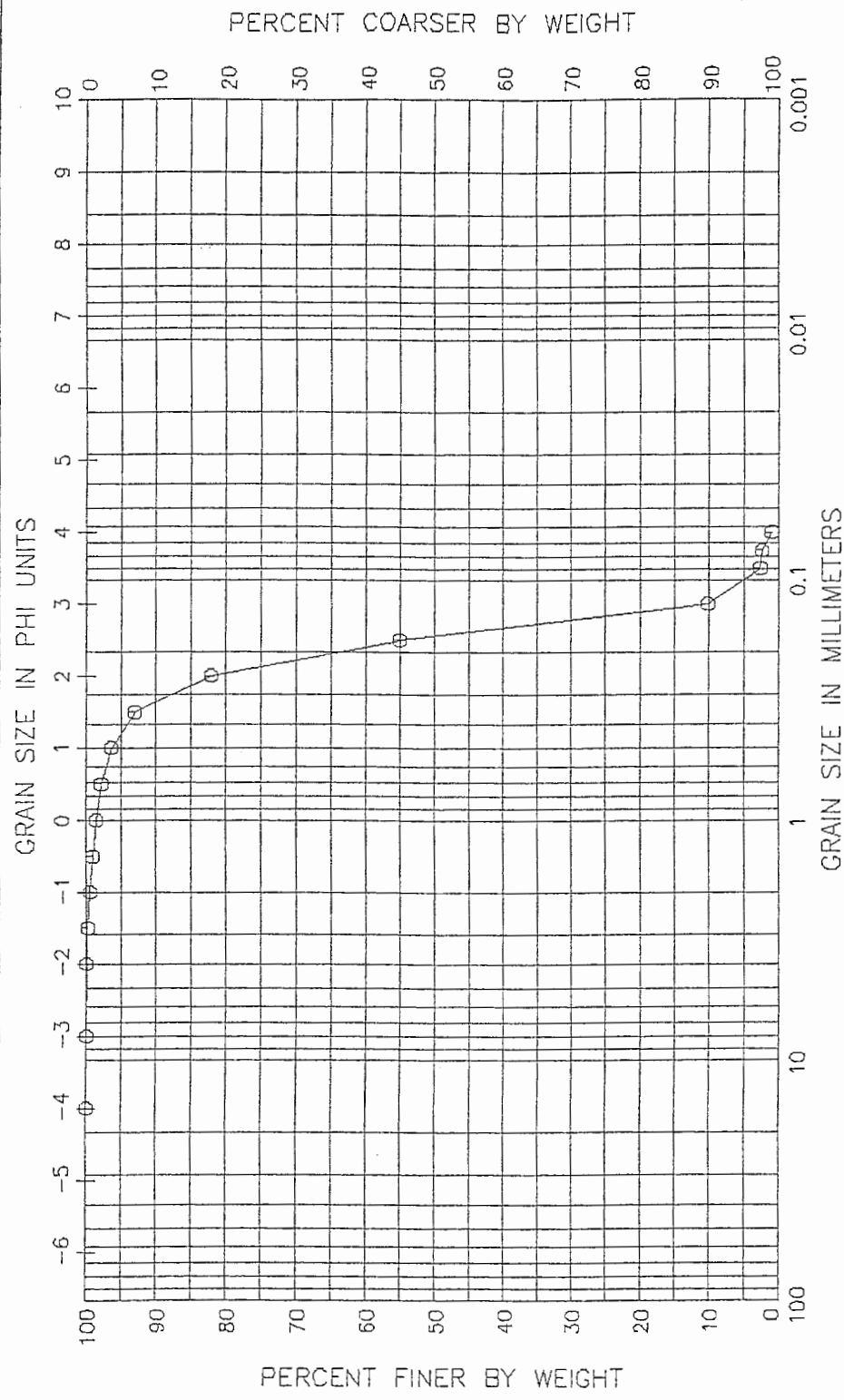
MEAN (PHI): 1.69 SORTING: 1.05
MEAN (mm): 0.31 MEDIAN (mm): 0.17
NOTE: MEAN WAS CALCULATED USING 5 POINT METHOD

MOMENT METHOD

MEAN (PHI): 1.97 SORTING: 1.51
MEAN (mm): 0.26

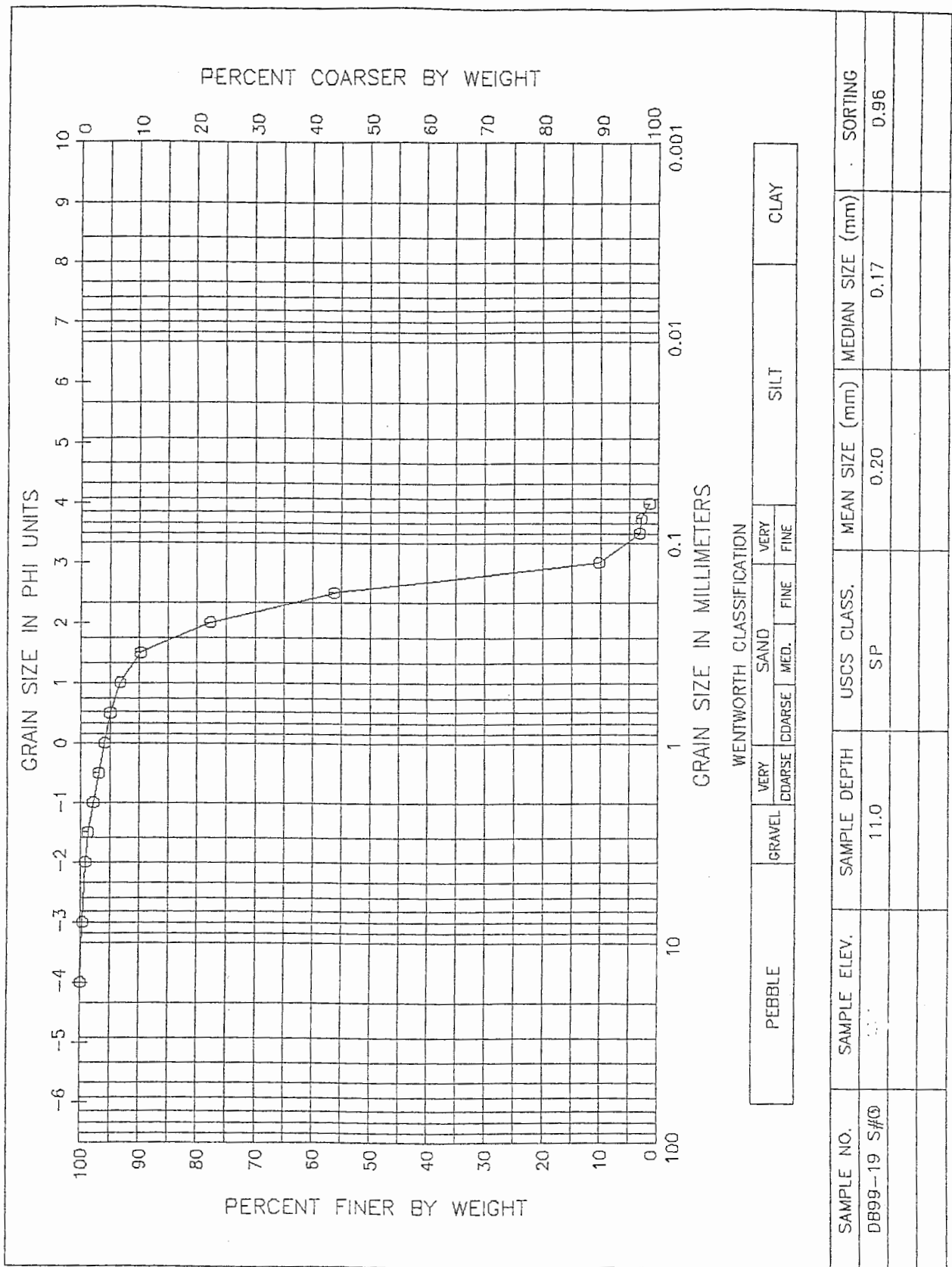
DATA FILE NAME: DB99-19#4.TAB

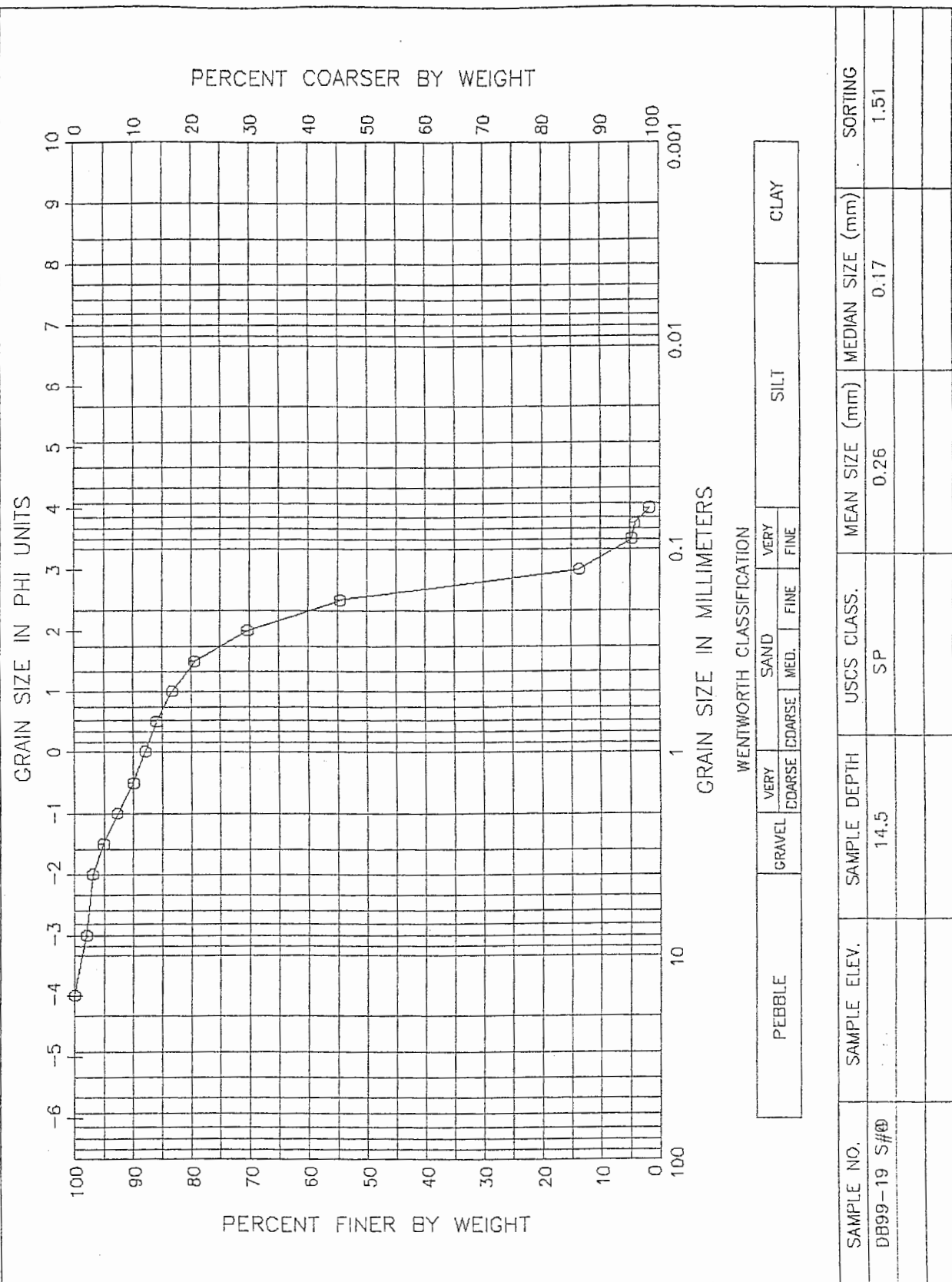




SAMPLE NO.	SAMPLE ELEV.	SAMPLE DEPTH	USDS CLASS.	MEAN SIZE (mm)	MEDIAN SIZE (mm)	SORTING
DB99-19 S#0		6.0	SP	0.19	0.17	0.68

GRAIN SIZE DISTRIBUTION CURVE
 DELRAY BEACH VIBRACORES 1999





GRAIN SIZE DISTRIBUTION CURVE
DELRAY BEACH VIBRACORES 1999