






Granularmetric Report Depths and elevations based on measured values				 <b>APTIM</b> 2481 NW Boca Raton Blvd. Boca Raton, FL 33431 ph (561) 391-8102			
Project Name: Mexico Beach Sand Search							
Sample Name: MBJP-18-05 #1							
Analysis Date: 12-27-18							
Analyzed By: TS							
Easting (ft):		Northing (ft):		Coordinate System:		Elevation (ft):	
1,672,130		340,352		Florida State Plane North		-18.7 NAVD88	
USCS:		Munsell:		Comments:			
SP		Wet - 2.5Y-7/2 Dry - 2.5Y-8/2 Washed - 2.5Y-8/2					
Dry Weight (g):	Wash Weight (g):	Pan Retained (g):	Sieve Loss (%):	Fines (%):	Organics (%):	Carbonates (%):	Shell Hash (%):
99.91	98.98	0.00	0.05	#200 - 1.01 #230 - 0.99			
Sieve Number	Sieve Size (Phi)	Sieve Size (Millimeters)	Grams Retained	% Weight Retained	Cum. Grams Retained	C. % Weight Retained	
3/4"	-4.25	19.03	0.00	0.00	0.00	0.00	
5/8"	-4.00	16.00	0.00	0.00	0.00	0.00	
7/16"	-3.50	11.31	0.00	0.00	0.00	0.00	
5/16"	-3.00	8.00	0.41	0.41	0.41	0.41	
3.5	-2.50	5.66	0.00	0.00	0.41	0.41	
4	-2.25	4.76	0.00	0.00	0.41	0.41	
5	-2.00	4.00	0.02	0.02	0.43	0.43	
7	-1.50	2.83	0.02	0.02	0.45	0.45	
10	-1.00	2.00	0.03	0.03	0.48	0.48	
14	-0.50	1.41	0.11	0.11	0.59	0.59	
18	0.00	1.00	0.14	0.14	0.73	0.73	
25	0.50	0.71	0.30	0.30	1.03	1.03	
35	1.00	0.50	2.16	2.16	3.19	3.19	
45	1.50	0.35	6.53	6.54	9.72	9.73	
60	2.00	0.25	24.09	24.11	33.81	33.84	
80	2.50	0.18	49.12	49.16	82.93	83.00	
120	3.00	0.13	14.53	14.54	97.46	97.54	
170	3.50	0.09	1.40	1.40	98.86	98.94	
200	3.75	0.07	0.05	0.05	98.91	98.99	
230	4.00	0.06	0.02	0.02	98.93	99.01	
Phi 5	Phi 16	Phi 25	Phi 50	Phi 75	Phi 84	Phi 95	
2.91	2.53	2.42	2.16	1.82	1.63	1.14	
Moment	Mean Phi	Mean mm	Sorting	Skewness	Kurtosis		
Statistics	2.08	0.24	0.61	-3.39	28.28		

<b>Granularmetric Report</b> Depths and elevations based on measured values				 <b>APTIM</b> 2481 NW Boca Raton Blvd. Boca Raton, FL 33431 ph (561) 391-8102			
Project Name: Mexico Beach Sand Search							
Sample Name: MBJP-18-05 #2							
Analysis Date: 12-27-18							
Analyzed By: TS							
Easting (ft): <b>1,672,130</b>		Northing (ft): <b>340,352</b>		Coordinate System: <b>Florida State Plane North</b>		Elevation (ft): <b>-23.7 NAVD88</b>	
USCS: <b>SP</b>		Munsell: Wet - 2.5Y-7/1 Dry - 2.5Y-8/1 Washed - 2.5Y-8/1		Comments:			
Dry Weight (g): <b>95.20</b>	Wash Weight (g): <b>94.14</b>	Pan Retained (g): <b>0.00</b>	Sieve Loss (%): <b>0.09</b>	Fines (%): <b>#200 - 1.25</b> <b>#230 - 1.21</b>	Organics (%):	Carbonates (%):	Shell Hash (%):
Sieve Number	Sieve Size (Phi)	Sieve Size (Millimeters)	Grams Retained	% Weight Retained	Cum. Grams Retained	C. % Weight Retained	
3/4"	-4.25	19.03	0.00	0.00	0.00	0.00	
5/8"	-4.00	16.00	0.00	0.00	0.00	0.00	
7/16"	-3.50	11.31	0.00	0.00	0.00	0.00	
5/16"	-3.00	8.00	0.00	0.00	0.00	0.00	
3.5	-2.50	5.66	0.00	0.00	0.00	0.00	
4	-2.25	4.76	0.00	0.00	0.00	0.00	
5	-2.00	4.00	0.00	0.00	0.00	0.00	
7	-1.50	2.83	0.04	0.04	0.04	0.04	
10	-1.00	2.00	0.02	0.02	0.06	0.06	
14	-0.50	1.41	0.03	0.03	0.09	0.09	
18	0.00	1.00	0.07	0.07	0.16	0.16	
25	0.50	0.71	0.30	0.32	0.46	0.48	
35	1.00	0.50	1.39	1.46	1.85	1.94	
45	1.50	0.35	4.55	4.78	6.40	6.72	
60	2.00	0.25	20.02	21.03	26.42	27.75	
80	2.50	0.18	53.08	55.76	79.50	83.51	
120	3.00	0.13	13.58	14.26	93.08	97.77	
170	3.50	0.09	0.90	0.95	93.98	98.72	
200	3.75	0.07	0.03	0.03	94.01	98.75	
230	4.00	0.06	0.04	0.04	94.05	98.79	
Phi 5	Phi 16	Phi 25	Phi 50	Phi 75	Phi 84	Phi 95	
2.90	2.52	2.42	2.20	1.93	1.72	1.32	
Moment	Mean Phi	Mean mm	Sorting	Skewness	Kurtosis		
Statistics	2.14	0.23	0.45	-1.24	8.56		

Granularmetric Report				 APTIM           2481 NW Boca Raton Blvd.           Boca Raton, FL 33431           ph (561) 391-8102			
Depths and elevations based on measured values							
Project Name: Mexico Beach Sand Search							
Sample Name: MBJP-18-05 #3							
Analysis Date: 12-28-18							
Analyzed By: TS							
Easting (ft):		Northing (ft):		Coordinate System:		Elevation (ft):	
1,672,130		340,352		Florida State Plane North		-28.7 NAVD88	
USCS:		Munsell:		Comments:			
SP		Wet - 5Y-6/1 Dry - 5Y-8/1 Washed - 5Y-8/1					
Dry Weight (g):	Wash Weight (g):	Pan Retained (g):	Sieve Loss (%):	Fines (%):	Organics (%):	Carbonates (%):	Shell Hash (%):
108.96	107.70	0.00	0.15	#200 - 1.31 #230 - 1.31			
Sieve Number	Sieve Size (Phi)	Sieve Size (Millimeters)	Grams Retained	% Weight Retained	Cum. Grams Retained	C. % Weight Retained	
3/4"	-4.25	19.03	0.00	0.00	0.00	0.00	
5/8"	-4.00	16.00	0.00	0.00	0.00	0.00	
7/16"	-3.50	11.31	0.00	0.00	0.00	0.00	
5/16"	-3.00	8.00	0.00	0.00	0.00	0.00	
3.5	-2.50	5.66	0.07	0.06	0.07	0.06	
4	-2.25	4.76	0.00	0.00	0.07	0.06	
5	-2.00	4.00	0.00	0.00	0.07	0.06	
7	-1.50	2.83	0.11	0.10	0.18	0.16	
10	-1.00	2.00	0.12	0.11	0.30	0.27	
14	-0.50	1.41	0.16	0.15	0.46	0.42	
18	0.00	1.00	0.14	0.13	0.60	0.55	
25	0.50	0.71	0.47	0.43	1.07	0.98	
35	1.00	0.50	1.68	1.54	2.75	2.52	
45	1.50	0.35	5.17	4.74	7.92	7.26	
60	2.00	0.25	21.33	19.58	29.25	26.84	
80	2.50	0.18	60.31	55.35	89.56	82.19	
120	3.00	0.13	16.37	15.02	105.93	97.21	
170	3.50	0.09	1.52	1.40	107.45	98.61	
200	3.75	0.07	0.09	0.08	107.54	98.69	
230	4.00	0.06	0.00	0.00	107.54	98.69	
Phi 5	Phi 16	Phi 25	Phi 50	Phi 75	Phi 84	Phi 95	
2.93	2.56	2.44	2.21	1.95	1.72	1.26	
Moment	Mean Phi	Mean mm	Sorting	Skewness	Kurtosis		
Statistics	2.14	0.23	0.51	-2.22	16.2		

<div>Granularmetric Report</div> <div>Depths and elevations based on measured values</div>				<div> APTIM 2481 NW Boca Raton Blvd. Boca Raton, FL 33431 ph (561) 391-8102</div>			
Project Name: Mexico Beach Sand Search							
Sample Name: MBJP-18-05 #4							
Analysis Date: 12-22-18							
Analyzed By: SP							
Easting (ft):  1,672,130		Northing (ft):  340,352		Coordinate System:  Florida State Plane North		Elevation (ft):  -33.7 NAVD88	
USCS:  SP		Munsell: Wet - 2.5Y-7/1 Dry - 2.5Y-8/1 Washed - 2.5Y-8/1		Comments:			
Dry Weight (g):  109.02	Wash Weight (g):  107.84	Pan Retained (g):  0.01	Sieve Loss (%):  0.01	Fines (%): #200 - 1.12 #230 - 1.10	Organics (%):	Carbonates (%):	Shell Hash (%):
Sieve Number	Sieve Size (Phi)	Sieve Size (Millimeters)	Grams Retained	% Weight Retained	Cum. Grams Retained	C. % Weight Retained	
3/4"	-4.25	19.03	0.00	0.00	0.00	0.00	
5/8"	-4.00	16.00	0.00	0.00	0.00	0.00	
7/16"	-3.50	11.31	0.00	0.00	0.00	0.00	
5/16"	-3.00	8.00	0.00	0.00	0.00	0.00	
3.5	-2.50	5.66	0.00	0.00	0.00	0.00	
4	-2.25	4.76	0.00	0.00	0.00	0.00	
5	-2.00	4.00	0.00	0.00	0.00	0.00	
7	-1.50	2.83	0.02	0.02	0.02	0.02	
10	-1.00	2.00	0.03	0.03	0.05	0.05	
14	-0.50	1.41	0.08	0.07	0.13	0.12	
18	0.00	1.00	0.10	0.09	0.23	0.21	
25	0.50	0.71	0.20	0.18	0.43	0.39	
35	1.00	0.50	1.59	1.46	2.02	1.85	
45	1.50	0.35	5.48	5.03	7.50	6.88	
60	2.00	0.25	23.55	21.60	31.05	28.48	
80	2.50	0.18	62.40	57.24	93.45	85.72	
120	3.00	0.13	13.03	11.95	106.48	97.67	
170	3.50	0.09	1.28	1.17	107.76	98.84	
200	3.75	0.07	0.04	0.04	107.80	98.88	
230	4.00	0.06	0.02	0.02	107.82	98.90	
Phi 5	Phi 16	Phi 25	Phi 50	Phi 75	Phi 84	Phi 95	
2.89	2.48	2.41	2.19	1.92	1.71	1.31	
Moment	Mean Phi	Mean mm	Sorting	Skewness	Kurtosis		
Statistics	2.13	0.23	0.44	-1.19	8.28		

<div>Granularmetric Report</div> <div>Depths and elevations based on measured values</div>				<div><div>APTIM</div><div>2481 NW Boca Raton Blvd. Boca Raton, FL 33431 ph (561) 391-8102</div></div>			
Project Name: Mexico Beach Sand Search							
Sample Name: MBJP-18-05 #5							
Analysis Date: 12-22-18							
Analyzed By: SP							
Easting (ft):  1,672,130		Northing (ft):  340,352		Coordinate System:  Florida State Plane North		Elevation (ft):  -38.7 NAVD88	
USCS:  SP		Munsell: Wet - 5Y-7/1 Dry - 5Y-8/1 Washed - 5Y-8/1		Comments:			
Dry Weight (g):  91.32	Wash Weight (g):  90.25	Pan Retained (g):  0.00	Sieve Loss (%):  0.02	Fines (%): #200 - 1.23 #230 - 1.21	Organics (%):	Carbonates (%):	Shell Hash (%):
Sieve Number	Sieve Size (Phi)	Sieve Size (Millimeters)	Grams Retained	% Weight Retained	Cum. Grams Retained	C. % Weight Retained	
3/4"	-4.25	19.03	0.00	0.00	0.00	0.00	
5/8"	-4.00	16.00	0.00	0.00	0.00	0.00	
7/16"	-3.50	11.31	0.00	0.00	0.00	0.00	
5/16"	-3.00	8.00	0.00	0.00	0.00	0.00	
3.5	-2.50	5.66	0.00	0.00	0.00	0.00	
4	-2.25	4.76	0.20	0.22	0.20	0.22	
5	-2.00	4.00	0.00	0.00	0.20	0.22	
7	-1.50	2.83	0.00	0.00	0.20	0.22	
10	-1.00	2.00	0.01	0.01	0.21	0.23	
14	-0.50	1.41	0.05	0.05	0.26	0.28	
18	0.00	1.00	0.05	0.05	0.31	0.33	
25	0.50	0.71	0.27	0.30	0.58	0.63	
35	1.00	0.50	1.39	1.52	1.97	2.15	
45	1.50	0.35	4.86	5.32	6.83	7.47	
60	2.00	0.25	20.20	22.12	27.03	29.59	
80	2.50	0.18	51.18	56.04	78.21	85.63	
120	3.00	0.13	11.25	12.32	89.46	97.95	
170	3.50	0.09	0.71	0.78	90.17	98.73	
200	3.75	0.07	0.04	0.04	90.21	98.77	
230	4.00	0.06	0.02	0.02	90.23	98.79	
Phi 5	Phi 16	Phi 25	Phi 50	Phi 75	Phi 84	Phi 95	
2.88	2.49	2.41	2.18	1.90	1.69	1.27	
Moment	Mean Phi	Mean mm	Sorting	Skewness	Kurtosis		
Statistics	2.11	0.23	0.49	-2.46	20.39		