





<b>Granularmetric Report</b> Depths and elevations based on measured values				  American Vibracore Services, Inc. 1215 Wallace Drive Delray Beach, FL 33444			
Project Name: Jupiter Island 10							
Sample Name: JI-10 #S-2 (6.6')							
Analysis Date: 04-23-10							
Analyzed By: JR							
Easting (ft): <div style="text-align: center;">966727.</div>		Northing (ft): <div style="text-align: center;">975665.</div>		Coordinate System: <div style="text-align: center;">Florida State Plane East</div>		Elevation (ft): <div style="text-align: center;">-49.5 NAVD 88</div>	
USCS: <div style="text-align: center;">SW</div>		Munsell: <div style="text-align: center;">Wet - 10YR-5/1</div>		Comments: <div style="text-align: center;">10 YR 5/1 Munsell @ 10% Moisture</div>			
Dry Weight (g): <div style="text-align: center;">173.64</div>	Wash Weight (g): <div style="text-align: center;">171.60</div>	Pan Retained (g):	Sieve Loss (%):	Fines (%): <div style="text-align: center;">#230 - 1.32</div>	Organics (%):	Carbonates (%): <div style="text-align: center;">86.80</div>	Shells (%):
Sieve Number	Sieve Size (Phi)	Sieve Size (Millimeters)	Grams Retained	% Weight Retained	Cum. Grams Retained	C. % Weight Retained	
3/4"	-4.25	19.03		0.00	0.00	0.00	
3.5	-2.49	5.62	1.90	1.09	1.90	1.09	
4	-2.25	4.76	0.64	0.37	2.54	1.46	
5	-2.00	4.00	1.00	0.58	3.54	2.04	
7	-1.50	2.83	4.09	2.36	7.63	4.40	
10	-1.00	2.00	7.91	4.56	15.54	8.96	
14	-0.50	1.41	14.33	8.25	29.87	17.21	
18	0.00	1.00	19.84	11.43	49.71	28.64	
25	0.50	0.71	25.34	14.59	75.05	43.23	
35	1.00	0.50	30.22	17.40	105.27	60.63	
45	1.50	0.35	31.94	18.39	137.21	79.02	
60	2.00	0.25	26.84	15.46	164.05	94.48	
80	2.50	0.18	4.92	2.83	168.97	97.31	
120	3.00	0.13	1.73	1.00	170.70	98.31	
170	3.50	0.09	0.47	0.27	171.17	98.58	
230	4.00	0.06	0.18	0.10	171.35	98.68	
Phi 5	Phi 16	Phi 25	Phi 50	Phi 75	Phi 84	Phi 95	
2.09	1.66	1.39	0.69	-0.16	-0.57	-1.43	
Moment	Mean Phi	Mean mm	Sorting	Skewness	Kurtosis		
Statistics	0.53	0.69	1.11	-0.68	3.71		

<b>Granularmetric Report</b> Depths and elevations based on measured values				  American Vibracore Services, Inc. 1215 Wallace Drive Delray Beach, FL 33444			
Project Name: Jupiter Island 10							
Sample Name: JI-10 #S-3 (9.5')							
Analysis Date: 03-31-10							
Analyzed By: JR							
Easting (ft): <div style="text-align: center;">966727.</div>		Northing (ft): <div style="text-align: center;">975665.</div>		Coordinate System: <div style="text-align: center;">Florida State Plane East</div>		Elevation (ft): <div style="text-align: center;">-52.4 NAVD 88</div>	
USCS: <div style="text-align: center;">SW</div>		Munsell: <div style="text-align: center;">Wet - 10YR-4/1</div>		Comments: <div style="text-align: center;">10YR 4/1 Munsell @ 10% Moisture</div>			
Dry Weight (g): <div style="text-align: center;">266.90</div>	Wash Weight (g): <div style="text-align: center;">261.25</div>	Pan Retained (g):	Sieve Loss (%):	Fines (%): <div style="text-align: center;">#230 - 2.13</div>	Organics (%):	Carbonates (%): <div style="text-align: center;">72.90</div>	Shells (%):
Sieve Number	Sieve Size (Phi)	Sieve Size (Millimeters)	Grams Retained	% Weight Retained	Cum. Grams Retained	C. % Weight Retained	
3/4"	-4.25	19.03		0.00	0.00	0.00	
3.5	-2.49	5.62	1.62	0.61	1.62	0.61	
4	-2.25	4.76	0.39	0.15	2.01	0.76	
5	-2.00	4.00	0.50	0.19	2.51	0.95	
7	-1.50	2.83	1.36	0.51	3.87	1.46	
10	-1.00	2.00	3.80	1.42	7.67	2.88	
14	-0.50	1.41	8.23	3.08	15.90	5.96	
18	0.00	1.00	11.44	4.29	27.34	10.25	
25	0.50	0.71	15.85	5.94	43.19	16.19	
35	1.00	0.50	32.94	12.34	76.13	28.53	
45	1.50	0.35	44.39	16.63	120.52	45.16	
60	2.00	0.25	45.09	16.89	165.61	62.05	
80	2.50	0.18	53.29	19.97	218.90	82.02	
120	3.00	0.13	37.59	14.08	256.49	96.10	
170	3.50	0.09	3.94	1.48	260.43	97.58	
230	4.00	0.06	0.78	0.29	261.21	97.87	
Phi 5	Phi 16	Phi 25	Phi 50	Phi 75	Phi 84	Phi 95	
2.96	2.57	2.32	1.64	0.86	0.48	-0.66	
Moment Statistics	Mean Phi	Mean mm	Sorting	Skewness	Kurtosis		
	1.45	0.37	1.11	-1.07	4.75		

# Granulometric Report

Depths and elevations based on measured values



American Vibracore Services, Inc.  
1215 Wallace Drive  
Delray Beach, FL 33444

Project Name: Jupiter Island 10

Sample Name: JI-10 #S-4 (13)

Analysis Date: 03-31-10

Analyzed By: JR

Easting (ft):

966727.

Northing (ft):

975665.

Coordinate System:

Florida State Plane East

Elevation (ft):

-55.9 NAVD 88

USCS:

SP

Munsell:

Wet - 10YR-4/1

Comments:

10YR 4/1 @ 10% moisture

Dry Weight (g):

222.40

Wash Weight (g):

217.92

Pan Retained (g):

Sieve Loss (%):

Fines (%):

#230 - 2.31

Organics (%):

Carbonates (%):

Shells (%):

Sieve Number

Sieve Size (Phi)

Sieve Size (Millimeters)

Grams Retained

% Weight Retained

Cum. Grams Retained

C. % Weight Retained

3/4"

-4.25

19.03

0.00

0.00

0.00

3.5

-2.49

5.62

0.18

0.08

0.08

4

-2.25

4.76

0.27

0.12

0.20

5

-2.00

4.00

0.30

0.13

0.33

7

-1.50

2.83

1.36

0.61

0.94

10

-1.00

2.00

2.90

1.30

2.24

14

-0.50

1.41

5.83

2.62

4.86

18

0.00

1.00

7.89

3.55

8.41

25

0.50

0.71

10.09

4.54

12.95

35

1.00

0.50

15.74

7.08

20.03

45

1.50

0.35

24.84

11.17

31.20

60

2.00

0.25

39.75

17.87

49.07

80

2.50

0.18

63.75

28.66

77.73

120

3.00

0.13

37.77

16.98

94.71

170

3.50

0.09

4.54

2.04

96.75

230

4.00

0.06

2.10

0.94

97.69

Phi 5

Phi 16

Phi 25

Phi 50

Phi 75

Phi 84

Phi 95

3.07

2.68

2.45

2.02

1.22

0.72

-0.48

Moment

Mean Phi

Mean mm

Sorting

Skewness

Kurtosis

Statistics

1.71


0.31

1.05

-1.16

4.39



<b>Granularmetric Report</b> Depths and elevations based on measured values				  American Vibracore Services, Inc. 1215 Wallace Drive Delray Beach, FL 33444			
Project Name: Jupiter Island 10							
Sample Name: JI-10 PCC #S-1 (6.6')							
Analysis Date: 02-23-10							
Analyzed By: ML							
Easting (ft): <div style="text-align: center;">966727.</div>		Northing (ft): <div style="text-align: center;">975665.</div>		Coordinate System: <div style="text-align: center;">Florida State Plane East</div>		Elevation (ft): <div style="text-align: center;">-49.5 NAVD 88</div>	
USCS: <div style="text-align: center;">SP</div>		Munsell:		Comments: <div style="text-align: center;">10 YR 5/1 Munsell @ 10% moisture. Sample after Calcium carbonate.</div>			
Dry Weight (g): <div style="text-align: center;">9.99</div>	Wash Weight (g): <div style="text-align: center;">9.99</div>	Pan Retained (g):	Sieve Loss (%):	Fines (%): <div style="text-align: center;">#230 - 0.50</div>	Organics (%):	Carbonates (%):	Shells (%):
Sieve Number	Sieve Size (Phi)	Sieve Size (Millimeters)	Grams Retained	% Weight Retained	Cum. Grams Retained	C. % Weight Retained	
3/4"	-4.25	19.03		0.00	0.00	0.00	
3.5	-2.49	5.62	0.00	0.00	0.00	0.00	
4	-2.25	4.76	0.00	0.00	0.00	0.00	
5	-2.00	4.00	0.00	0.00	0.00	0.00	
7	-1.50	2.83	0.00	0.00	0.00	0.00	
10	-1.00	2.00	0.00	0.00	0.00	0.00	
14	-0.50	1.41	0.00	0.00	0.00	0.00	
18	0.00	1.00	0.00	0.00	0.00	0.00	
25	0.50	0.71	0.05	0.50	0.05	0.50	
35	1.00	0.50	0.69	6.91	0.74	7.41	
45	1.50	0.35	3.22	32.23	3.96	39.64	
60	2.00	0.25	4.86	48.65	8.82	88.29	
80	2.50	0.18	0.55	5.51	9.37	93.80	
120	3.00	0.13	0.26	2.60	9.63	96.40	
170	3.50	0.09	0.17	1.70	9.80	98.10	
230	4.00	0.06	0.14	1.40	9.94	99.50	
Phi 5	Phi 16	Phi 25	Phi 50	Phi 75	Phi 84	Phi 95	
2.73	1.96	1.86	1.61	1.27	1.13	0.83	
Moment	Mean Phi	Mean mm	Sorting	Skewness	Kurtosis		
Statistics	1.62	0.33	0.53	1.28	6.75		