





Granularmetric Report Depths and elevations based on measured values				 US Army Corps of Engineers 701 San Marco Blvd. Jacksonville, Florida 32207 Phone (904) 396-7121			
Project Name: Sarasota SPP							
Sample Name: VB-SCV09-45 #1							
Analysis Date: 07-17-09							
Analyzed By:							
Easting (ft): <div style="text-align: center;">492,737</div>		Northing (ft): <div style="text-align: center;">935,362</div>		Coordinate System:		Elevation (ft): <div style="text-align: center;">-40.1 NAVD88</div>	
USCS: <div style="text-align: center;">SW</div>		Munsell: <div style="text-align: center;">Wet - 5Y 4/1</div>		Comments:			
Dry Weight (g):	Wash Weight (g):	Pan Retained (g):	Sieve Loss (%):	Fines (%): #230 - 4.08	Organics (%):	Carbonates (%):	Shells (%): 10.00
Sieve Number	Sieve Size (Phi)	Sieve Size (Millimeters)	Grams Retained	% Weight Retained	Cum. Grams Retained	C. % Weight Retained	
#3.5	-2.50	5.66		0.00		0.00	
#4	-2.25	4.75		0.17		0.17	
#5	-2.00	3.99		0.47		0.64	
#7	-1.50	2.82		1.15		1.79	
#10	-1.00	2.00		2.10		3.89	
#14	-0.50	1.41		3.35		7.24	
#18	0.00	1.00		3.69		10.93	
#25	0.50	0.71		6.94		17.87	
#35	1.00	0.50		4.93		22.80	
#45	1.50	0.35		13.20		36.00	
#60	2.00	0.25		4.87		40.87	
#80	2.50	0.18		36.35		77.22	
#120	3.00	0.13		17.04		94.26	
#170	3.50	0.09		0.89		95.15	
#200	3.75	0.07		0.66		95.81	
#230	4.00	0.06		0.11		95.92	
Phi 5	Phi 16	Phi 25	Phi 50	Phi 75	Phi 84	Phi 95	
3.42	2.70	2.47	2.12	1.08	0.36	-0.83	
Moment	Mean Phi	Mean mm	Sorting	Skewness	Kurtosis		
Statistics	1.62	0.33	1.17	-1.13	3.63		

Granularmetric Report Depths and elevations based on measured values				 US Army Corps of Engineers 701 San Marco Blvd. Jacksonville, Florida 32207 Phone (904) 396-7121			
Project Name: Sarasota SPP							
Sample Name: VB-SCV09-45 #4.5							
Analysis Date: 07-17-09							
Analyzed By:							
Easting (ft): <div style="text-align: center;">492,737</div>		Northing (ft): <div style="text-align: center;">935,362</div>		Coordinate System:		Elevation (ft): <div style="text-align: center;">-43.6 NAVD88</div>	
USCS: <div style="text-align: center;">SW</div>		Munsell: <div style="text-align: center;">Wet - 5Y 4/1</div>		Comments:			
Dry Weight (g):	Wash Weight (g):	Pan Retained (g):	Sieve Loss (%):	Fines (%): #230 - 1.33	Organics (%):	Carbonates (%):	Shells (%): 15.00
Sieve Number	Sieve Size (Phi)	Sieve Size (Millimeters)	Grams Retained	% Weight Retained	Cum. Grams Retained	C. % Weight Retained	
#3.5	-2.50	5.66		0.00		0.00	
#4	-2.25	4.75		0.04		0.04	
#5	-2.00	3.99		0.17		0.21	
#7	-1.50	2.82		0.51		0.72	
#10	-1.00	2.00		1.23		1.95	
#14	-0.50	1.41		2.27		4.22	
#18	0.00	1.00		2.91		7.13	
#25	0.50	0.71		4.88		12.01	
#35	1.00	0.50		8.45		20.46	
#45	1.50	0.35		15.09		35.55	
#60	2.00	0.25		25.63		61.18	
#80	2.50	0.18		21.97		83.15	
#120	3.00	0.13		13.28		96.43	
#170	3.50	0.09		1.86		98.29	
#200	3.75	0.07		0.23		98.52	
#230	4.00	0.06		0.15		98.67	
Phi 5	Phi 16	Phi 25	Phi 50	Phi 75	Phi 84	Phi 95	
2.95	2.53	2.31	1.78	1.15	0.73	-0.37	
Moment	Mean Phi	Mean mm	Sorting	Skewness	Kurtosis		
Statistics	1.61	0.33	0.97	-1.01	4.24		

Granularmetric Report Depths and elevations based on measured values				 US Army Corps of Engineers 701 San Marco Blvd. Jacksonville, Florida 32207 Phone (904) 396-7121			
Project Name: Sarasota SPP							
Sample Name: VB-SCV09-45 #7.5							
Analysis Date: 07-17-09							
Analyzed By:							
Easting (ft): <div style="text-align: center;">492,737</div>		Northing (ft): <div style="text-align: center;">935,362</div>		Coordinate System:		Elevation (ft): <div style="text-align: center;">-46.6 NAVD88</div>	
USCS: <div style="text-align: center;">SP</div>		Munsell: <div style="text-align: center;">Wet - 5Y 4/1</div>		Comments:			
Dry Weight (g):	Wash Weight (g):	Pan Retained (g):	Sieve Loss (%):	Fines (%): #230 - 4.71	Organics (%):	Carbonates (%):	Shells (%): 5.00
Sieve Number	Sieve Size (Phi)	Sieve Size (Millimeters)	Grams Retained	% Weight Retained	Cum. Grams Retained	C. % Weight Retained	
#4	-2.25	4.75		0.00		0.00	
#5	-2.00	3.99		0.09		0.09	
#7	-1.50	2.82		0.07		0.16	
#10	-1.00	2.00		0.25		0.41	
#14	-0.50	1.41		0.64		1.05	
#18	0.00	1.00		0.92		1.97	
#25	0.50	0.71		1.84		3.81	
#35	1.00	0.50		3.78		7.59	
#45	1.50	0.35		6.32		13.91	
#60	2.00	0.25		11.33		25.24	
#80	2.50	0.18		25.30		50.54	
#120	3.00	0.13		34.87		85.41	
#170	3.50	0.09		7.48		92.89	
#200	3.75	0.07		1.26		94.15	
#230	4.00	0.06		1.14		95.29	
Phi 5	Phi 16	Phi 25	Phi 50	Phi 75	Phi 84	Phi 95	
3.94	2.98	2.85	2.49	1.99	1.59	0.66	
Moment	Mean Phi	Mean mm	Sorting	Skewness	Kurtosis		
Statistics	2.26	0.21	0.82	-1.37	5.97		

Granularmetric Report Depths and elevations based on measured values				 <p>US Army Corps of Engineers 701 San Marco Blvd. Jacksonville, Florida 32207 Phone (904) 396-7121</p>			
Project Name: Sarasota SPP							
Sample Name: VB-SCV09-45 #10.5							
Analysis Date: 07-17-09							
Analyzed By:							
Easting (ft): 492,737		Northing (ft): 935,362		Coordinate System:		Elevation (ft): -49.6 NAVD88	
USCS: SM		Munsell: Wet - 5Y 6/2		Comments:			
Dry Weight (g):	Wash Weight (g):	Pan Retained (g):	Sieve Loss (%):	Fines (%):	Organics (%):	Carbonates (%):	Shells (%):
			#230 - 21.08				15.00
Sieve Number	Sieve Size (Phi)	Sieve Size (Millimeters)	Grams Retained	% Weight Retained	Cum. Grams Retained	C. % Weight Retained	
3/8"	-3.25	9.48		0.00		0.00	
#3.5	-2.50	5.66		2.51		2.51	
#4	-2.25	4.75		0.52		3.03	
#5	-2.00	3.99		0.65		3.68	
#7	-1.50	2.82		1.81		5.49	
#10	-1.00	2.00		1.98		7.47	
#14	-0.50	1.41		3.13		10.60	
#18	0.00	1.00		2.97		13.57	
#25	0.50	0.71		3.35		16.92	
#35	1.00	0.50		3.45		20.37	
#45	1.50	0.35		2.92		23.29	
#60	2.00	0.25		3.65		26.94	
#80	2.50	0.18		8.90		35.84	
#120	3.00	0.13		22.59		58.43	
#170	3.50	0.09		10.29		68.72	
#200	3.75	0.07		5.33		74.05	
#230	4.00	0.06		4.87		78.92	
Phi 5	Phi 16	Phi 25	Phi 50	Phi 75	Phi 84	Phi 95	
		3.80	2.81	1.73	0.36	-1.63	
Moment	Mean Phi	Mean mm	Sorting	Skewness	Kurtosis		
Statistics	1.88	0.27	1.75	-1.17	3.41		