
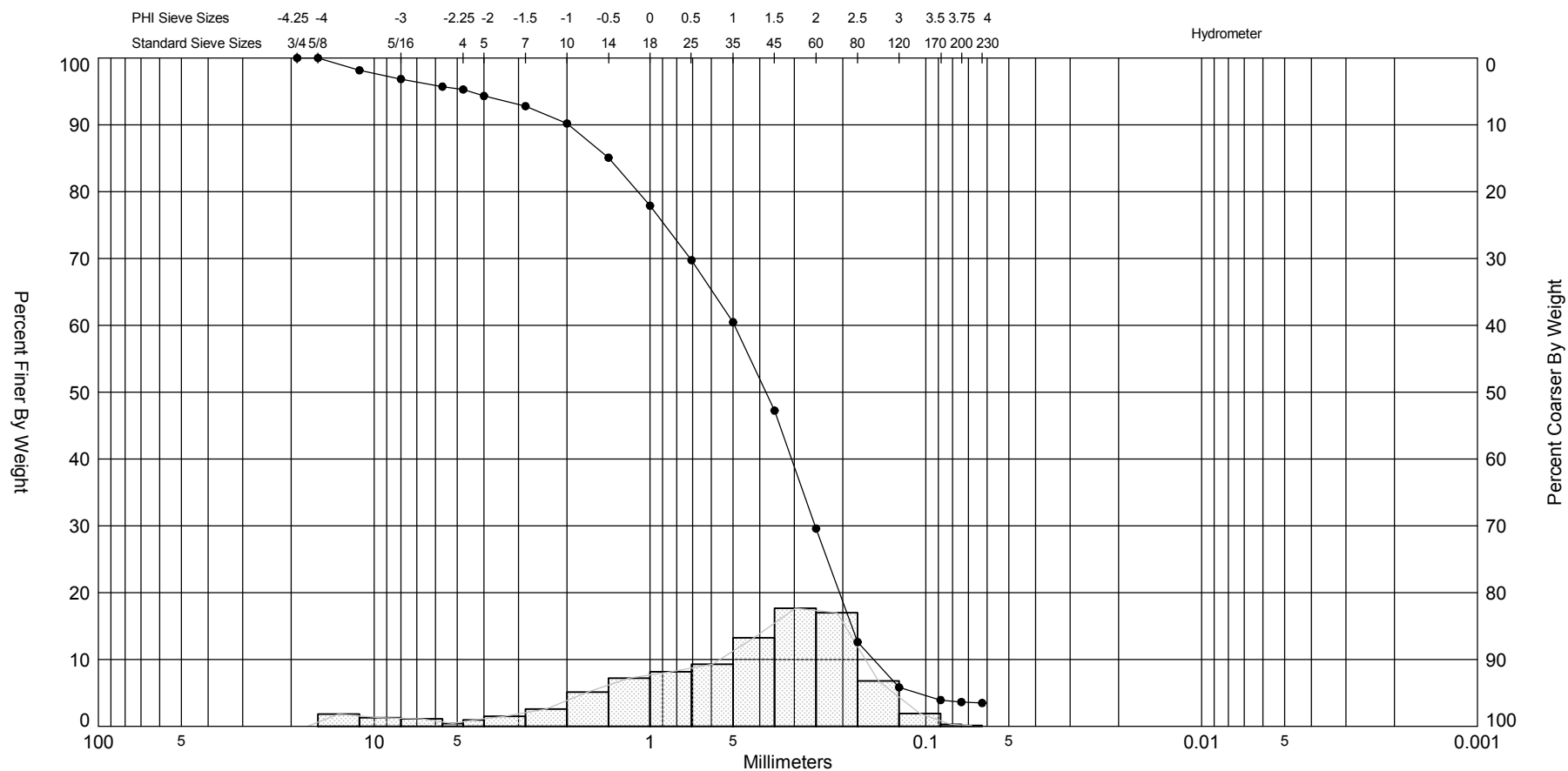



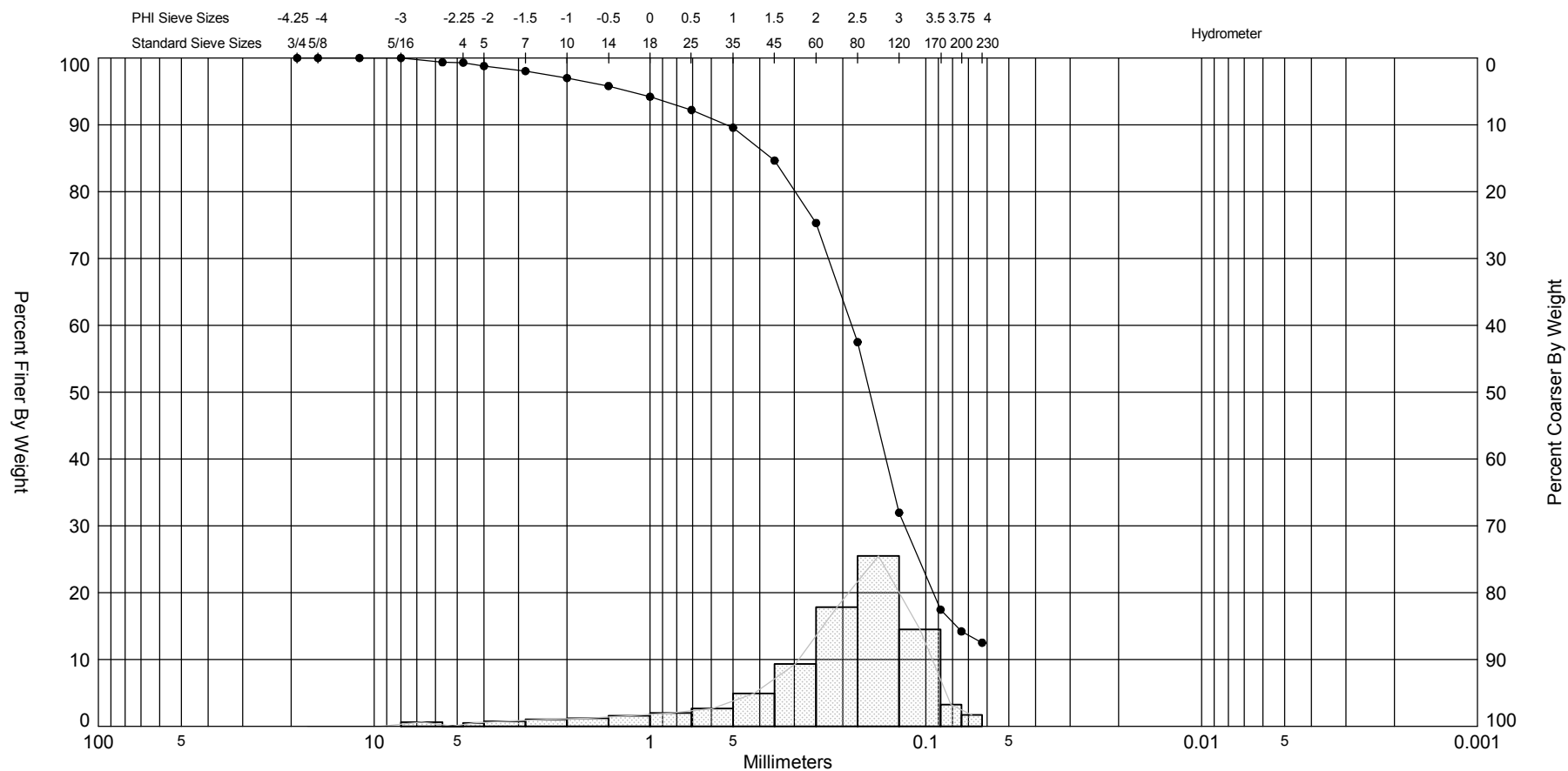
Gravel		Sand			Silt and Clay
Coarse	Fine	Coarse	Medium	Fine	

Sample	Symbol	Elev. (ft)	USCS	% Fines	% Organics	% Carbonates	Median	Mean	Skew	Kurt	Sort	Sample Information	
CH-12-VC-14 #1	—●—	-35.2	SW	#200 - 0.31 #230 - 0.27	0.97	42.53	1.22	0.95	-1.29	5.08	1.23	Project Name:	Charlotte Co
Comments:												Analysis Date:	03-01-13
Depths and elevations based on measured values												Analyzed By:	MB
 COASTAL TECH Coastal Geology & Sediments Laboratory												Easting (X, ft):	531,084.5
												Northing (Y, ft):	897,580.8
												Horizontal System:	NAD 1983
												Vertical System:	NAVD 88
1333 Gateway Dr., Suite 1004 Melbourne, FL 32901 Phone (321) 751-1135 Fax (321) 751-2343													




Gravel		Sand			Silt and Clay
Coarse	Fine	Coarse	Medium	Fine	

Sample	Symbol	Elev. (ft)	USCS	% Fines	% Organics	% Carbonates	Median	Mean	Skew	Kurt	Sort	Sample Information	
CH-12-VC-14 #2	—●—	-38.2	SW	#200 - 3.63 #230 - 3.49	1.37	47.33	1.4	0.96	-1.1	4.03	1.52	Project Name:	Charlotte Co
Comments:												Analysis Date:	03-01-13
Depths and elevations based on measured values												Analyzed By:	MB
 COASTAL TECH Coastal Geology & Sediments Laboratory												Easting (X, ft):	531,084.5
												Northing (Y, ft):	897,580.8
												Horizontal System:	NAD 1983
												Vertical System:	NAVD 88
1333 Gateway Dr., Suite 1004 Melbourne, FL 32901 Phone (321) 751-1135 Fax (321) 751-2343													



Gravel		Sand			Silt and Clay
Coarse	Fine	Coarse	Medium	Fine	

Sample	Symbol	Elev. (ft)	USCS	% Fines	% Organics	% Carbonates	Median	Mean	Skew	Kurt	Sort	Sample Information	
CH-12-VC-14 #3	—●—	-39.7	SM	#200 - 14.20 #230 - 12.51	1.27	21.00	2.65	2.22	-1.76	6.57	1.2	Project Name:	Charlotte Co
Comments:												Analysis Date:	03-01-13
Depths and elevations based on measured values												Analyzed By:	MB
 COASTAL TECH Coastal Geology & Sediments Laboratory												Easting (X, ft):	531,084.5
												Northing (Y, ft):	897,580.8
												Horizontal System:	NAD 1983
												Vertical System:	NAVD 88

1333 Gateway Dr., Suite 1004
 Melbourne, FL 32901
 Phone (321) 751-1135
 Fax (321) 751-2343