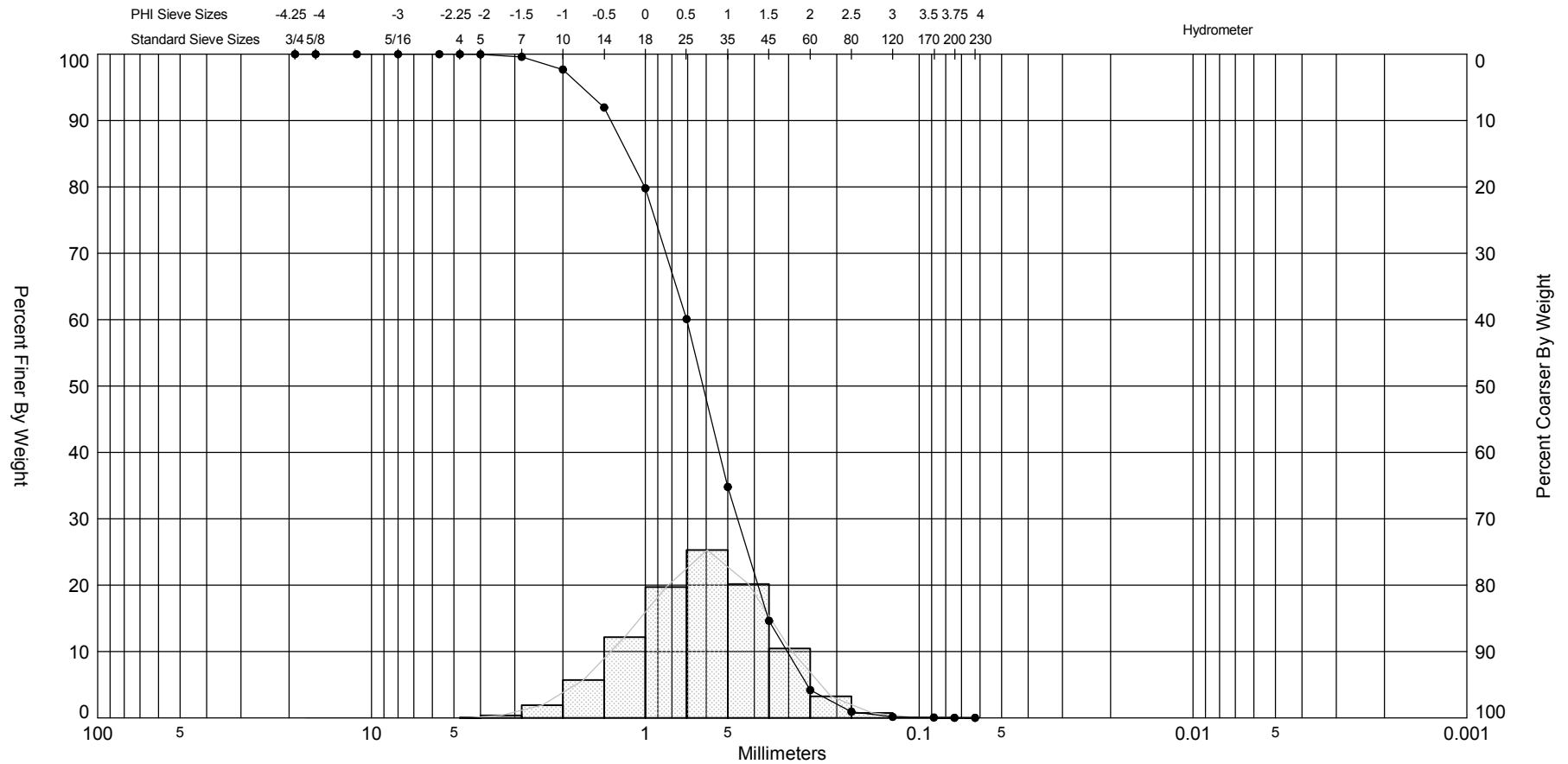



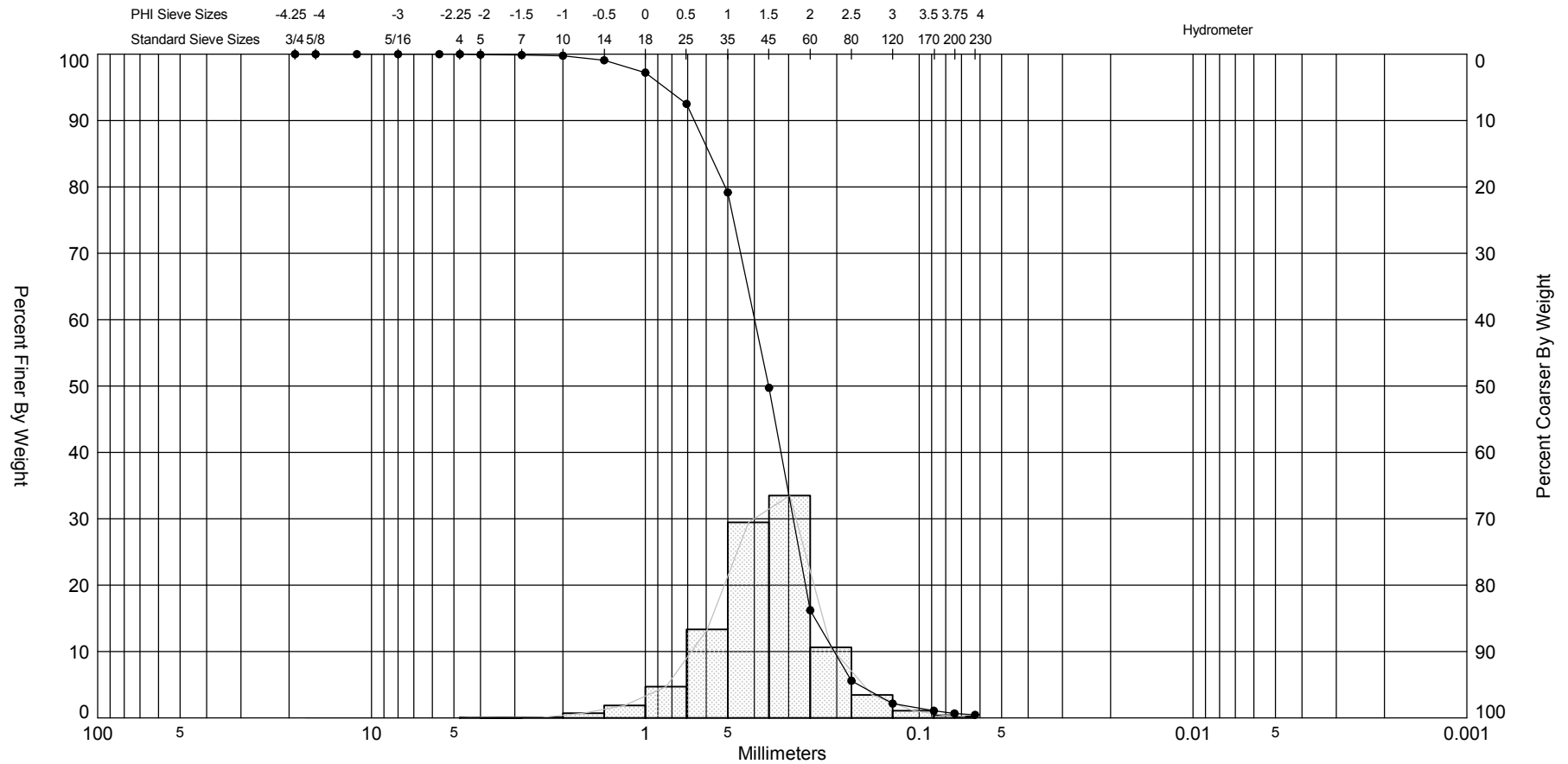
SIEVE ANALYSIS 2011-6-16 SLC PLANS AND SPECS.GPJ FL DEP ROSS.GDT 12/5/11




Gravel		Sand			Silt and Clay
Coarse	Fine	Coarse	Medium	Fine	

Sample	Symbol	Elev. (ft)	USCS	% Fines	% Organics	% Carbonates	Median	Mean	Skew	Kurt	Sort	Sample Information	
SLC-11-C82 #1	—●—	-37.2	SP	#200 - 0.02 #230 - 0.01	1.90	86.20	0.7	0.67	-0.12	3	0.82	Project Name:	2011 SLC Geotech Investigation
Comments:												Analysis Date:	
Depths and elevations based on measured values												Analyzed By:	JB
 <b>COASTAL TECH</b> Coastal Geology & Sediments Laboratory												Easting (X, ft):	934,937
												Northing (Y, ft):	1,101,579
												Horizontal System:	NAD 1983
												Vertical System:	NAVD 88
715 North Drive Suite E Melbourne, FL 32934 Phone (321) 751-1135 Fax (321) 751-2343													

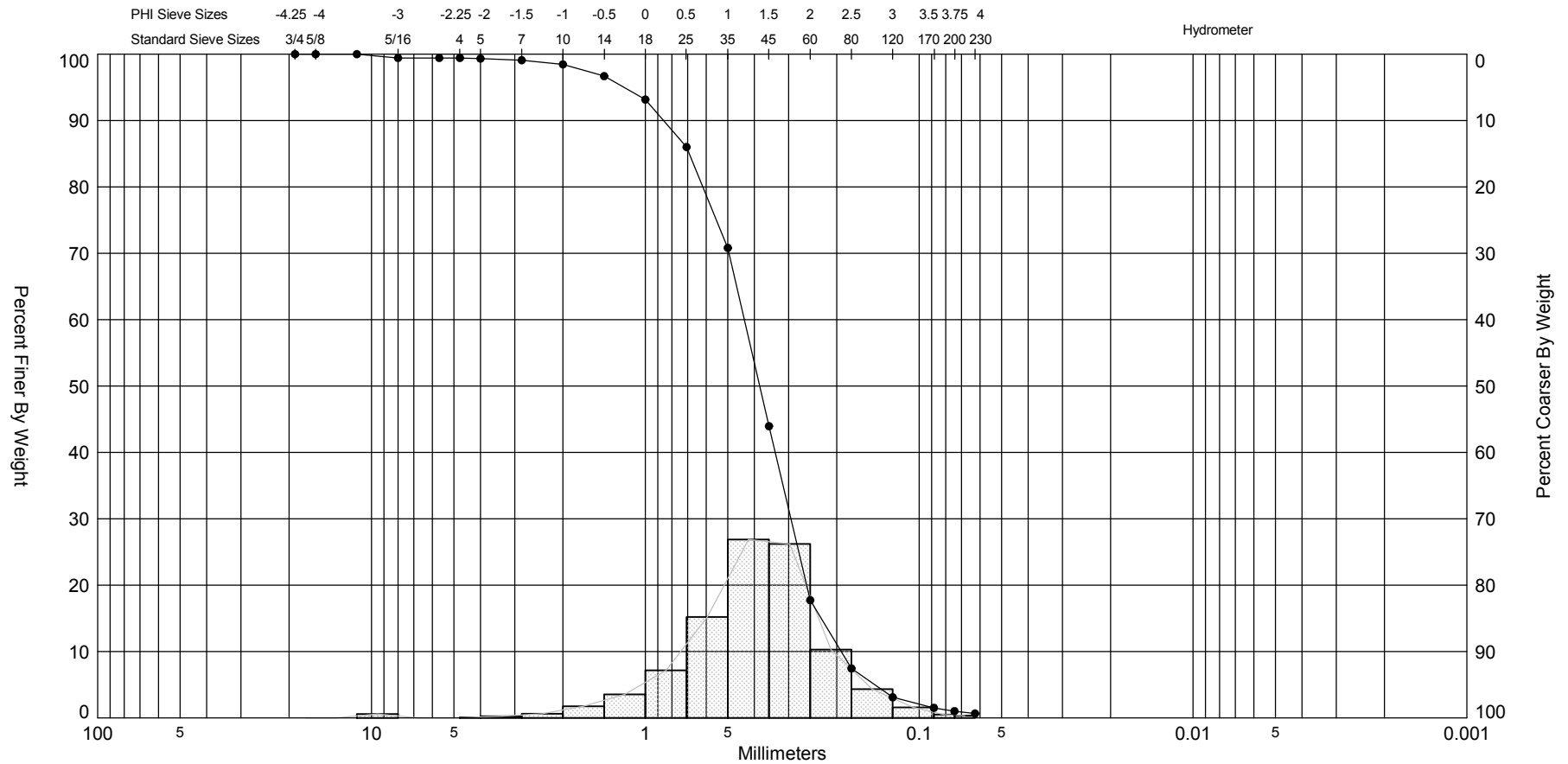
SIEVE ANALYSIS 2011-6-16 SLC PLANS AND SPECS.GPJ FL DEP ROSS.GDT 12/5/11




Gravel		Sand			Silt and Clay	
Coarse	Fine	Coarse	Medium	Fine		

Sample	Symbol	Elev. (ft)	USCS	% Fines	% Organics	% Carbonates	Median	Mean	Skew	Kurt	Sort	Sample Information	
SLC-11-C82 #2	—●—	-40.7	SP	#200 - 0.67 #230 - 0.46	1.80	78.10	1.5	1.45	-0.29	4.83	0.69	Project Name:	2011 SLC Geotech Investigation
Comments:												Analysis Date:	
Depths and elevations based on measured values												Analyzed By:	JB
 <b>COASTAL TECH</b> Coastal Geology & Sediments Laboratory												Easting (X, ft):	934,937
												Northing (Y, ft):	1,101,579
												Horizontal System:	NAD 1983
												Vertical System:	NAVD 88
715 North Drive Suite E Melbourne, FL 32934 Phone (321) 751-1135 Fax (321) 751-2343													

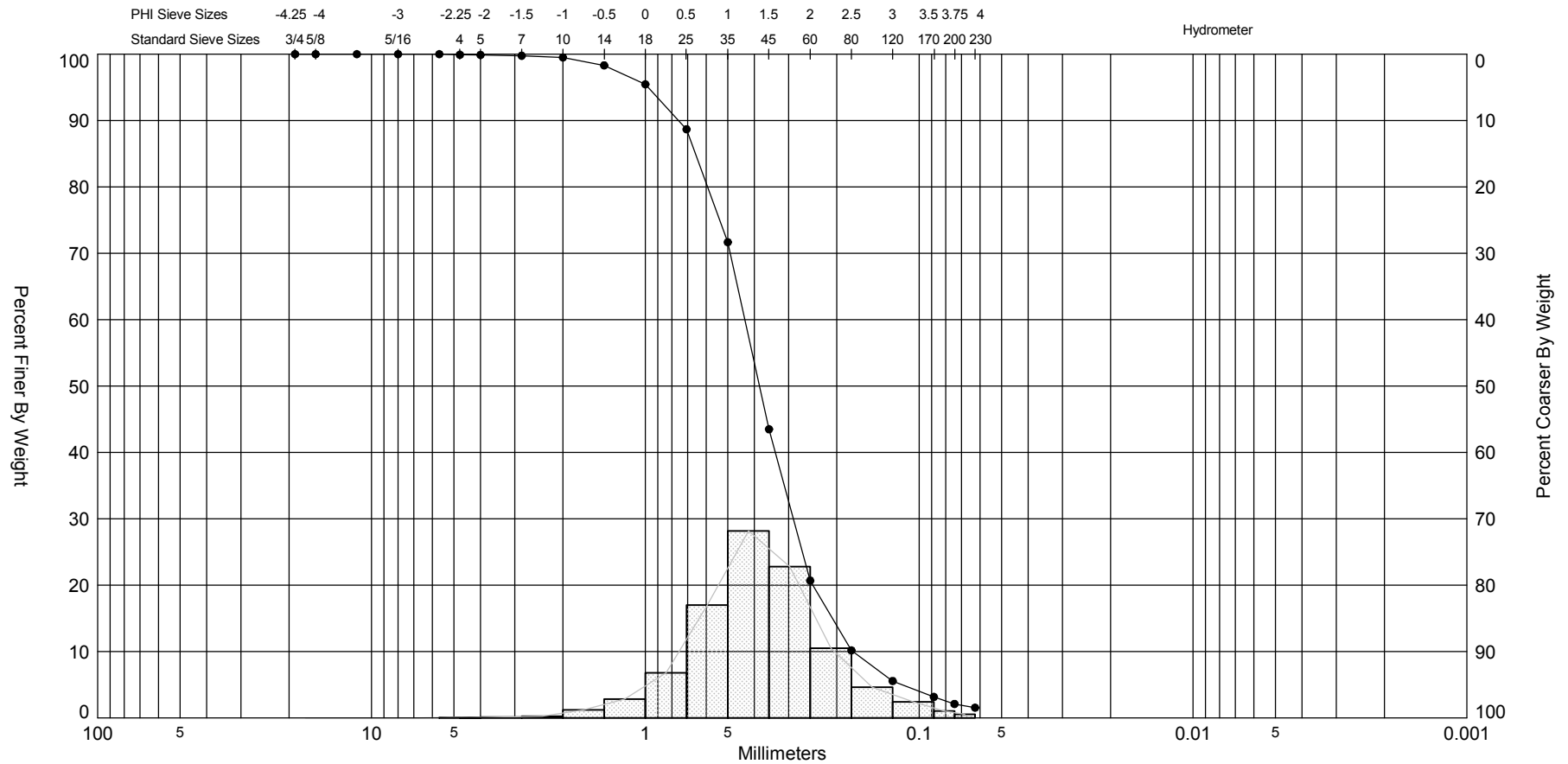
SIEVE ANALYSIS 2011-6-16 SLC PLANS AND SPECS.GPJ FL DEP ROSS.GDT 12/5/11




Gravel		Sand			Silt and Clay
Coarse	Fine	Coarse	Medium	Fine	

Sample	Symbol	Elev. (ft)	USCS	% Fines	% Organics	% Carbonates	Median	Mean	Skew	Kurt	Sort	Sample Information	
SLC-11-C82 #3	—●—	-43.7	SW	#200 - 1.01 #230 - 0.66	1.80	82.30	1.39	1.31	-0.92	6.6	0.91	Project Name:	2011 SLC Geotech Investigation
Comments:												Analysis Date:	
Depths and elevations based on measured values												Analyzed By:	JB
 <b>COASTAL TECH</b> Coastal Geology & Sediments Laboratory												Easting (X, ft):	934,937
												Northing (Y, ft):	1,101,579
												Horizontal System:	NAD 1983
												Vertical System:	NAVD 88
715 North Drive Suite E Melbourne, FL 32934 Phone (321) 751-1135 Fax (321) 751-2343													

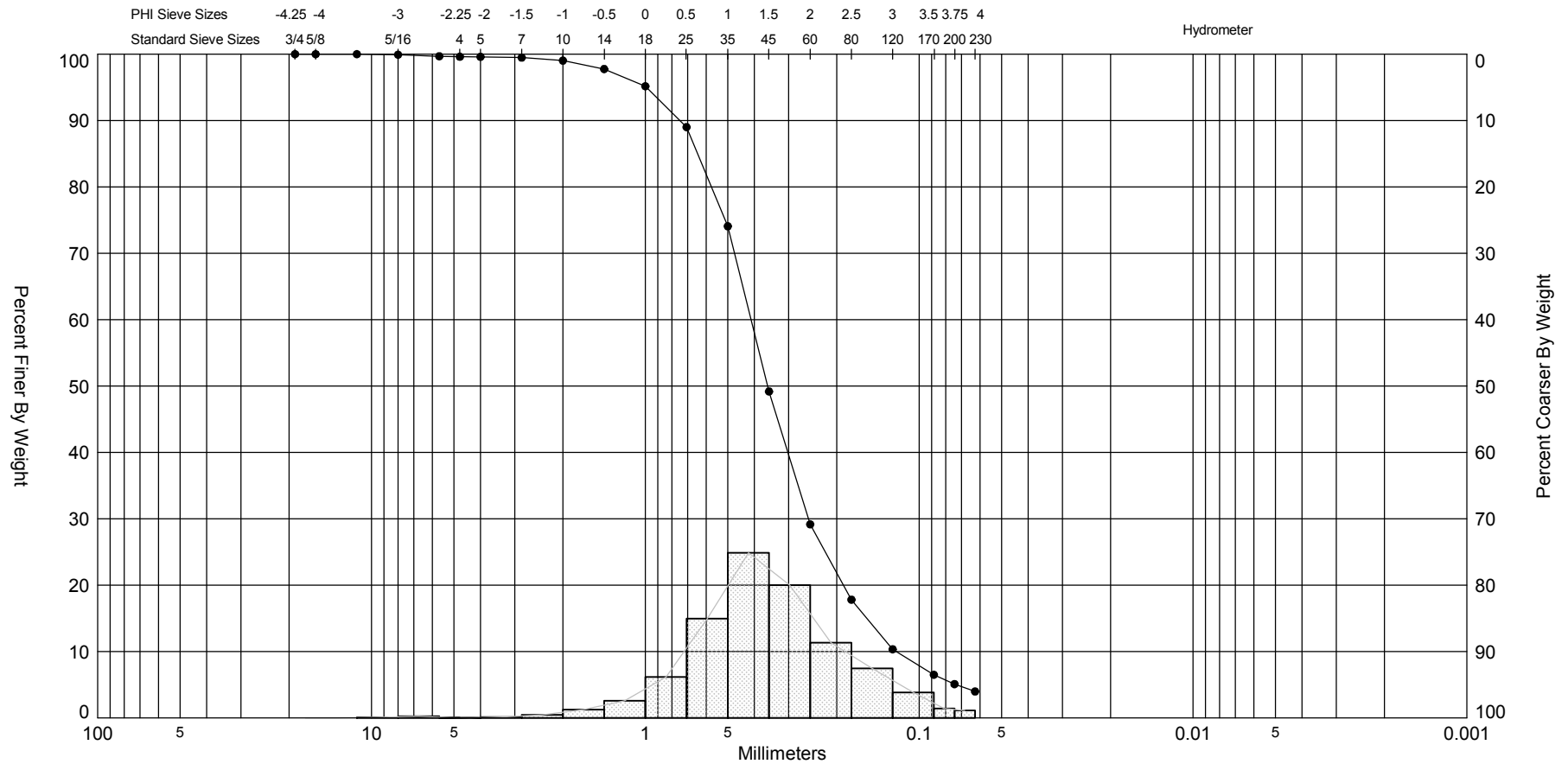
SIEVE ANALYSIS 2011-6-16 SLC PLANS AND SPECS.GPJ FL DEP ROSS.GDT 12/5/11




Gravel		Sand			Silt and Clay
Coarse	Fine	Coarse	Medium	Fine	

Sample	Symbol	Elev. (ft)	USCS	% Fines	% Organics	% Carbonates	Median	Mean	Skew	Kurt	Sort	Sample Information	
SLC-11-C82 #4	—●—	-46.7	SP	#200 - 2.10 #230 - 1.54	1.90	85.10	1.38	1.39	0.02	4.07	0.85	Project Name:	2011 SLC Geotech Investigation
Comments:												Analysis Date:	
Depths and elevations based on measured values												Analyzed By:	JB
 <b>COASTAL TECH</b> Coastal Geology & Sediments Laboratory												Easting (X, ft):	934,937
												Northing (Y, ft):	1,101,579
												Horizontal System:	NAD 1983
												Vertical System:	NAVD 88
715 North Drive Suite E Melbourne, FL 32934 Phone (321) 751-1135 Fax (321) 751-2343													

SIEVE ANALYSIS 2011-6-16 SLC PLANS AND SPECS.GPJ FL DEP ROSS.GDT 12/5/11



Gravel		Sand			Silt and Clay
Coarse	Fine	Coarse	Medium	Fine	

Sample	Symbol	Elev. (ft)	USCS	% Fines	% Organics	% Carbonates	Median	Mean	Skew	Kurt	Sort	Sample Information	
SLC-11-C82 #5	—●—	-51.2	SW-SM	#200 - 5.09 #230 - 3.98	1.90	85.80	1.48	1.49	-0.24	4.45	0.97	Project Name:	2011 SLC Geotech Investigation
Comments:												Analysis Date:	
Depths and elevations based on measured values												Analyzed By:	JB
 <b>COASTAL TECH</b> Coastal Geology & Sediments Laboratory												Easting (X, ft):	934,937
												Northing (Y, ft):	1,101,579
												Horizontal System:	NAD 1983
												Vertical System:	NAVD 88
715 North Drive Suite E Melbourne, FL 32934 Phone (321) 751-1135 Fax (321) 751-2343													