

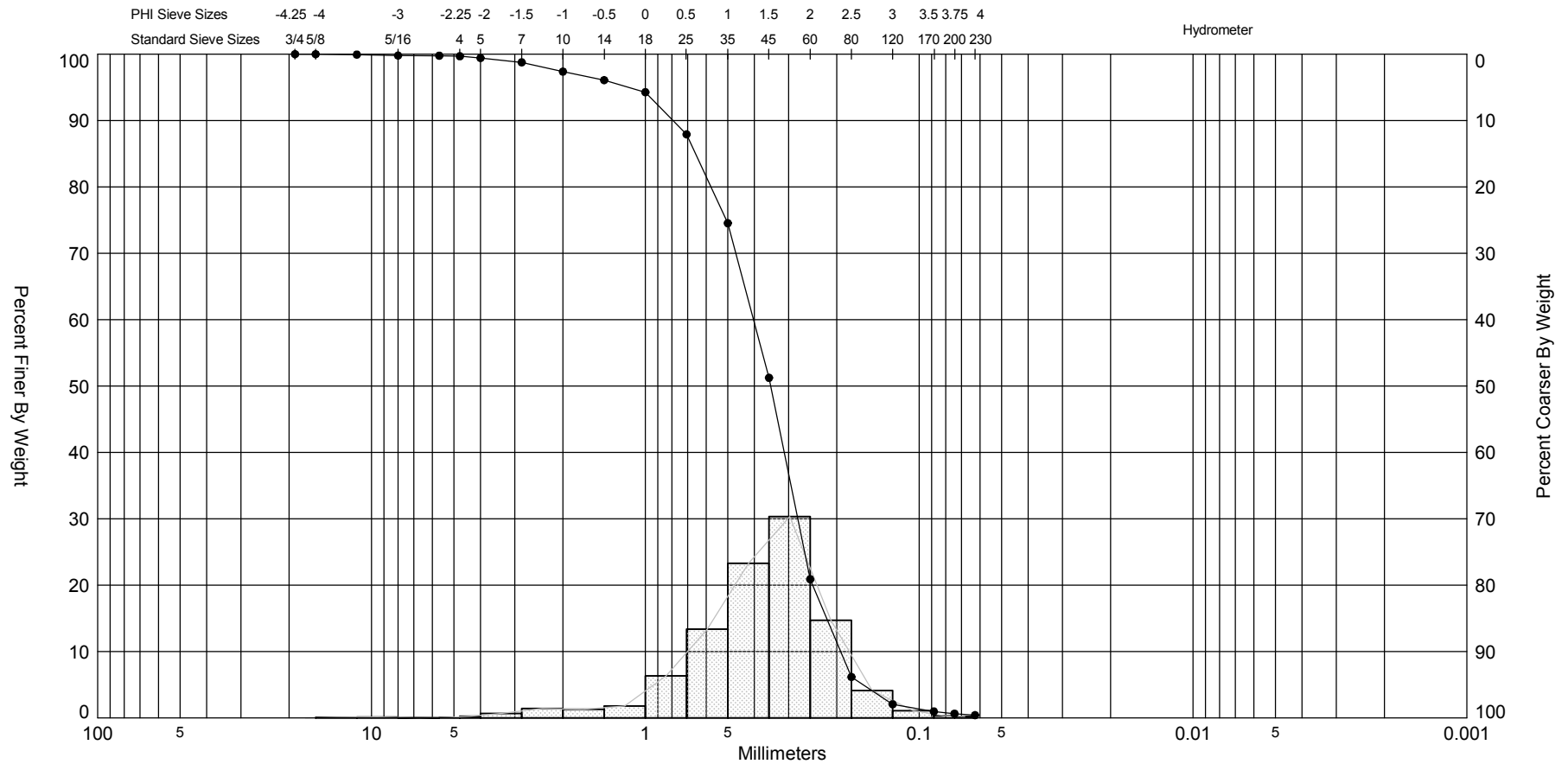




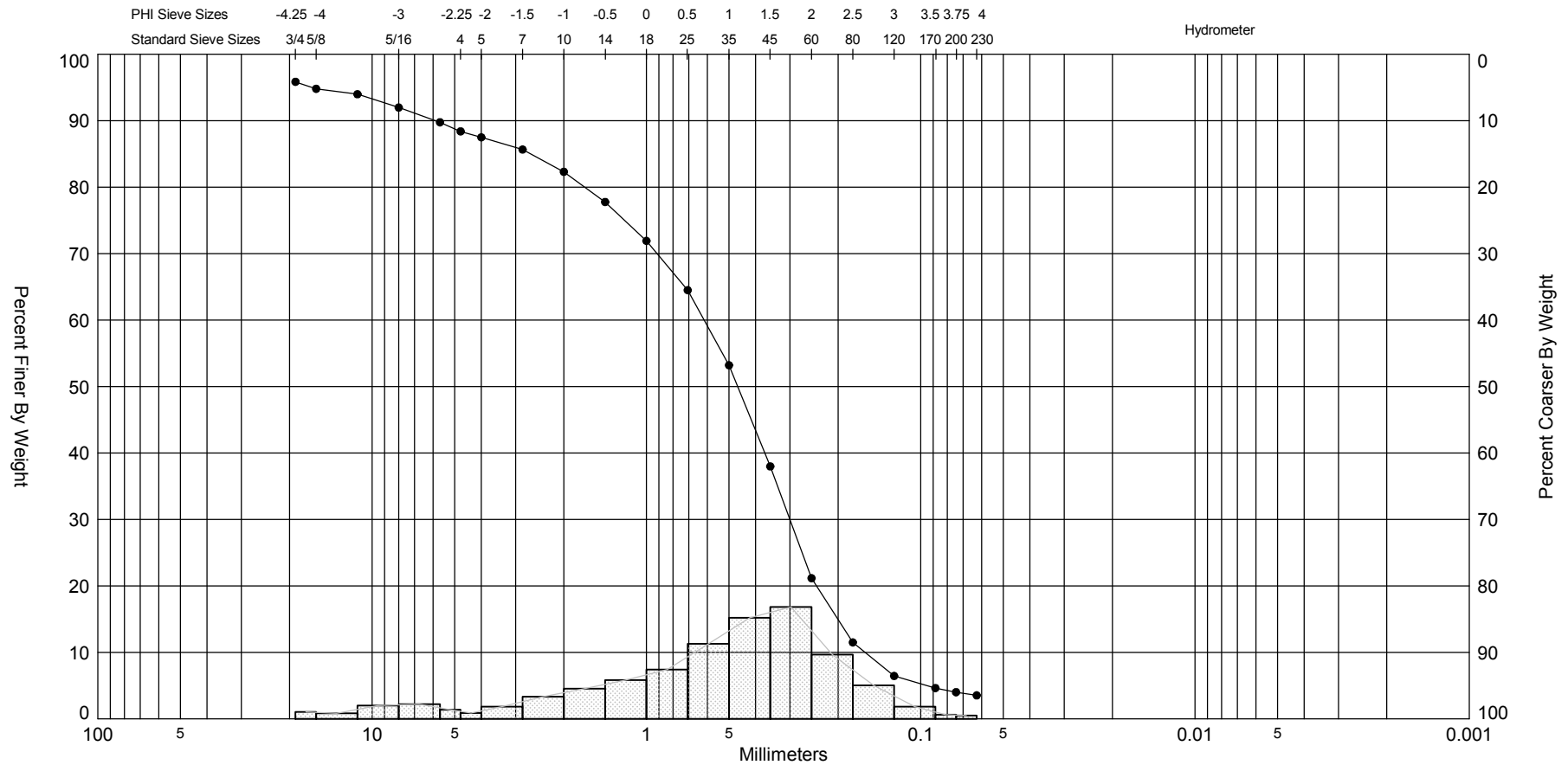
| | | | | | |
|--------|------|--------|--------|------|---------------|
| Gravel | | Sand | | | Silt and Clay |
| Coarse | Fine | Coarse | Medium | Fine | |

| Sample | Symbol | Elev. (ft) | USCS | % Fines | % Organics | % Carbonates | Median | Mean | Skew | Kurt | Sort | Sample Information | |
|---------------------------------------------------------------------------------------------------------------------------------------------------|-------------------------------------------------------------------------------------|------------|------|----------------------------|------------|----------------------------------------------------------------------------------------------|--------|------|------|------|------|--------------------|--------------------------------|
| SLC-11-B45 #2 |  | -44.6 | SW | #200 - 0.15 #230 - 0.11 | 2.30 | 88.00 | 0.69 | 0.57 | -0.8 | 4.56 | 0.97 | Project Name: | 2011 SLC Geotech Investigation |
| Comments: | | | | | | | | | | | | Analysis Date: | |
| Depths and elevations based on measured values | | | | | | | | | | | | Analyzed By: | JB |
|  COASTAL TECH Coastal Geology & Sediments Laboratory | | | | | | 715 North Drive Suite E Melbourne, FL 32934 Phone (321) 751-1135 Fax (321) 751-2343 | | | | | | Easting (X, ft): | 931,179 |
| | | | | | | | | | | | | Northing (Y, ft): | 1,091,592 |
| | | | | | | | | | | | | Horizontal System: | NAD 1983 |
| | | | | | | | | | | | | Vertical System: | NAVD 88 |




| | | | | | |
|--------|------|--------|--------|------|---------------|
| Gravel | | Sand | | | Silt and Clay |
| Coarse | Fine | Coarse | Medium | Fine | |

| Sample | Symbol | Elev. (ft) | USCS | % Fines | % Organics | % Carbonates | Median | Mean | Skew | Kurt | Sort | Sample Information | |
|---------------------------------------------------------------------------------------------------------------------------------------------------|-------------------------------------------------------------------------------------|------------|------|----------------------------|------------|----------------------------------------------------------------------------------------------|--------|------|-------|------|------|--------------------|--------------------------------|
| SLC-11-B45 #3 |  | -48.6 | SW | #200 - 0.63 #230 - 0.41 | 2.30 | 78.20 | 1.52 | 1.39 | -1.17 | 6.41 | 0.9 | Project Name: | 2011 SLC Geotech Investigation |
| Comments: | | | | | | | | | | | | Analysis Date: | |
| Depths and elevations based on measured values | | | | | | | | | | | | Analyzed By: | JB |
|  COASTAL TECH Coastal Geology & Sediments Laboratory | | | | | | 715 North Drive Suite E Melbourne, FL 32934 Phone (321) 751-1135 Fax (321) 751-2343 | | | | | | Easting (X, ft): | 931,179 |
| | | | | | | | | | | | | Northing (Y, ft): | 1,091,592 |
| | | | | | | | | | | | | Horizontal System: | NAD 1983 |
| | | | | | | | | | | | | Vertical System: | NAVD 88 |



| Gravel | | Sand | | | Silt and Clay |
|--------|------|--------|--------|------|---------------|
| Coarse | Fine | Coarse | Medium | Fine | |

| Sample | Symbol | Elev. (ft) | USCS | % Fines | % Organics | % Carbonates | Median | Mean | Skew | Kurt | Sort | Sample Information | |
|---------------------------------------------------------------------------------------------------------------------------------------------------|--------|------------|------|----------------------------|------------|--------------|--------|------|-------|------|------|--------------------|--------------------------------|
| SLC-11-B45 #4 | —●— | -50.6 | SW | #200 - 4.01 #230 - 3.53 | 2.50 | 85.60 | 1.11 | 0.51 | -0.56 | 3.2 | 1.62 | Project Name: | 2011 SLC Geotech Investigation |
| Comments: | | | | | | | | | | | | Analysis Date: | |
| Depths and elevations based on measured values | | | | | | | | | | | | Analyzed By: | JB |
|  COASTAL TECH Coastal Geology & Sediments Laboratory | | | | | | | | | | | | Easting (X, ft): | 931,179 |
| | | | | | | | | | | | | Northing (Y, ft): | 1,091,592 |
| | | | | | | | | | | | | Horizontal System: | NAD 1983 |
| | | | | | | | | | | | | Vertical System: | NAVD 88 |
| 715 North Drive Suite E Melbourne, FL 32934 Phone (321) 751-1135 Fax (321) 751-2343 | | | | | | | | | | | | | |