





Granularmetric Report Depths and elevations based on measured values				 COASTAL TECH Coastal Geology & Sediments Laboratory			
Project Name: 2011 SLC Geotech Investigation							
Sample Name: SLC-11-C93 #1							
Analysis Date:							
Analyzed By: JB							
Easting (ft):		Northing (ft):		Coordinate System:		Elevation (ft):	
936,241		1,104,569.39		Florida State Plane East		-32.6 NAVD 88	
USCS:		Munsell:		Comments:			
SW		Wet - 2.5Y-5/3 Dry - 2.5Y-6/2					
Dry Weight (g):	Wash Weight (g):	Pan Retained (g):	Sieve Loss (%):	Fines (%):	Organics (%):	Carbonates (%):	Shells (%):
153.85	153.85	0.92	0.00	#200 - 0.76 #230 - 0.60	2.10	68.40	
Sieve Number	Sieve Size (Phi)	Sieve Size (Millimeters)	Grams Retained	% Weight Retained	Cum. Grams Retained	C. % Weight Retained	
3/4"	-4.25	19.03	0.00	0.00	0.00	0.00	
5/8"	-4.00	16.00	0.00	0.00	0.00	0.00	
11/16"	-3.50	11.31	0.00	0.00	0.00	0.00	
5/16"	-3.00	8.00	0.24	0.16	0.24	0.16	
3.5	-2.50	5.66	1.74	1.13	1.98	1.29	
4	-2.25	4.76	1.42	0.92	3.40	2.21	
5	-2.00	4.00	1.64	1.07	5.04	3.28	
7	-1.50	2.83	3.48	2.26	8.52	5.54	
10	-1.00	2.00	4.99	3.24	13.51	8.78	
14	-0.50	1.41	8.52	5.54	22.03	14.32	
18	0.00	1.00	11.48	7.46	33.51	21.78	
25	0.50	0.71	17.24	11.21	50.75	32.99	
35	1.00	0.50	27.40	17.81	78.15	50.80	
45	1.50	0.35	35.83	23.29	113.98	74.09	
60	2.00	0.25	27.59	17.93	141.57	92.02	
80	2.50	0.18	7.86	5.11	149.43	97.13	
120	3.00	0.13	2.22	1.44	151.65	98.57	
170	3.50	0.09	0.79	0.51	152.44	99.08	
200	3.75	0.07	0.25	0.16	152.69	99.24	
230	4.00	0.06	0.24	0.16	152.93	99.40	
Phi 5	Phi 16	Phi 25	Phi 50	Phi 75	Phi 84	Phi 95	
2.29	1.78	1.53	0.98	0.14	-0.39	-1.62	
Moment	Mean Phi	Mean mm	Sorting	Skewness	Kurtosis		
Statistics	0.73	0.60	1.15	-0.85	3.77		

Granularmetric Report Depths and elevations based on measured values				 COASTAL TECH Coastal Geology & Sediments Laboratory			
Project Name: 2011 SLC Geotech Investigation							
Sample Name: SLC-11-C93 #2							
Analysis Date:							
Analyzed By: JB							
Easting (ft):		Northing (ft):		Coordinate System:		Elevation (ft):	
936,241		1,104,569.39		Florida State Plane East		-39.1 NAVD 88	
USCS:		Munsell:		Comments:			
SP		Wet - 2.5Y-5/2 Dry - 2.5Y-6/2					
Dry Weight (g):	Wash Weight (g):	Pan Retained (g):	Sieve Loss (%):	Fines (%):	Organics (%):	Carbonates (%):	Shells (%):
150.32	150.32	1.61	0.00	#200 - 1.39 #230 - 1.08	1.90	59.90	
Sieve Number	Sieve Size (Phi)	Sieve Size (Millimeters)	Grams Retained	% Weight Retained	Cum. Grams Retained	C. % Weight Retained	
3/4"	-4.25	19.03	0.00	0.00	0.00	0.00	
5/8"	-4.00	16.00	0.00	0.00	0.00	0.00	
11/16"	-3.50	11.31	0.00	0.00	0.00	0.00	
5/16"	-3.00	8.00	0.00	0.00	0.00	0.00	
3.5	-2.50	5.66	0.00	0.00	0.00	0.00	
4	-2.25	4.76	0.00	0.00	0.00	0.00	
5	-2.00	4.00	0.00	0.00	0.00	0.00	
7	-1.50	2.83	0.00	0.00	0.00	0.00	
10	-1.00	2.00	0.05	0.03	0.05	0.03	
14	-0.50	1.41	0.24	0.16	0.29	0.19	
18	0.00	1.00	0.77	0.51	1.06	0.70	
25	0.50	0.71	1.99	1.32	3.05	2.02	
35	1.00	0.50	6.84	4.55	9.89	6.57	
45	1.50	0.35	22.92	15.25	32.81	21.82	
60	2.00	0.25	57.05	37.95	89.86	59.77	
80	2.50	0.18	43.28	28.79	133.14	88.56	
120	3.00	0.13	11.01	7.32	144.15	95.88	
170	3.50	0.09	3.06	2.04	147.21	97.92	
200	3.75	0.07	1.03	0.69	148.24	98.61	
230	4.00	0.06	0.47	0.31	148.71	98.92	
Phi 5	Phi 16	Phi 25	Phi 50	Phi 75	Phi 84	Phi 95	
2.94	2.42	2.26	1.87	1.54	1.31	0.83	
Moment	Mean Phi	Mean mm	Sorting	Skewness	Kurtosis		
Statistics	1.86	0.28	0.61	-0.25	4.73		

Granularmetric Report Depths and elevations based on measured values				 COASTAL TECH Coastal Geology & Sediments Laboratory 715 North Drive Suite E Melbourne, FL 32934 Phone (321) 751-1135 Fax (321) 751-2343			
Project Name: 2011 SLC Geotech Investigation							
Sample Name: SLC-11-C93 #3							
Analysis Date:							
Analyzed By: JB							
Easting (ft): 936,241		Northing (ft): 1,104,569.39		Coordinate System: Florida State Plane East		Elevation (ft): -42.6 NAVD 88	
USCS: SP		Munsell: Wet - 2.5Y-5/2 Dry - 2.5Y-6/2		Comments:			
Dry Weight (g): 138.56	Wash Weight (g): 138.56	Pan Retained (g): 1.91	Sieve Loss (%): 0.00	Fines (%): #200 - 1.96 #230 - 1.38	Organics (%): 1.80	Carbonates (%): 59.30	Shells (%):
Sieve Number	Sieve Size (Phi)	Sieve Size (Millimeters)	Grams Retained	% Weight Retained	Cum. Grams Retained	C. % Weight Retained	
3/4"	-4.25	19.03	0.00	0.00	0.00	0.00	
5/8"	-4.00	16.00	0.00	0.00	0.00	0.00	
11/16"	-3.50	11.31	0.00	0.00	0.00	0.00	
5/16"	-3.00	8.00	0.16	0.12	0.16	0.12	
3.5	-2.50	5.66	0.00	0.00	0.16	0.12	
4	-2.25	4.76	0.13	0.09	0.29	0.21	
5	-2.00	4.00	0.00	0.00	0.29	0.21	
7	-1.50	2.83	0.06	0.04	0.35	0.25	
10	-1.00	2.00	0.54	0.39	0.89	0.64	
14	-0.50	1.41	1.44	1.04	2.33	1.68	
18	0.00	1.00	2.37	1.71	4.70	3.39	
25	0.50	0.71	4.45	3.21	9.15	6.60	
35	1.00	0.50	8.35	6.03	17.50	12.63	
45	1.50	0.35	17.21	12.42	34.71	25.05	
60	2.00	0.25	40.44	29.19	75.15	54.24	
80	2.50	0.18	40.77	29.42	115.92	83.66	
120	3.00	0.13	15.23	10.99	131.15	94.65	
170	3.50	0.09	3.66	2.64	134.81	97.29	
200	3.75	0.07	1.04	0.75	135.85	98.04	
230	4.00	0.06	0.80	0.58	136.65	98.62	
Phi 5	Phi 16	Phi 25	Phi 50	Phi 75	Phi 84	Phi 95	
3.07	2.52	2.35	1.93	1.50	1.14	0.25	
Moment	Mean Phi	Mean mm	Sorting	Skewness	Kurtosis		
Statistics	1.82	0.28	0.83	-1.11	6.35		

Granularmetric Report Depths and elevations based on measured values				 COASTAL TECH Coastal Geology & Sediments Laboratory 715 North Drive Suite E Melbourne, FL 32934 Phone (321) 751-1135 Fax (321) 751-2343			
Project Name: 2011 SLC Geotech Investigation							
Sample Name: SLC-11-C93 #4							
Analysis Date:							
Analyzed By: JB							
Easting (ft): 936,241		Northing (ft): 1,104,569.39		Coordinate System: Florida State Plane East		Elevation (ft): -46.6 NAVD 88	
USCS: SP		Munsell: Wet - 2.5Y-5/2 Dry - 5Y-6/2		Comments:			
Dry Weight (g): 153.30	Wash Weight (g): 153.30	Pan Retained (g): 5.45	Sieve Loss (%): 0.03	Fines (%): #200 - 4.63 #230 - 3.61	Organics (%): 1.50	Carbonates (%): 81.10	Shells (%):
Sieve Number	Sieve Size (Phi)	Sieve Size (Millimeters)	Grams Retained	% Weight Retained	Cum. Grams Retained	C. % Weight Retained	
3/4"	-4.25	19.03	0.00	0.00	0.00	0.00	
5/8"	-4.00	16.00	0.00	0.00	0.00	0.00	
11/16"	-3.50	11.31	0.00	0.00	0.00	0.00	
5/16"	-3.00	8.00	0.00	0.00	0.00	0.00	
3.5	-2.50	5.66	0.00	0.00	0.00	0.00	
4	-2.25	4.76	0.00	0.00	0.00	0.00	
5	-2.00	4.00	0.00	0.00	0.00	0.00	
7	-1.50	2.83	0.26	0.17	0.26	0.17	
10	-1.00	2.00	0.51	0.33	0.77	0.50	
14	-0.50	1.41	1.84	1.20	2.61	1.70	
18	0.00	1.00	2.41	1.57	5.02	3.27	
25	0.50	0.71	4.17	2.72	9.19	5.99	
35	1.00	0.50	9.94	6.48	19.13	12.47	
45	1.50	0.35	24.63	16.07	43.76	28.54	
60	2.00	0.25	48.22	31.45	91.98	59.99	
80	2.50	0.18	34.05	22.21	126.03	82.20	
120	3.00	0.13	12.07	7.87	138.10	90.07	
170	3.50	0.09	5.55	3.62	143.65	93.69	
200	3.75	0.07	2.58	1.68	146.23	95.37	
230	4.00	0.06	1.57	1.02	147.80	96.39	
Phi 5	Phi 16	Phi 25	Phi 50	Phi 75	Phi 84	Phi 95	
3.69	2.61	2.34	1.84	1.39	1.11	0.32	
Moment	Mean Phi	Mean mm	Sorting	Skewness	Kurtosis		
Statistics	1.79	0.29	0.84	-0.51	4.63		