
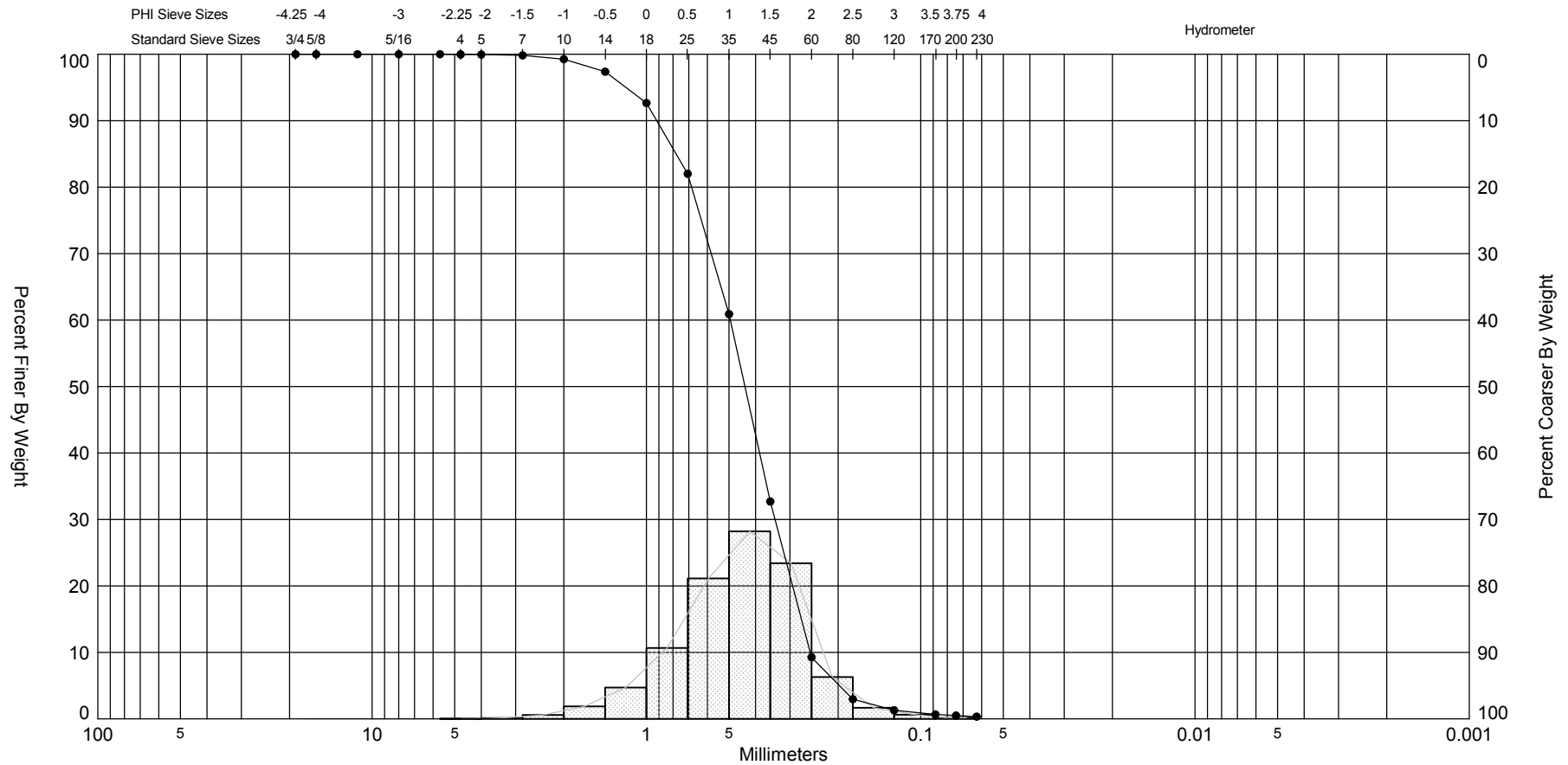



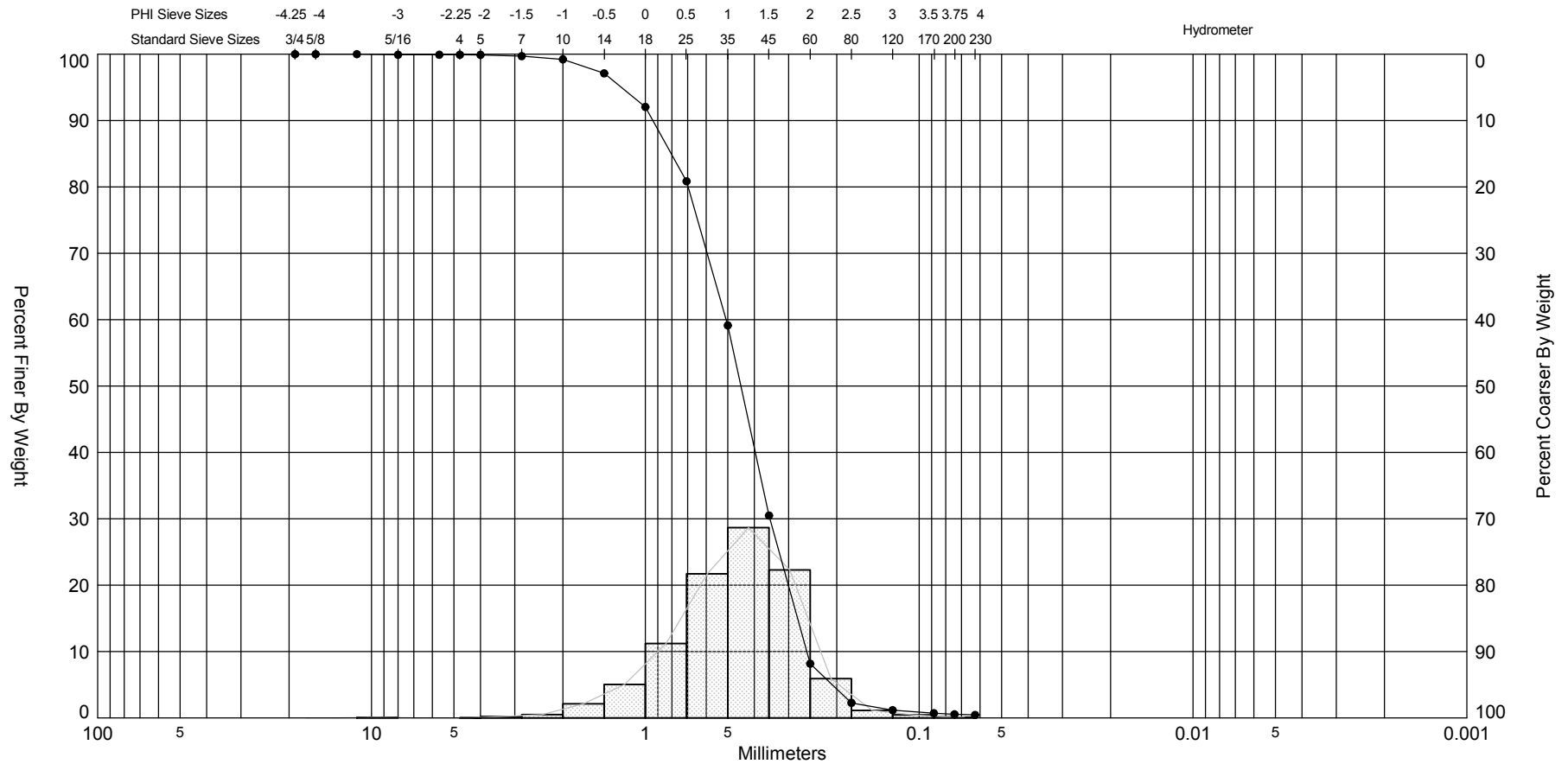
Gravel		Sand			Silt and Clay
Coarse	Fine	Coarse	Medium	Fine	

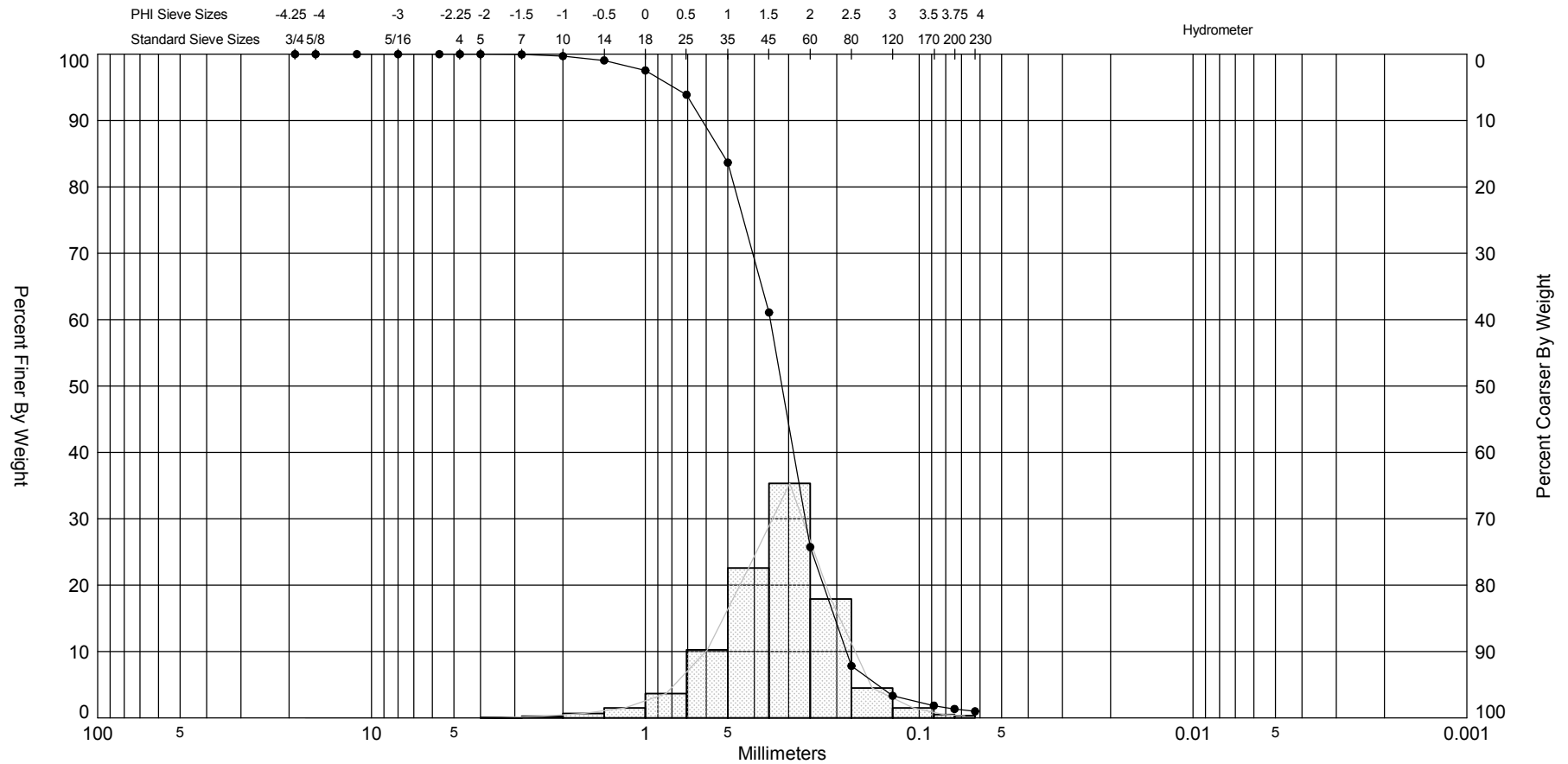
Sample	Symbol	Elev. (ft)	USCS	% Fines	% Organics	% Carbonates	Median	Mean	Skew	Kurt	Sort	Sample Information	
SLC-11-A10 #1	—●—	-32.1	SP	#200 - 0.17 #230 - 0.14	2.10	77.00	1.16	1.04	-0.99	5.06	0.79	Project Name:	2011 SLC Geotech Investigation
Comments:												Analysis Date:	
Depths and elevations based on measured values												Analyzed By:	JB
 COASTAL TECH Coastal Geology & Sediments Laboratory												Easting (X, ft):	932,999
												Northing (Y, ft):	1,079,443
												Horizontal System:	NAD 1983
												Vertical System:	NAVD 88
715 North Drive Suite E Melbourne, FL 32934 Phone (321) 751-1135 Fax (321) 751-2343													




Gravel		Sand			Silt and Clay
Coarse	Fine	Coarse	Medium	Fine	

Sample	Symbol	Elev. (ft)	USCS	% Fines	% Organics	% Carbonates	Median	Mean	Skew	Kurt	Sort	Sample Information	
SLC-11-A10 #2	—●—	-36.1	SP	#200 - 0.49 #230 - 0.33	1.80	76.90	1.19	1.14	-0.29	3.92	0.77	Project Name:	2011 SLC Geotech Investigation
Comments:												Analysis Date:	
Depths and elevations based on measured values												Analyzed By:	JB
 COASTAL TECH Coastal Geology & Sediments Laboratory												Easting (X, ft):	932,999
												Northing (Y, ft):	1,079,443
												Horizontal System:	NAD 1983
												Vertical System:	NAVD 88
715 North Drive Suite E Melbourne, FL 32934 Phone (321) 751-1135 Fax (321) 751-2343													





Gravel		Sand			Silt and Clay
Coarse	Fine	Coarse	Medium	Fine	

Sample	Symbol	Elev. (ft)	USCS	% Fines	% Organics	% Carbonates	Median	Mean	Skew	Kurt	Sort	Sample Information	
SLC-11-A10 #4	—●—	-42.6	SP	#200 - 1.34 #230 - 0.99	1.90	80.70	1.66	1.6	-0.4	4.57	0.71	Project Name:	2011 SLC Geotech Investigation
Comments:												Analysis Date:	
Depths and elevations based on measured values												Analyzed By:	JB
 COASTAL TECH Coastal Geology & Sediments Laboratory												Easting (X, ft):	932,999
												Northing (Y, ft):	1,079,443
												Horizontal System:	NAD 1983
												Vertical System:	NAVD 88
715 North Drive Suite E Melbourne, FL 32934 Phone (321) 751-1135 Fax (321) 751-2343													