

GRADATION ANALYSIS REPORT
TOWN OF PALM BEACH
TESTED BY: RW ON: 4/99

SAMPLE NO.: VC99 2#1
SAMPLE ELEV. (FT. NGVD): -50.2
SAMPLE DEPTH (FT.): 2.5
SAMPLE TYPE: CORE SAMPLE

USCS DESCRIPTION: SP

DRY SAMPLE WEIGHT (GRAMS): 86.06
SAMPLE WEIGHT AFTER WASH (GRAMS): 84.86

SIEVE SIZE	PHI SIZE	MESH SIZE (mm)	RETAINED (GRAMS)	RETAINED (%)	PASSED (%)
5/8	-4.00	16.000	0.00	0.00	100.00
5/16	-3.00	8.000	0.00	0.00	100.00
5	-2.00	4.000	0.09	0.10	99.90
7	-1.50	2.800	0.27	0.31	99.69
10	-1.00	2.000	0.41	0.48	99.52
14	-0.50	1.400	0.81	0.94	99.06
18	0.00	1.000	1.31	1.52	98.48
25	0.50	0.710	2.24	2.60	97.40
35	1.00	0.500	4.70	5.46	94.54
45	1.50	0.355	8.05	9.35	90.65
60	2.00	0.250	15.86	18.43	81.57
80	2.50	0.180	30.35	35.27	64.73
120	3.00	0.125	66.88	77.71	22.29
170	3.50	0.090	84.25	97.90	2.10
200	3.75	0.075	84.77	98.50	1.50
230	4.00	0.063	85.45	99.29	0.71
PAN			86.06	100.00	0.00

PHI(5): 0.92 PHI(16): 1.87 PHI(25): 2.20
PHI(50): 2.67 PHI(75): 2.97 PHI(84): 3.16
PHI(95): 3.43

SIEVE LOSS(g): 0.00 SILT/CLAY: 1.50%
SKEWNESS: -0.775 KURTOSIS: 1.330

GRAPHIC METHOD

MEAN (PHI): 2.41 SORTING: 0.64
MEAN (mm): 0.19 MEDIAN (mm): 0.16
NOTE: MEAN WAS CALCULATED USING 5 POINT METHOD

MOMENT METHOD

MEAN (PHI): 2.49 SORTING: 0.78
MEAN (mm): 0.18

DATA FILE NAME: VC99-2#1.TAB

GRADATION ANALYSIS REPORT
TOWN OF PALM BEACH
TESTED BY: RW ON: 4/99

SAMPLE NO.: VC99 2#2
SAMPLE ELEV. (FT. NGVD): -50.4
SAMPLE DEPTH (FT.): 6.5
SAMPLE TYPE: CORE SAMPLE

USCS DESCRIPTION: SP

DRY SAMPLE WEIGHT (GRAMS): 87.94
SAMPLE WEIGHT AFTER WASH (GRAMS): 86.64

SIEVE SIZE	PHI SIZE	MESH SIZE (mm)	RETAINED (GRAMS)	RETAINED (%)	PASSED (%)
5/8	-4.00	16.000	0.00	0.00	100.00
5/16	-3.00	8.000	0.00	0.00	100.00
5	-2.00	4.000	0.13	0.15	99.85
7	-1.50	2.800	0.13	0.15	99.85
10	-1.00	2.000	0.20	0.23	99.77
14	-0.50	1.400	0.29	0.33	99.67
18	0.00	1.000	0.36	0.41	99.59
25	0.50	0.710	0.57	0.65	99.35
35	1.00	0.500	1.14	1.30	98.70
45	1.50	0.355	2.42	2.75	97.25
60	2.00	0.250	5.95	6.77	93.23
80	2.50	0.180	19.71	22.41	77.59
120	3.00	0.125	63.18	71.84	28.16
170	3.50	0.090	85.43	97.15	2.85
200	3.75	0.075	86.49	98.35	1.65
230	4.00	0.063	87.23	99.19	0.81
PAN			87.94	100.00	0.00

PHI(5): 1.78 PHI(16): 2.30 PHI(25): 2.53
PHI(50): 2.78 PHI(75): 3.06 PHI(84): 3.24
PHI(95): 3.46

SIEVE LOSS(g): 0.00 SILT/CLAY: 1.65%
SKEWNESS: -0.339 KURTOSIS: 1.282

GRAPHIC METHOD

MEAN (PHI): 2.71 SORTING: 0.47
MEAN (mm): 0.15 MEDIAN (mm): 0.15
NOTE: MEAN WAS CALCULATED USING 5 POINT METHOD

MOMENT METHOD

MEAN (PHI): 2.72 SORTING: 0.56
MEAN (mm): 0.15

DATA FILE NAME: VC99-2#2.TAB

GRADATION ANALYSIS REPORT
TOWN OF PALM BEACH
TESTED BY: RW ON: 4/99

SAMPLE NO.: VC99 2#3
SAMPLE ELEV. (FT. NGVD): -60.7
SAMPLE DEPTH (FT.): 13.0
SAMPLE TYPE: CORE SAMPLE

USCS DESCRIPTION: SP

DRY SAMPLE WEIGHT (GRAMS): 82.75
SAMPLE WEIGHT AFTER WASH (GRAMS): 81.27

SIEVE SIZE	PHI SIZE	MESH SIZE (mm)	RETAINED (GRAMS)	RETAINED (%)	PASSED (%)
5/8	-4.00	16.000	0.00	0.00	100.00
5/16	-3.00	8.000	0.93	1.12	98.88
5	-2.00	4.000	1.28	1.55	98.45
7	-1.50	2.800	2.01	2.43	97.57
10	-1.00	2.000	2.91	3.52	96.48
14	-0.50	1.400	4.01	4.85	95.15
18	0.00	1.000	5.24	6.33	93.67
25	0.50	0.710	7.09	8.57	91.43
35	1.00	0.500	10.67	12.89	87.11
45	1.50	0.355	14.91	18.02	81.98
60	2.00	0.250	23.60	28.52	71.48
80	2.50	0.180	37.31	45.09	54.91
120	3.00	0.125	64.74	78.24	21.76
170	3.50	0.090	80.79	97.63	2.37
200	3.75	0.075	81.13	98.04	1.96
230	4.00	0.063	81.96	99.05	0.95
PAN			82.75	100.00	0.00

PHI(5): -0.45 PHI(16): 1.30 PHI(25): 1.83
PHI(50): 2.57 PHI(75): 2.95 PHI(84): 3.15
PHI(95): 3.43

SIEVE LOSS(g): 0.00 SILT/CLAY: 1.96%
SKEWNESS: -1.173 KURTOSIS: 1.421

GRAPHIC METHOD

MEAN (PHI): 2.00 SORTING: 0.92
MEAN (mm): 0.25 MEDIAN (mm): 0.17

NOTE: MEAN WAS CALCULATED USING 5 POINT METHOD

MOMENT METHOD

MEAN (PHI): 2.18 SORTING: 1.24
MEAN (mm): 0.22

DATA FILE NAME: VC99-2#3.TAB

GRADATION ANALYSIS REPORT
TOWN OF PALM BEACH
TESTED BY: RW ON: 4/99

SAMPLE NO.: VC99 2#4
SAMPLE ELEV. (FT. NGVD): -62.2
SAMPLE DEPTH (FT.): 14.5
SAMPLE TYPE: CORE SAMPLE

USCS DESCRIPTION: SP

DRY SAMPLE WEIGHT (GRAMS): 91.86
SAMPLE WEIGHT AFTER WASH (GRAMS): 90.11

SIEVE SIZE	PHI SIZE	MESH SIZE (mm)	RETAINED (GRAMS)	RETAINED (%)	PASSED (%)
5/8	-4.00	16.000	0.00	0.00	100.00
5/16	-3.00	8.000	0.00	0.00	100.00
5	-2.00	4.000	0.46	0.50	99.50
7	-1.50	2.800	0.70	0.76	99.24
10	-1.00	2.000	0.85	0.93	99.07
14	-0.50	1.400	1.14	1.24	98.76
18	0.00	1.000	1.41	1.53	98.47
25	0.50	0.710	1.94	2.11	97.89
35	1.00	0.500	2.07	2.25	97.75
45	1.50	0.355	5.27	5.74	94.26
60	2.00	0.250	10.44	11.37	88.63
80	2.50	0.180	24.55	26.73	73.27
120	3.00	0.125	64.46	70.17	29.83
170	3.50	0.090	89.06	96.95	3.05
200	3.75	0.075	89.94	97.91	2.09
230	4.00	0.063	90.93	98.99	1.01
PAN			91.84	99.98	0.02

PHI(5): 1.39 PHI(16): 2.15 PHI(25): 2.44
PHI(50): 2.77 PHI(75): 3.09 PHI(84): 3.26
PHI(95): 3.46

SIEVE LOSS(g): 0.02 SILT/CLAY: 2.09%
SKEWNESS: -0.612 KURTOSIS: 1.312

GRAPHIC METHOD

MEAN (PHI): 2.61 SORTING: 0.55
MEAN (mm): 0.16 MEDIAN (mm): 0.15
NOTE: MEAN WAS CALCULATED USING 5 POINT METHOD

MOMENT METHOD

MEAN (PHI): 2.64 SORTING: 0.76
MEAN (mm): 0.16

DATA FILE NAME: VC99-2#4.TAB

GRADATION ANALYSIS REPORT

TOWN OF PALM BEACH

TESTED BY: RW ON: 5/99

SAMPLE NO.: VC99 2#5

SAMPLE ELEV. (FT. NGVD): -66.4

SAMPLE DEPTH (FT.): 18.7

SAMPLE TYPE: CORE SAMPLE

USCS DESCRIPTION: SP

DRY SAMPLE WEIGHT (GRAMS): 85.99

SAMPLE WEIGHT AFTER WASH (GRAMS): 83.70

SIEVE SIZE	PHI SIZE	MESH SIZE (mm)	RETAINED (GRAMS)	RETAINED (%)	PASSED (%)
5/8	-4.00	16.000	0.00	0.00	100.00
5/16	-3.00	8.000	3.45	4.01	95.99
5	-2.00	4.000	4.00	4.65	95.35
7	-1.50	2.800	4.87	5.66	94.34
10	-1.00	2.000	6.30	7.33	92.67
14	-0.50	1.400	8.18	9.51	90.49
18	0.00	1.000	10.31	11.99	88.01
25	0.50	0.710	12.86	14.96	85.04
35	1.00	0.500	16.37	19.04	80.96
45	1.50	0.355	19.72	22.93	77.07
60	2.00	0.250	26.43	30.74	69.26
80	2.50	0.180	37.76	43.91	56.09
120	3.00	0.125	63.64	74.01	25.99
170	3.50	0.090	82.92	96.43	3.57
200	3.75	0.075	83.50	97.10	2.90
230	4.00	0.063	84.76	98.58	1.42
PAN			85.97	99.98	0.02

PHI (5): -1.83

PHI (16): 0.63

PHI (25): 1.63

PHI (50): 2.60

PHI (75): 3.02

PHI (84): 3.22

PHI (95): 3.47

SIEVE LOSS (g): 0.02

SILT/CLAY: 2.90%

SKEWNESS: -1.373

KURTOSIS: 1.562

GRAPHIC METHOD

MEAN (PHI): 1.62

SORTING: 1.30

MEAN (mm): 0.33

MEDIAN (mm): 0.16

NOTE: MEAN WAS CALCULATED USING 5 POINT METHOD

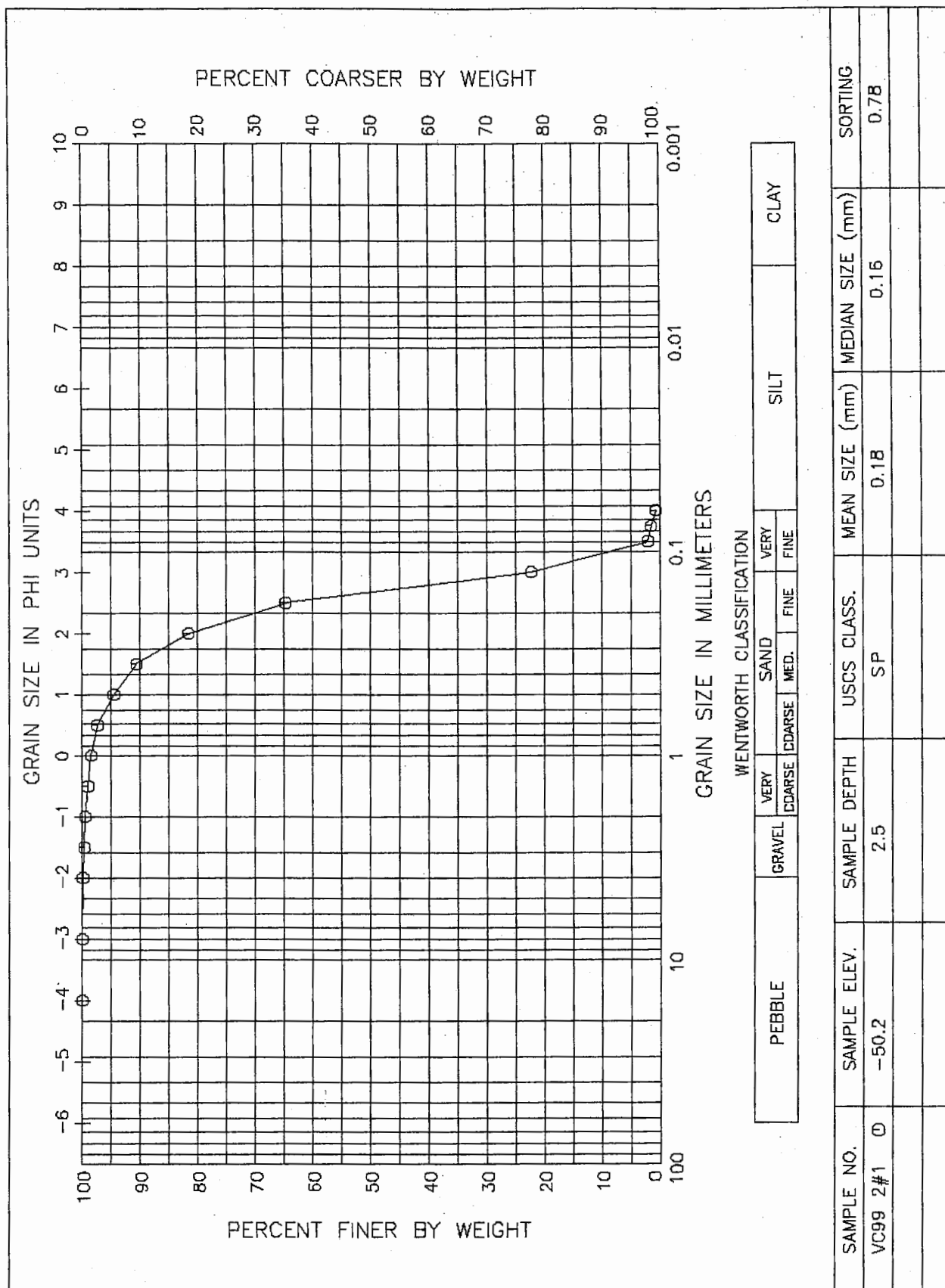
MOMENT METHOD

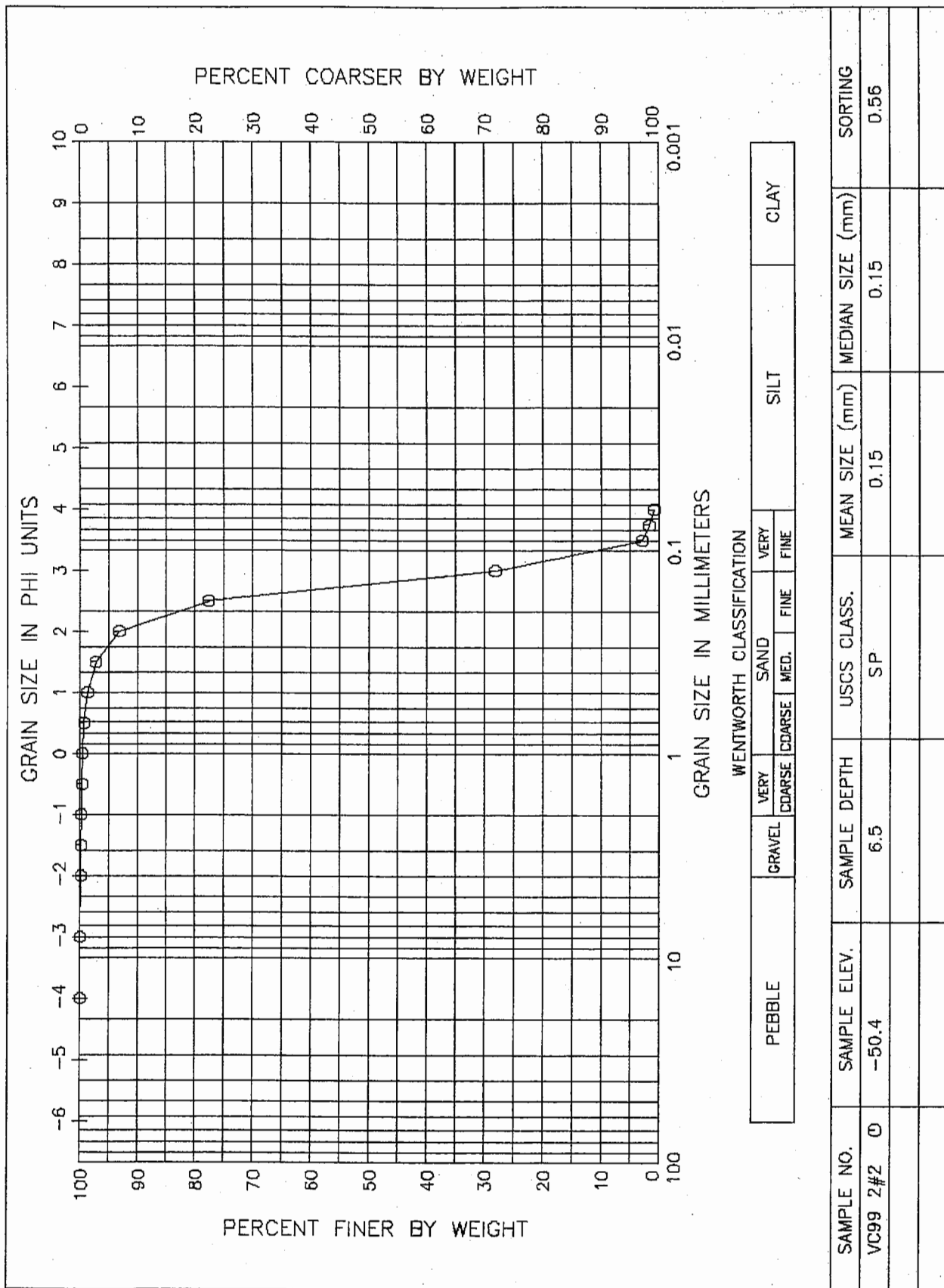
MEAN (PHI): 1.97

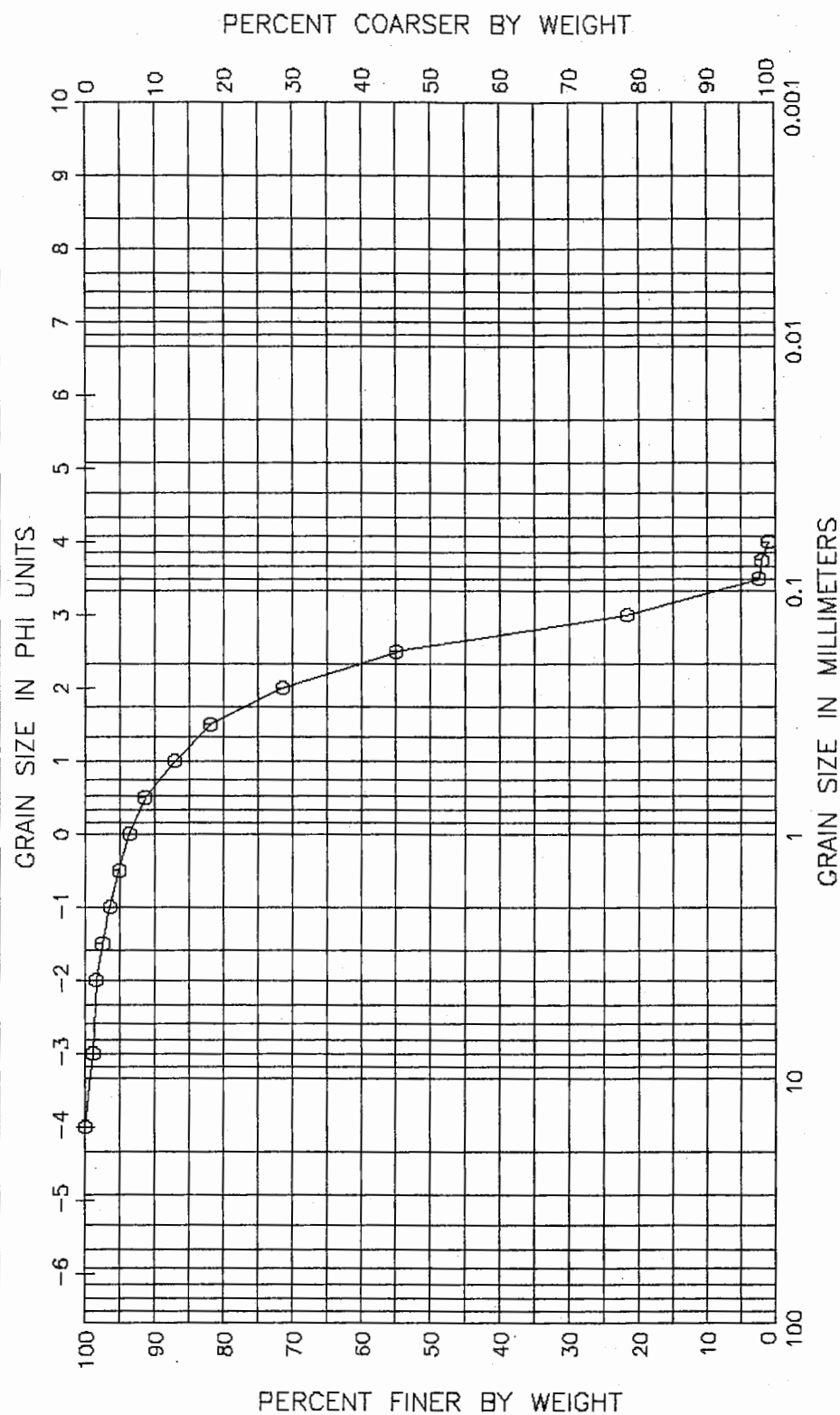
SORTING: 1.66

MEAN (mm): 0.26

DATA FILE NAME: VC99-2#5.TAB







WENTWORTH CLASSIFICATION

PEBBLE	GRAVEL	SAND			SILT		CLAY
		VERY COARSE	COARSE	MED.	VERY FINE	FINE	

SAMPLE NO.	SAMPLE ELEV.	SAMPLE DEPTH	USCS CLASS.	MEAN SIZE (mm)	MEDIAN SIZE (mm)	SORTING
VC99 2#3 0	-60.7	13.0	SP	0.22	0.17	1.24

GRAIN SIZE DISTRIBUTION CURVE
TOWN OF PALM BEACH

