

GAHAGAN & BRYANT ASSOCIATES

LOG OF BORING

PROJECT: JUPITER ISLAND

BORING LOCATION: X= 796,944

Y= 1,001,577

BORING NO.: 9

DATE: May 17, 1989

DRILLING CO.: Exmar

ELEVATION TOP OF HOLE: 40.9

DRILLING RIG: Ocean Explorer

DATUM: MLW

DRILL DESIGNATION: Vibracore

TOTAL DEPTH OF HOLE: 18.0

CORE DIAMETER: 3"

LENGTH RECOVERED: 13.6

INSPECTOR: C. Bryant

ELEVATION	DEPTH IN FEET	LEGEND	MATERIAL DESCRIPTION	SAMPLE NUMBER	REMARKS
40.9	0				
	1		SAND, lt. gray, very fine to fine, silty. (SM)		
	2				
	3				
	4				
	5				
	6			9A	
	7				
	8				
	9				
	10				
52.3	11				
	12		SAND, gray, medium to coarse shell, slightly sandy, slightly silty. (SP-SM)		
	13			9B	70% crushed shell. Some shell fragments. (1")
54.5	14				
	15				
	16				
	17				
	18				
	19				
	20				

GAHAGAN AND BRYANT ASSOCIATES, INC

SIEVE ANALYSIS DATA

SAMPLE: 9A

PROJECT: JUPITER ISLAND

DATE: MAY 1989

BORING NO. : 9

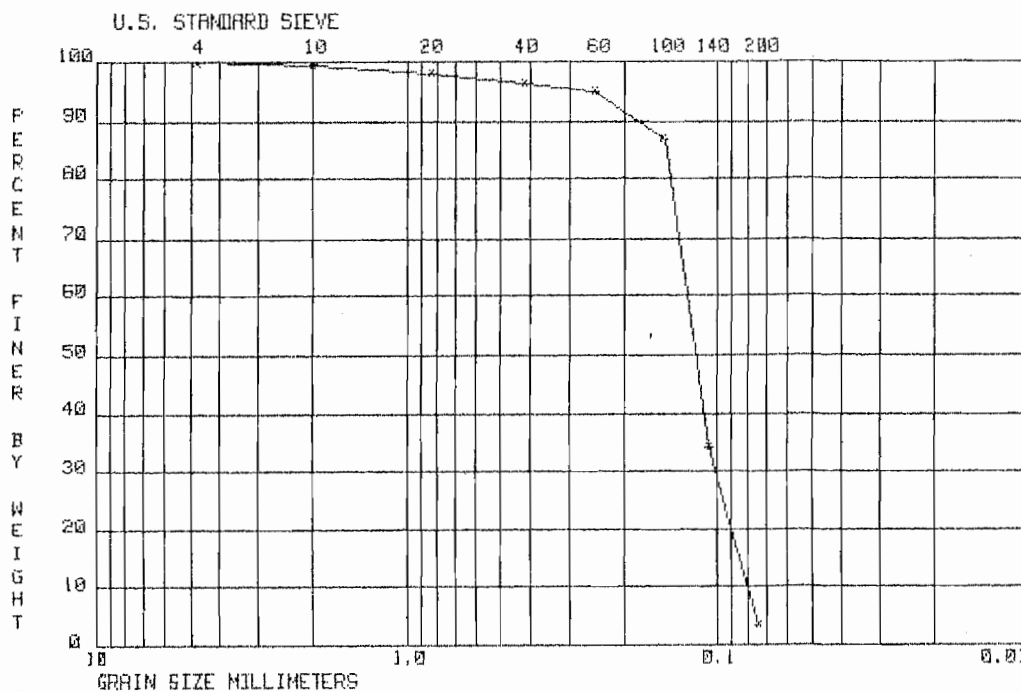
ANALYST: HAMBY

DEPTH (FT.): 0.0-11.4

ESTIMATED PERCENT OF SHELL: 0 %

WEIGHT (grams) OF WHOLE SAMPLE (DRY): 200.20

SIEVE NO.	WEIGHT RETAINED	WEIGHT PERCENT	CUMULATIVE % RETAINED	PERCENT PASSING	DESCRIPTION OF MATERIAL RETAINED
4	.10	.05	.05	99.95	SHELL
10	.80	.40	.45	99.55	GRAVEL, GRAY
20	3.10	1.55	2.00	98.00	SAND, GRAY
40	3.40	1.70	3.70	96.30	SAND, GRAY
60	2.70	1.35	5.04	94.96	SAND, GRAY
100	16.10	8.04	13.09	86.91	SAND, GRAY
140	105.60	52.75	65.83	34.17	SAND, GRAY
200	61.60	30.77	96.60	3.40	SAND, GRAY
PAN	6.50	3.25	99.85		SILT, GRAY



GAHAGAN AND BRYANT ASSOCIATES, INC

SIEVE ANALYSIS DATA

SAMPLE: 9B

PROJECT: JUPITER ISLAND

DATE: MAY 1989

BORING NO. : 9

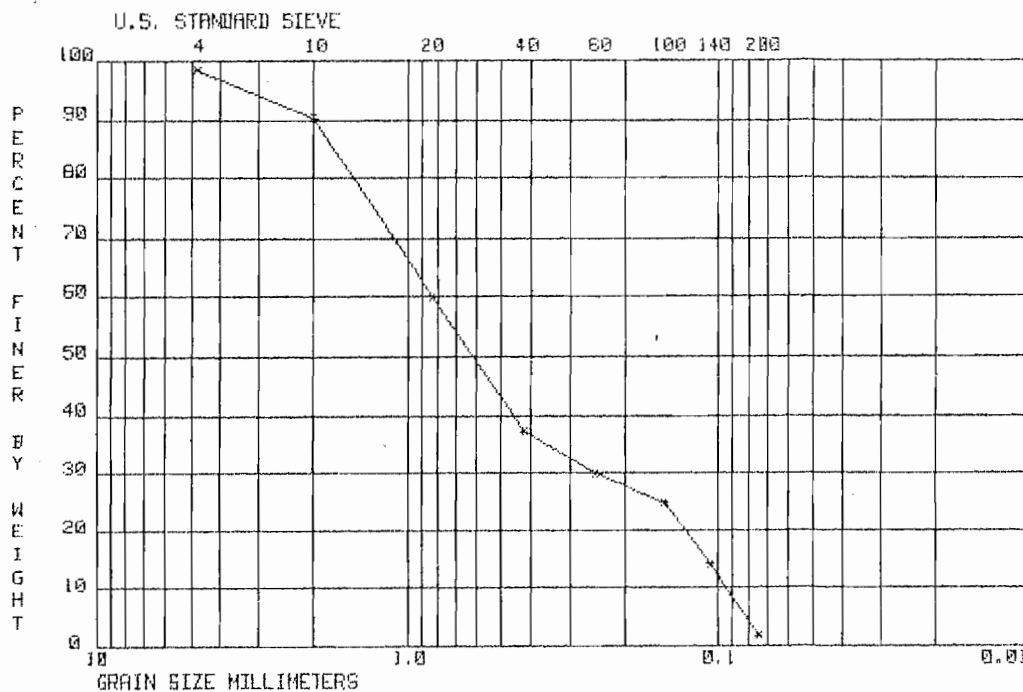
ANALYST: HAMBY

DEPTH (FT.): 11.4-13.6

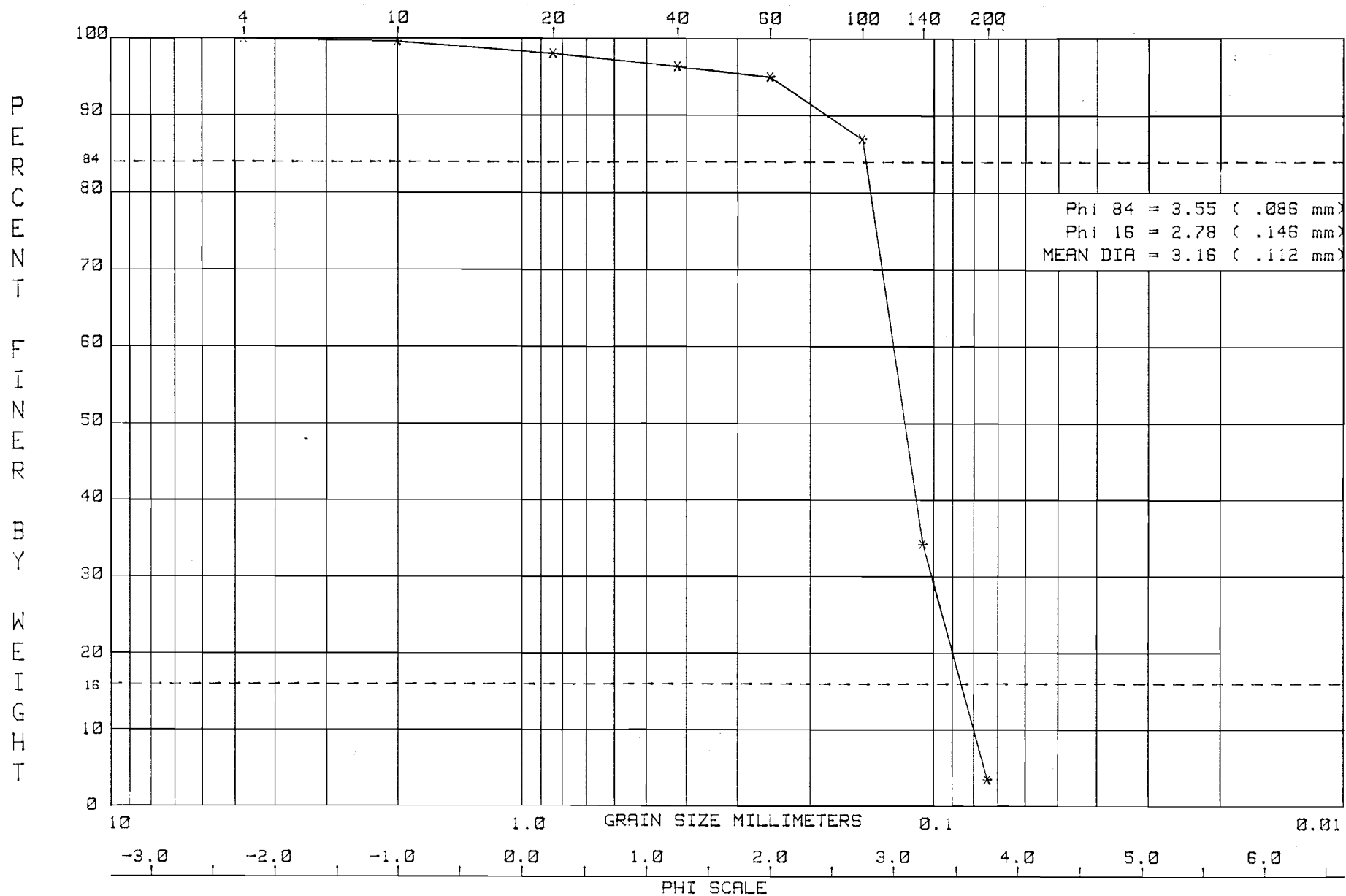
ESTIMATED PERCENT OF SHELL: 70%

WEIGHT (grams) OF WHOLE SAMPLE (DRY): 200.00

SIEVE NO.	WEIGHT RETAINED	WEIGHT PERCENT	CUMULATIVE % RETAINED	PERCENT PASSING	DESCRIPTION OF MATERIAL RETAINED
4	3.10	1.55	1.55	98.45	SHELL, GRAY
10	16.50	8.25	9.80	90.20	SHELL GRAY
20	60.30	30.15	39.95	60.05	SHELL, GRAY
40	45.90	22.95	62.90	37.10	SHELL, GRAY
60	14.30	7.15	70.05	29.95	SHELL/SAND, GRAY
100	10.30	5.15	75.20	24.80	SAND, GRAY
140	21.50	10.75	85.95	14.05	SAND, GRAY
200	24.80	12.40	98.35	1.65	SAND, GRAY
PAN	3.00	1.50	99.85		SILT, GRAY

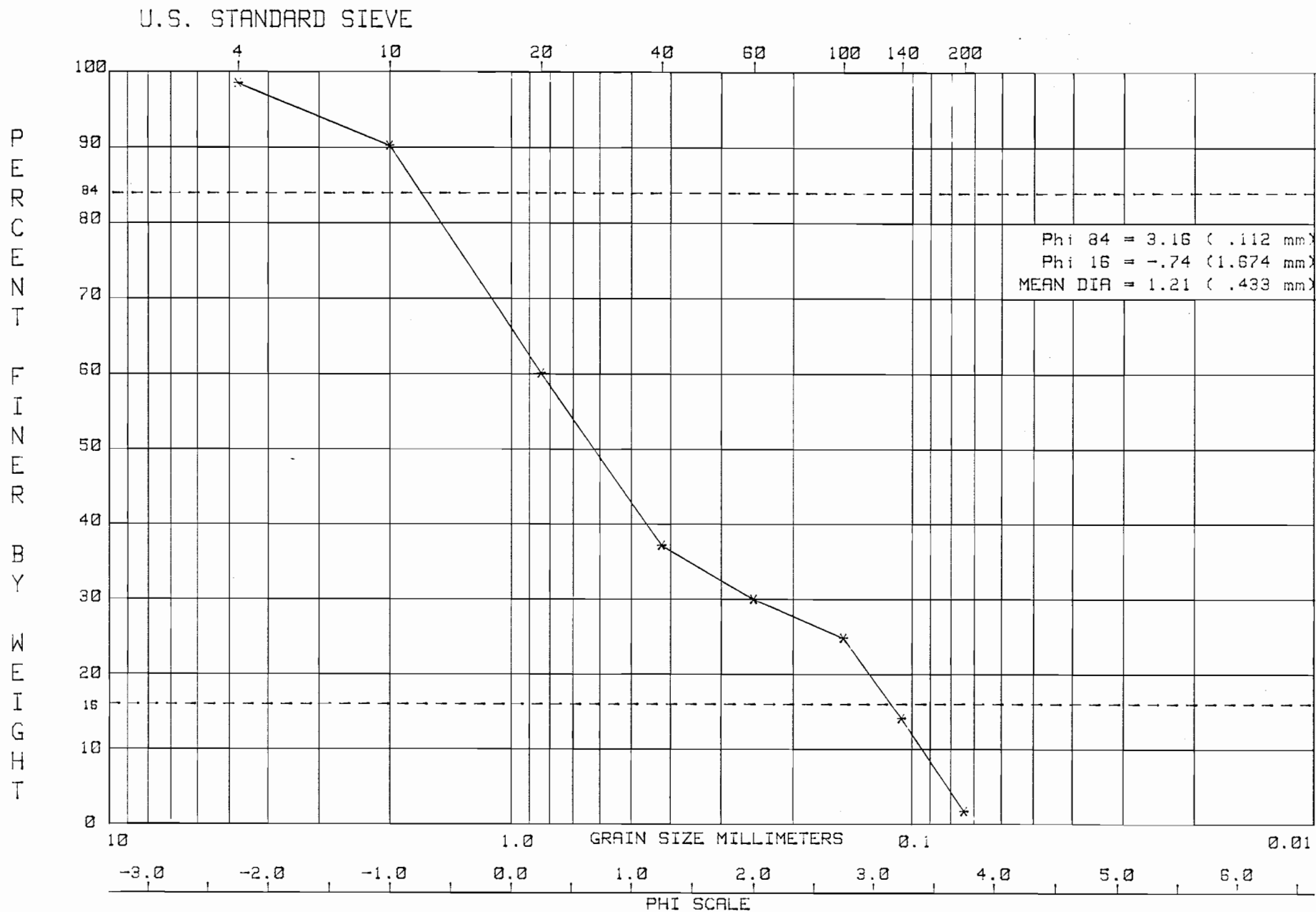


U.S. STANDARD SIEVE



JUPITER ISLAND, MAY 89
 SAMPLE: 9A

BORING NO. : 9
 DEPTH (FT): 0.0-11.4



JUPITER ISLAND, MAY 89
SAMPLE: 9B

BORING NO. : 9
DEPTH (FT): 11.4-13.6