

GRADATION ANALYSIS REPORT  
TOWN OF PALM BEACH 10/99  
TESTED BY: ID ON: 10/99

SAMPLE NO.: VC-99#91.1  
SAMPLE ELEV. (FT. NGVD): 0.0  
SAMPLE DEPTH (FT.): 1.5  
SAMPLE TYPE: CORE SAMPLE

USCS DESCRIPTION: SP

DRY SAMPLE WEIGHT (GRAMS): 109.73  
SAMPLE WEIGHT AFTER WASH (GRAMS): 107.53

SIEVE SIZE	PHI SIZE	MESH SIZE (mm)	RETAINED (GRAMS)	RETAINED (%)	PASSED (%)
5/8	-4.00	16.000	0.00	0.00	100.00
5/16	-3.00	8.000	0.00	0.00	100.00
5	-2.00	4.000	0.00	0.00	100.00
7	-1.50	2.800	0.00	0.00	100.00
10	-1.00	2.000	0.06	0.05	99.95
14	-0.50	1.400	0.33	0.30	99.70
18	0.00	1.000	0.66	0.60	99.40
25	0.50	0.710	1.44	1.31	98.69
35	1.00	0.500	2.95	2.69	97.31
45	1.50	0.355	5.29	4.82	95.18
60	2.00	0.250	10.10	9.20	90.80
80	2.50	0.180	16.94	15.44	84.56
120	3.00	0.125	56.45	51.44	48.56
170	3.50	0.090	105.76	96.38	3.62
200	3.75	0.075	107.33	97.81	2.19
230	4.00	0.063	108.61	98.98	1.02
PAN			109.72	99.99	0.01

PHI(5): 1.52 PHI(16): 2.51 PHI(25): 2.63  
PHI(50): 2.98 PHI(75): 3.26 PHI(84): 3.36  
PHI(95): 3.48

SIEVE LOSS(g): 0.01 SILT/CLAY: 2.19%  
SKEWNESS: -1.118 KURTOSIS: 1.279

GRAPHIC METHOD

MEAN (PHI): 2.77 SORTING: 0.43  
MEAN (mm): 0.15 MEDIAN (mm): 0.13  
NOTE: MEAN WAS CALCULATED USING 5 POINT METHOD

MOMENT METHOD

MEAN (PHI): 2.83 SORTING: 0.64  
MEAN (mm): 0.14

DATA FILE NAME: VC-99#91-1.TAB

GRADATION ANALYSIS REPORT  
TOWN OF PALM BEACH 10/99  
TESTED BY: ID ON: 10/99

SAMPLE NO.: VC-99#91-2  
SAMPLE ELEV. (FT. NGVD): 0.0  
SAMPLE DEPTH (FT.): 3.5  
SAMPLE TYPE: CORE SAMPLE

USCS DESCRIPTION: SP

DRY SAMPLE WEIGHT (GRAMS): 104.61  
SAMPLE WEIGHT AFTER WASH (GRAMS): 101.28

SIEVE SIZE	PHI SIZE	MESH SIZE (mm)	RETAINED (GRAMS)	RETAINED (%)	PASSED (%)
5/8	-4.00	16.000	0.00	0.00	100.00
5/16	-3.00	8.000	0.20	0.19	99.81
5	-2.00	4.000	0.28	0.27	99.73
7	-1.50	2.800	0.80	0.76	99.24
10	-1.00	2.000	1.53	1.46	98.54
14	-0.50	1.400	3.35	3.20	96.80
18	0.00	1.000	6.13	5.86	94.14
25	0.50	0.710	11.97	11.44	88.56
35	1.00	0.500	26.46	25.29	74.71
45	1.50	0.355	33.55	32.07	67.93
60	2.00	0.250	63.24	60.45	39.55
80	2.50	0.180	74.17	70.90	29.10
120	3.00	0.125	86.25	82.45	17.55
170	3.50	0.090	100.73	96.29	3.71
200	3.75	0.075	101.16	96.70	3.30
230	4.00	0.063	102.89	98.35	1.65
PAN			104.60	99.99	0.01

PHI(5): -0.16      PHI(16): 0.66      PHI(25): 0.99  
PHI(50): 1.82      PHI(75): 2.68      PHI(84): 3.06  
PHI(95): 3.45

SIEVE LOSS(g): 0.01      SILT/CLAY: 3.30%  
SKEWNESS: -0.142      KURTOSIS: 0.878

GRAPHIC METHOD

MEAN (PHI): 1.77      SORTING: 1.20  
MEAN (mm): 0.29      MEDIAN (mm): 0.28

NOTE: MEAN WAS CALCULATED USING 5 POINT METHOD

MOMENT METHOD

MEAN (PHI): 1.76      SORTING: 1.12  
MEAN (mm): 0.29

DATA FILE NAME: VC-99#91-2.TAB

GRADATION ANALYSIS REPORT  
TOWN OF PALM BEACH 10/99  
TESTED BY: ID ON: 10/99

SAMPLE NO.: VC-99#91-3  
SAMPLE ELEV. (FT. NGVD): 0.0  
SAMPLE DEPTH (FT.): 4.2  
SAMPLE TYPE: CORE SAMPLE

USCS DESCRIPTION: SP

DRY SAMPLE WEIGHT (GRAMS): 102.79  
SAMPLE WEIGHT AFTER WASH (GRAMS): 101.09

SIEVE SIZE	PHI SIZE	MESH SIZE (mm)	RETAINED (GRAMS)	RETAINED (%)	PASSED (%)
5/8	-4.00	16.000	0.00	0.00	100.00
5/16	-3.00	8.000	0.00	0.00	100.00
5	-2.00	4.000	0.00	0.00	100.00
7	-1.50	2.800	0.00	0.00	100.00
10	-1.00	2.000	0.12	0.12	99.88
14	-0.50	1.400	0.48	0.47	99.53
18	0.00	1.000	1.34	1.30	98.70
25	0.50	0.710	3.91	3.80	96.20
35	1.00	0.500	9.30	9.05	90.95
45	1.50	0.355	17.64	17.16	82.84
60	2.00	0.250	32.69	31.80	68.20
80	2.50	0.180	51.29	49.90	50.10
120	3.00	0.125	84.47	82.18	17.82
170	3.50	0.090	100.43	97.70	2.30
200	3.75	0.075	101.00	98.26	1.74
230	4.00	0.063	101.91	99.14	0.86
PAN			102.79	100.00	0.00

PHI (5): 0.61 PHI (16): 1.43 PHI (25): 1.77  
PHI (50): 2.50 PHI (75): 2.89 PHI (84): 3.06  
PHI (95): 3.41

SIEVE LOSS (g): 0.00 SILT/CLAY: 1.74%  
SKEWNESS: -0.599 KURTOSIS: 1.023

GRAPHIC METHOD

MEAN (PHI): 2.20 SORTING: 0.82  
MEAN (mm): 0.22 MEDIAN (mm): 0.18  
NOTE: MEAN WAS CALCULATED USING 5 POINT METHOD

MOMENT METHOD

MEAN (PHI): 2.27 SORTING: 0.84  
MEAN (mm): 0.21

DATA FILE NAME: VC-99#91-3.TAB

GRADATION ANALYSIS REPORT  
TOWN OF PALM BEACH 10/99  
TESTED BY: ID ON: 10/99

SAMPLE NO.: VC-99#91-4  
SAMPLE ELEV. (FT. NGVD): 0.0  
SAMPLE DEPTH (FT.): 4.7  
SAMPLE TYPE: CORE SAMPLE

USCS DESCRIPTION: SP

DRY SAMPLE WEIGHT (GRAMS): 114.12  
SAMPLE WEIGHT AFTER WASH (GRAMS): 110.26

SIEVE SIZE	PHI SIZE	MESH SIZE (mm)	RETAINED (GRAMS)	RETAINED (%)	PASSED (%)
5/8	-4.00	16.000	0.00	0.00	100.00
5/16	-3.00	8.000	0.61	0.53	99.47
5	-2.00	4.000	3.62	3.17	96.83
7	-1.50	2.800	5.98	5.24	94.76
10	-1.00	2.000	8.71	7.63	92.37
14	-0.50	1.400	12.35	10.82	89.18
18	0.00	1.000	16.62	14.56	85.44
25	0.50	0.710	23.08	20.22	79.78
35	1.00	0.500	35.20	30.84	69.16
45	1.50	0.355	45.63	39.98	60.02
60	2.00	0.250	57.47	50.36	49.64
80	2.50	0.180	69.45	60.86	39.14
120	3.00	0.125	90.00	78.86	21.14
170	3.50	0.090	109.48	95.93	4.07
200	3.75	0.075	110.15	96.52	3.48
230	4.00	0.063	112.14	98.26	1.74
PAN			114.11	99.99	0.01

PHI (5): -1.56 PHI (16): 0.13 PHI (25): 0.72  
PHI (50): 1.98 PHI (75): 2.89 PHI (84): 3.15  
PHI (95): 3.47

SIEVE LOSS (g): 0.01 SILT/CLAY: 3.48%  
SKEWNESS: -0.678 KURTOSIS: 0.951

GRAPHIC METHOD

MEAN (PHI): 1.43 SORTING: 1.51  
MEAN (mm): 0.37 MEDIAN (mm): 0.25  
NOTE: MEAN WAS CALCULATED USING 5 POINT METHOD

MOMENT METHOD

MEAN (PHI): 1.61 SORTING: 1.55  
MEAN (mm): 0.33

DATA FILE NAME: VC-99#91-4.TAB

GRADATION ANALYSIS REPORT  
TOWN OF PALM BEACH 10/99  
TESTED BY: ID ON: 10/99

SAMPLE NO.: VC-99#91-5  
SAMPLE ELEV. (FT. NGVD): 0.0  
SAMPLE DEPTH (FT.): 7.5  
SAMPLE TYPE: CORE SAMPLE

USCS DESCRIPTION: SP

DRY SAMPLE WEIGHT (GRAMS): 109.54  
SAMPLE WEIGHT AFTER WASH (GRAMS): 106.33

SIEVE SIZE	PHI SIZE	MESH SIZE (mm)	RETAINED (GRAMS)	RETAINED (%)	PASSED (%)
5/8	-4.00	16.000	0.00	0.00	100.00
5/16	-3.00	8.000	0.58	0.53	99.47
5	-2.00	4.000	5.13	4.68	95.32
7	-1.50	2.800	10.34	9.44	90.56
10	-1.00	2.000	16.35	14.93	85.07
14	-0.50	1.400	25.72	23.48	76.52
18	0.00	1.000	36.02	32.88	67.12
25	0.50	0.710	48.87	44.61	55.39
35	1.00	0.500	61.87	56.48	43.52
45	1.50	0.355	70.28	64.16	35.84
60	2.00	0.250	78.12	71.32	28.68
80	2.50	0.180	85.70	78.24	21.76
120	3.00	0.125	99.39	90.73	9.27
170	3.50	0.090	105.92	96.70	3.30
200	3.75	0.075	106.23	96.98	3.02
230	4.00	0.063	107.92	98.52	1.48
PAN			109.53	99.99	0.01

PHI (5): -1.97      PHI (16): -0.94      PHI (25): -0.42  
PHI (50): 0.73      PHI (75): 2.27      PHI (84): 2.73  
PHI (95): 3.36

SIEVE LOSS(g): 0.01      SILT/CLAY: 3.02%  
SKEWNESS: -0.017      KURTOSIS: 0.813

GRAPHIC METHOD

MEAN (PHI): 0.78      SORTING: 1.83  
MEAN (mm): 0.58      MEDIAN (mm): 0.60  
NOTE: MEAN WAS CALCULATED USING 5 POINT METHOD

MOMENT METHOD

MEAN (PHI): 0.75      SORTING: 1.64  
MEAN (mm): 0.59

DATA FILE NAME: VC-99#91-5.TAB

GRADATION ANALYSIS REPORT  
TOWN OF PALM BEACH 10/99  
TESTED BY: ID ON: 10/99

SAMPLE NO.: VC-99#91-6  
SAMPLE ELEV. (FT. NGVD): 0.0  
SAMPLE DEPTH (FT.): 9.0  
SAMPLE TYPE: CORE SAMPLE

USCS DESCRIPTION: SP

DRY SAMPLE WEIGHT (GRAMS): 115.99  
SAMPLE WEIGHT AFTER WASH (GRAMS): 111.43

SIEVE SIZE	PHI SIZE	MESH SIZE (mm)	RETAINED (GRAMS)	RETAINED (%)	PASSED (%)
5/8	-4.00	16.000	0.00	0.00	100.00
5/16	-3.00	8.000	0.00	0.00	100.00
5	-2.00	4.000	0.00	0.00	100.00
7	-1.50	2.800	0.21	0.18	99.82
10	-1.00	2.000	0.60	0.52	99.48
14	-0.50	1.400	1.22	1.05	98.95
18	0.00	1.000	1.96	1.69	98.31
25	0.50	0.710	3.22	2.78	97.22
35	1.00	0.500	5.69	4.91	95.09
45	1.50	0.355	8.50	7.33	92.67
60	2.00	0.250	15.49	13.35	86.65
80	2.50	0.180	30.98	26.71	73.29
120	3.00	0.125	78.04	67.28	32.72
170	3.50	0.090	110.33	95.12	4.88
200	3.75	0.075	111.13	95.81	4.19
230	4.00	0.063	113.69	98.02	1.98
PAN			115.98	99.99	0.01

PHI(5): 1.02 PHI(16): 2.10 PHI(25): 2.44  
PHI(50): 2.79 PHI(75): 3.14 PHI(84): 3.30  
PHI(95): 3.50

SIEVE LOSS(g): 0.01 SILT/CLAY: 4.19%  
SKEWNESS: -0.880 KURTOSIS: 1.446

GRAPHIC METHOD

MEAN (PHI): 2.54 SORTING: 0.60  
MEAN (mm): 0.17 MEDIAN (mm): 0.14  
NOTE: MEAN WAS CALCULATED USING 5 POINT METHOD

MOMENT METHOD

MEAN (PHI): 2.63 SORTING: 0.78  
MEAN (mm): 0.16

DATA FILE NAME: VC-99#91-6.TAB

GRADATION ANALYSIS REPORT  
TOWN OF PALM BEACH 10/99  
TESTED BY: ID ON: 10/99

SAMPLE NO.: VC-99#91-7  
SAMPLE ELEV. (FT. NGVD): 0.0  
SAMPLE DEPTH (FT.): 9.9  
SAMPLE TYPE: CORE SAMPLE

USCS DESCRIPTION: SP

DRY SAMPLE WEIGHT (GRAMS): 115.85  
SAMPLE WEIGHT AFTER WASH (GRAMS): 111.96

SIEVE SIZE	PHI SIZE	MESH SIZE (mm)	RETAINED (GRAMS)	RETAINED (%)	PASSED (%)
5/8	-4.00	16.000	0.00	0.00	100.00
5/16	-3.00	8.000	0.00	0.00	100.00
5	-2.00	4.000	0.15	0.13	99.87
7	-1.50	2.800	0.72	0.62	99.38
10	-1.00	2.000	1.46	1.26	98.74
14	-0.50	1.400	3.96	3.42	96.58
18	0.00	1.000	8.93	7.71	92.29
25	0.50	0.710	22.39	19.33	80.67
35	1.00	0.500	46.85	40.44	59.56
45	1.50	0.355	67.95	58.65	41.35
60	2.00	0.250	85.03	73.40	26.60
80	2.50	0.180	93.00	80.28	19.72
120	3.00	0.125	104.91	90.56	9.44
170	3.50	0.090	111.51	96.25	3.75
200	3.75	0.075	111.89	96.58	3.42
230	4.00	0.063	113.90	98.32	1.68
PAN			115.85	100.00	0.00

PHI(5): -0.32 PHI(16): 0.36 PHI(25): 0.63  
PHI(50): 1.26 PHI(75): 2.12 PHI(84): 2.68  
PHI(95): 3.39

SIEVE LOSS(g): 0.00 SILT/CLAY: 3.42%  
SKEWNESS: 0.236 KURTOSIS: 1.025

GRAPHIC METHOD

MEAN (PHI): 1.47 SORTING: 1.16  
MEAN (mm): 0.36 MEDIAN (mm): 0.42  
NOTE: MEAN WAS CALCULATED USING 5 POINT METHOD

MOMENT METHOD

MEAN (PHI): 1.35 SORTING: 1.08  
MEAN (mm): 0.39

DATA FILE NAME: VC-99#91-7.TAB

GRADATION ANALYSIS REPORT  
TOWN OF PALM BEACH 10/99  
TESTED BY: ID ON: 10/99

SAMPLE NO.: VC-99#91-8  
SAMPLE ELEV. (FT. NGVD): 0.0  
SAMPLE DEPTH (FT.): 11.5  
SAMPLE TYPE: CORE SAMPLE

USCS DESCRIPTION: SP

DRY SAMPLE WEIGHT (GRAMS): 117.71  
SAMPLE WEIGHT AFTER WASH (GRAMS): 113.10

SIEVE SIZE	PHI SIZE	MESH SIZE (mm)	RETAINED (GRAMS)	RETAINED (%)	PASSED (%)
5/8	-4.00	16.000	0.00	0.00	100.00
5/16	-3.00	8.000	0.00	0.00	100.00
5	-2.00	4.000	3.02	2.57	97.43
7	-1.50	2.800	4.80	4.08	95.92
10	-1.00	2.000	8.00	6.80	93.20
14	-0.50	1.400	14.52	12.34	87.66
18	0.00	1.000	23.77	20.19	79.81
25	0.50	0.710	37.27	31.66	68.34
35	1.00	0.500	55.90	47.49	52.51
45	1.50	0.355	66.48	56.48	43.52
60	2.00	0.250	75.27	63.95	36.05
80	2.50	0.180	82.89	70.42	29.58
120	3.00	0.125	96.70	82.15	17.85
170	3.50	0.090	112.42	95.51	4.49
200	3.75	0.075	112.98	95.98	4.02
230	4.00	0.063	115.40	98.03	1.97
PAN			117.71	100.00	0.00

PHI(5): -1.33 PHI(16): -0.27 PHI(25): 0.21  
PHI(50): 1.14 PHI(75): 2.70 PHI(84): 3.07  
PHI(95): 3.48

SIEVE LOSS(g): 0.00 SILT/CLAY: 4.02%  
SKEWNESS: -0.039 KURTOSIS: 0.793

GRAPHIC METHOD

MEAN (PHI): 1.22 SORTING: 1.67  
MEAN (mm): 0.43 MEDIAN (mm): 0.45  
NOTE: MEAN WAS CALCULATED USING 5 POINT METHOD

MOMENT METHOD

MEAN (PHI): 1.23 SORTING: 1.52  
MEAN (mm): 0.43

DATA FILE NAME: VC-99#91-8.TAB



GRADATION ANALYSIS REPORT  
TOWN OF PALM BEACH 10/99  
TESTED BY: ID ON: 10/99

SAMPLE NO.: VC-99#91-9  
SAMPLE ELEV. (FT. NGVD): 0.0  
SAMPLE DEPTH (FT.): 12.5  
SAMPLE TYPE: CORE SAMPLE

USCS DESCRIPTION: SP

DRY SAMPLE WEIGHT (GRAMS): 120.15  
SAMPLE WEIGHT AFTER WASH (GRAMS): 115.75

SIEVE SIZE	PHI SIZE	MESH SIZE (mm)	RETAINED (GRAMS)	RETAINED (%)	PASSED (%)
5/8	-4.00	16.000	0.00	0.00	100.00
5/16	-3.00	8.000	1.00	0.83	99.17
5	-2.00	4.000	2.91	2.42	97.58
7	-1.50	2.800	4.88	4.06	95.94
10	-1.00	2.000	7.27	6.05	93.95
14	-0.50	1.400	11.23	9.35	90.65
18	0.00	1.000	17.04	14.18	85.82
25	0.50	0.710	27.96	23.27	76.73
35	1.00	0.500	43.79	36.45	63.55
45	1.50	0.355	57.85	48.15	51.85
60	2.00	0.250	71.20	59.26	40.74
80	2.50	0.180	80.49	66.99	33.01
120	3.00	0.125	98.99	82.39	17.61
170	3.50	0.090	114.54	95.33	4.67
200	3.75	0.075	115.42	96.06	3.94
230	4.00	0.063	117.94	98.16	1.84
PAN			120.15	100.00	0.00

PHI(5): -1.26 PHI(16): 0.10 PHI(25): 0.57  
PHI(50): 1.58 PHI(75): 2.76 PHI(84): 3.06  
PHI(95): 3.49

SIEVE LOSS(g): 0.00 SILT/CLAY: 3.94%  
SKEWNESS: -0.319 KURTOSIS: 0.887

GRAPHIC METHOD

MEAN (PHI): 1.39 SORTING: 1.48  
MEAN (mm): 0.38 MEDIAN (mm): 0.33  
NOTE: MEAN WAS CALCULATED USING 5 POINT METHOD

MOMENT METHOD

MEAN (PHI): 1.46 SORTING: 1.48  
MEAN (mm): 0.36

DATA FILE NAME: VC-99#91-9.TAB

GRADATION ANALYSIS REPORT  
TOWN OF PALM BEACH 10/99  
TESTED BY: ID ON: 10/99

SAMPLE NO.: VC-99#91-10  
SAMPLE ELEV. (FT. NGVD): 0.0  
SAMPLE DEPTH (FT.): 14.6  
SAMPLE TYPE: CORE SAMPLE

USCS DESCRIPTION: SP

DRY SAMPLE WEIGHT (GRAMS): 116.09  
SAMPLE WEIGHT AFTER WASH (GRAMS): 112.66

SIEVE SIZE	PHI SIZE	MESH SIZE (mm)	RETAINED (GRAMS)	RETAINED (%)	PASSED (%)
5/8	-4.00	16.000	0.00	0.00	100.00
5/16	-3.00	8.000	0.00	0.00	100.00
5	-2.00	4.000	0.75	0.65	99.35
7	-1.50	2.800	1.49	1.28	98.72
10	-1.00	2.000	2.88	2.48	97.52
14	-0.50	1.400	5.65	4.87	95.13
18	0.00	1.000	10.90	9.39	90.61
25	0.50	0.710	20.81	17.93	82.07
35	1.00	0.500	39.44	33.97	66.03
45	1.50	0.355	54.45	46.90	53.10
60	2.00	0.250	69.99	60.29	39.71
80	2.50	0.180	82.45	71.02	28.98
120	3.00	0.125	98.27	84.65	15.35
170	3.50	0.090	112.04	96.51	3.49
200	3.75	0.075	112.53	96.93	3.07
230	4.00	0.063	114.35	98.51	1.49
PAN			116.08	99.99	0.01

PHI(5): -0.49      PHI(16): 0.39      PHI(25): 0.72  
PHI(50): 1.62      PHI(75): 2.65      PHI(84): 2.98  
PHI(95): 3.44

SIEVE LOSS(g): 0.01      SILT/CLAY: 3.07%  
SKEWNESS: -0.108      KURTOSIS: 0.835

GRAPHIC METHOD

MEAN (PHI): 1.59      SORTING: 1.29  
MEAN (mm): 0.33      MEDIAN (mm): 0.33  
NOTE: MEAN WAS CALCULATED USING 5 POINT METHOD

MOMENT METHOD

MEAN (PHI): 1.57      SORTING: 1.23  
MEAN (mm): 0.34

DATA FILE NAME: VC-99#91-10.TAB

GRADATION ANALYSIS REPORT  
TOWN OF PALM BEACH 10/99  
TESTED BY: ID ON: 10/99

SAMPLE NO.: VC-99#91-11  
SAMPLE ELEV. (FT. NGVD): 0.0  
SAMPLE DEPTH (FT.): 16.6  
SAMPLE TYPE: CORE SAMPLE

USCS DESCRIPTION: SP-SM

DRY SAMPLE WEIGHT (GRAMS): 106.56  
SAMPLE WEIGHT AFTER WASH (GRAMS): 100.80

SIEVE SIZE	PHI SIZE	MESH SIZE (mm)	RETAINED (GRAMS)	RETAINED (%)	PASSED (%)
5/8	-4.00	16.000	0.00	0.00	100.00
5/16	-3.00	8.000	0.00	0.00	100.00
5	-2.00	4.000	0.00	0.00	100.00
7	-1.50	2.800	0.11	0.10	99.90
10	-1.00	2.000	0.49	0.46	99.54
14	-0.50	1.400	0.92	0.86	99.14
18	0.00	1.000	1.45	1.36	98.64
25	0.50	0.710	2.04	1.91	98.09
35	1.00	0.500	2.59	2.43	97.57
45	1.50	0.355	3.04	2.85	97.15
60	2.00	0.250	4.17	3.91	96.09
80	2.50	0.180	7.35	6.90	93.10
120	3.00	0.125	32.88	30.86	69.14
170	3.50	0.090	96.69	90.74	9.26
200	3.75	0.075	100.35	94.17	5.83
230	4.00	0.063	103.60	97.22	2.78
PAN			106.55	99.99	0.01

PHI(5): 2.18 PHI(16): 2.69 PHI(25): 2.88  
PHI(50): 3.16 PHI(75): 3.37 PHI(84): 3.44  
PHI(95): 3.82

SIEVE LOSS(g): 0.01 SILT/CLAY: 5.83%  
SKEWNESS: -0.424 KURTOSIS: 1.366

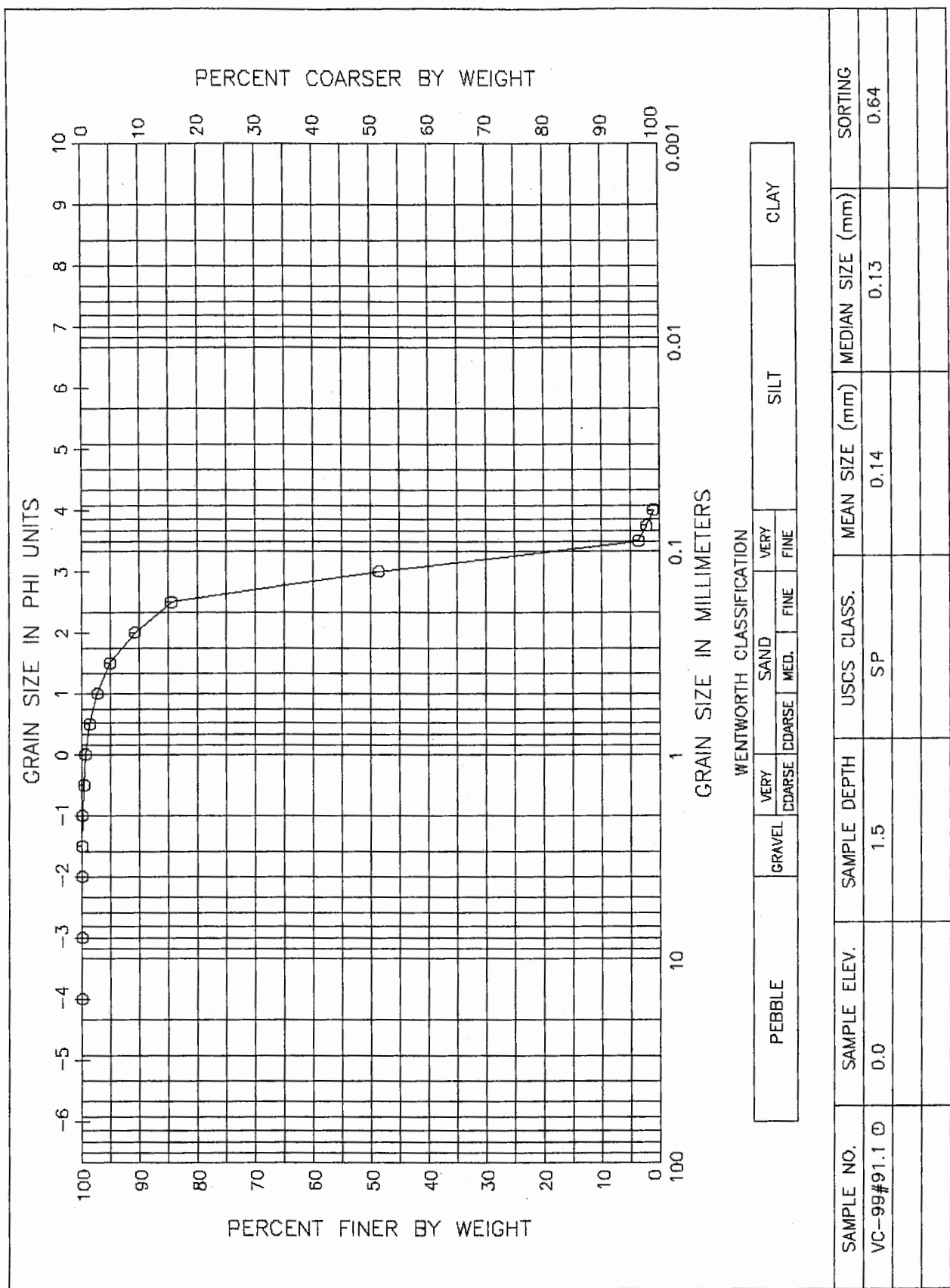
GRAPHIC METHOD

MEAN (PHI): 3.06 SORTING: 0.38  
MEAN (mm): 0.12 MEDIAN (mm): 0.11  
NOTE: MEAN WAS CALCULATED USING 5 POINT METHOD

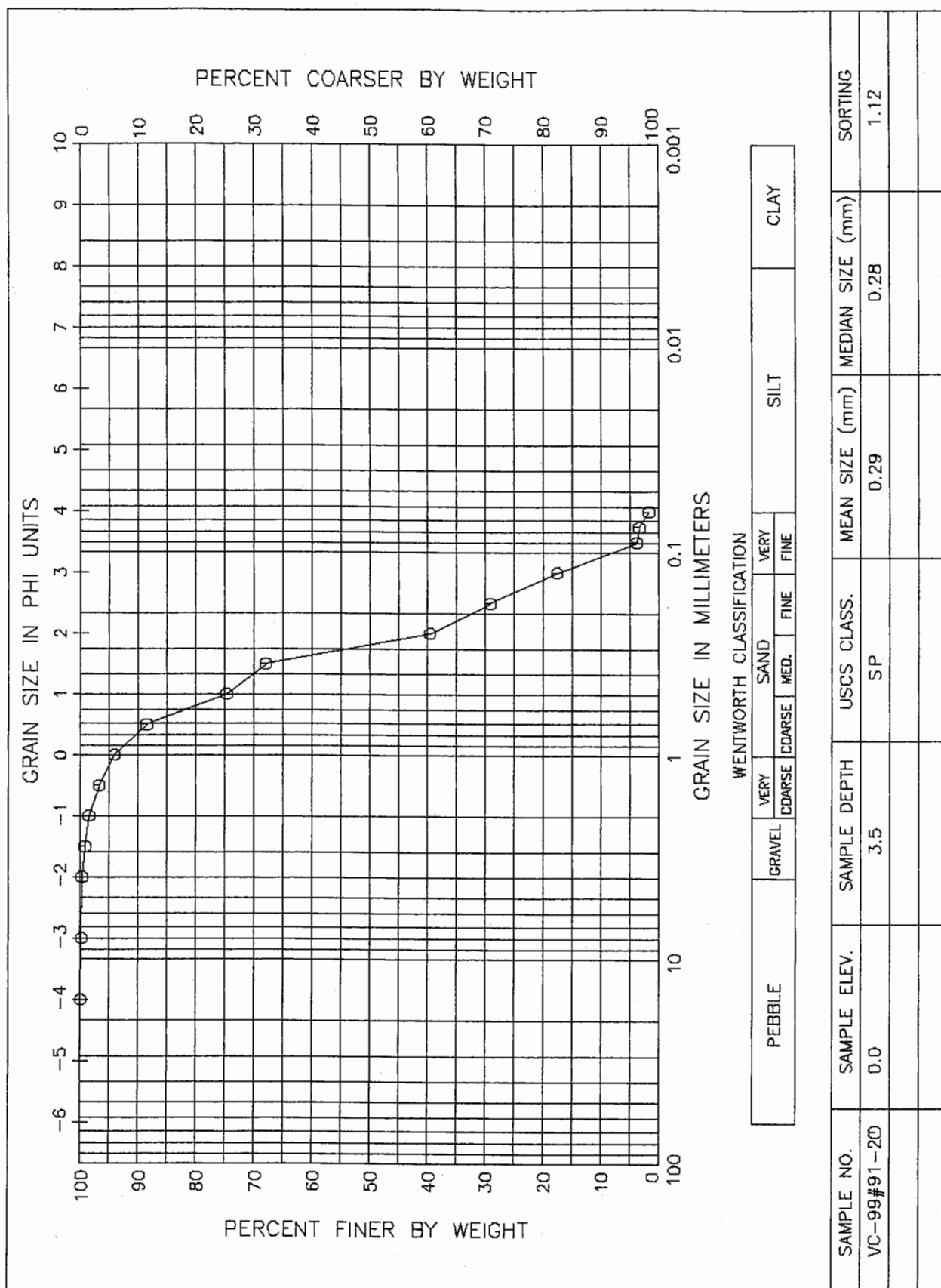
MOMENT METHOD

MEAN (PHI): 3.02 SORTING: 0.64  
MEAN (mm): 0.12

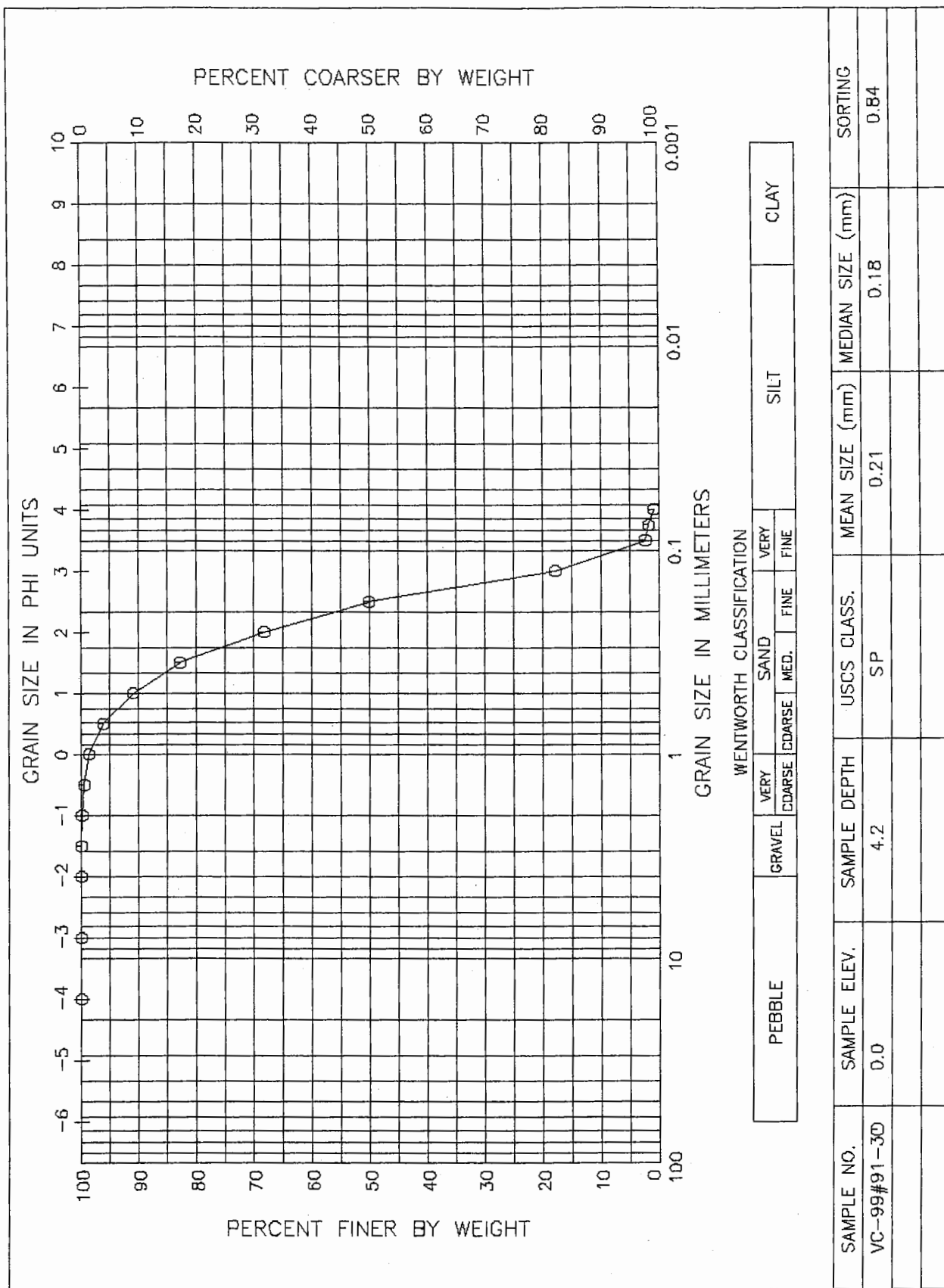
DATA FILE NAME: VC-99#91-11.TAB

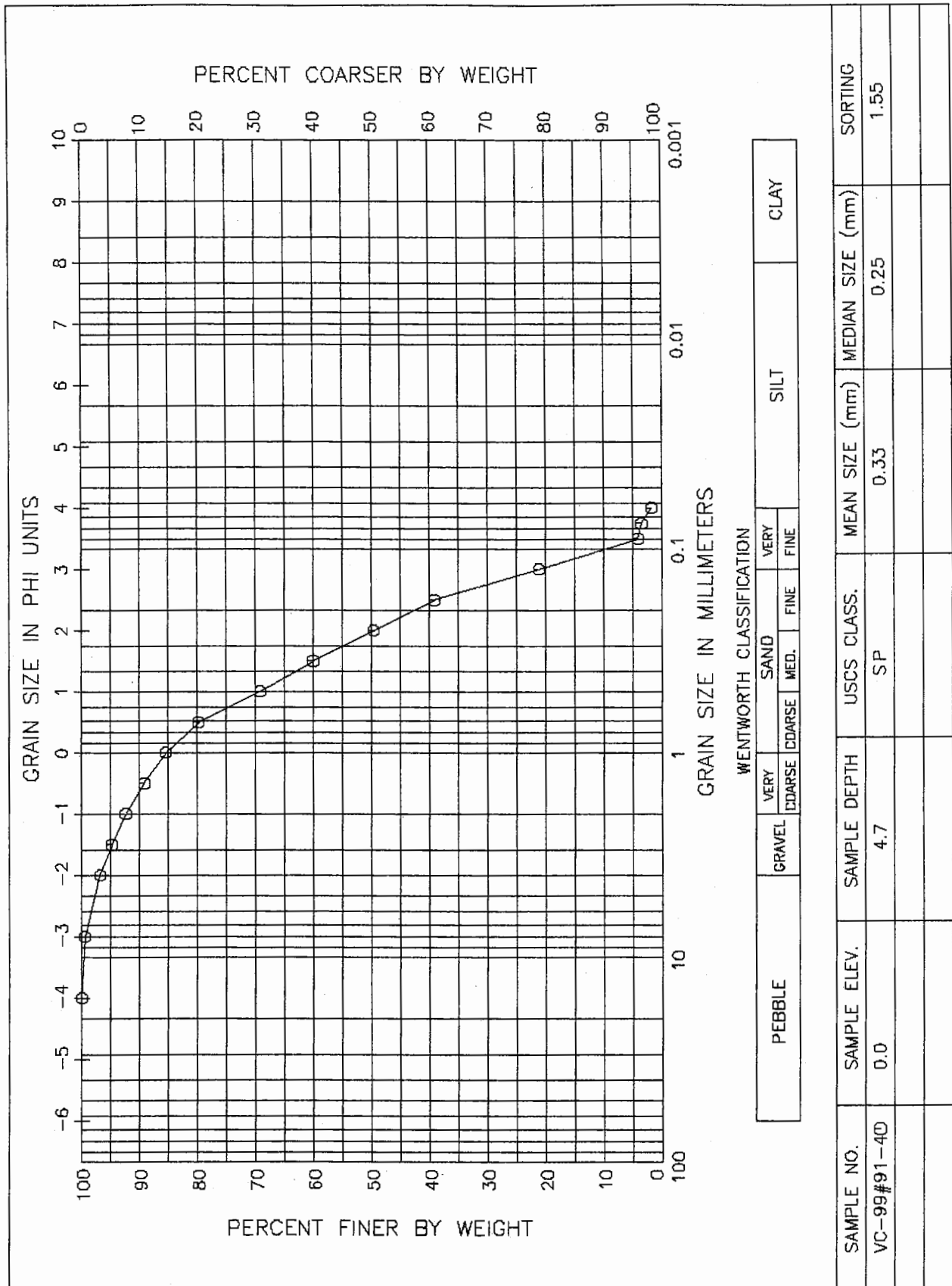


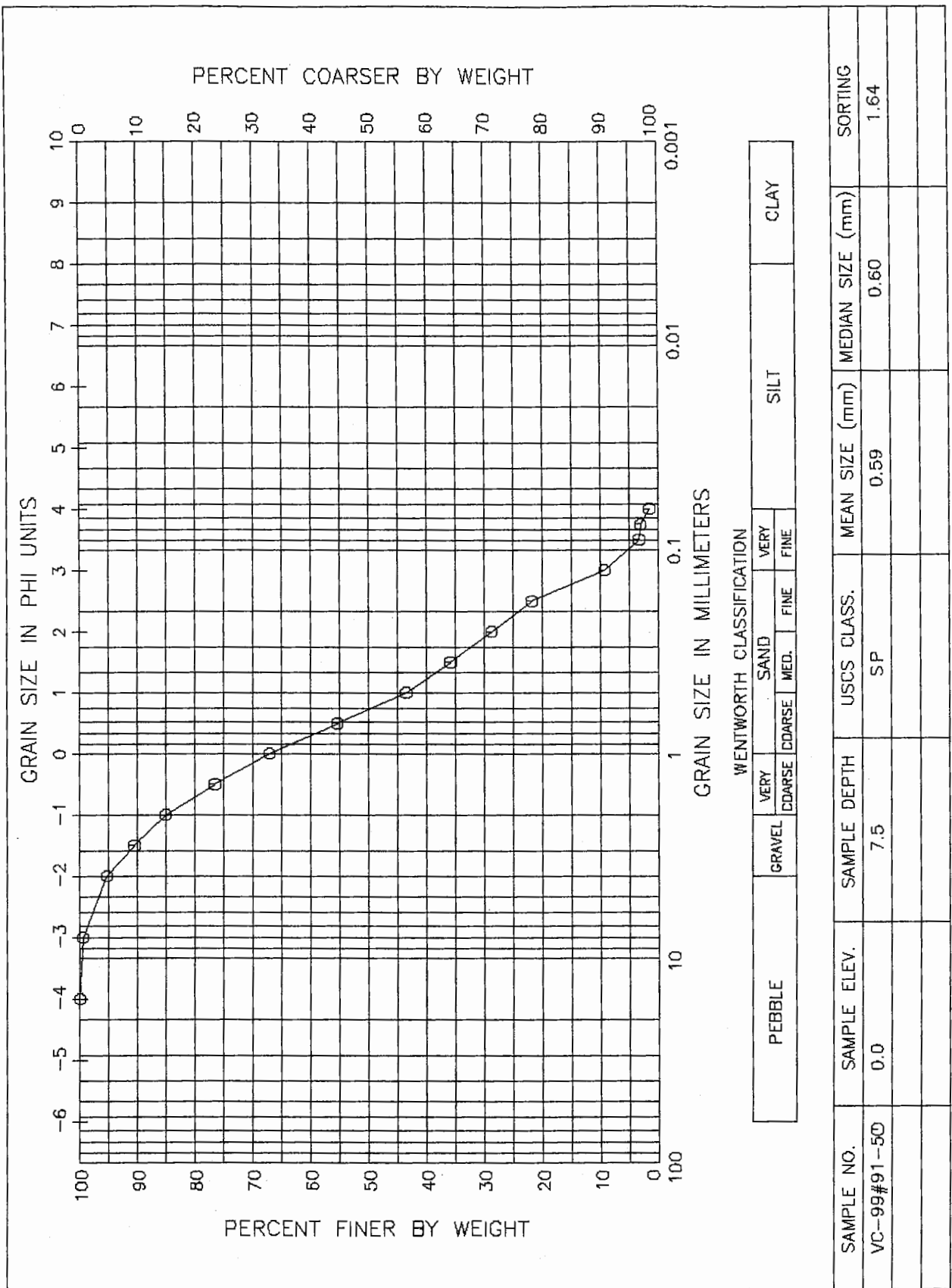
GRAIN SIZE DISTRIBUTION CURVE  
TOWN OF PALM BEACH 10/99



GRAIN SIZE DISTRIBUTION CURVE  
TOWN OF PALM BEACH 10/99

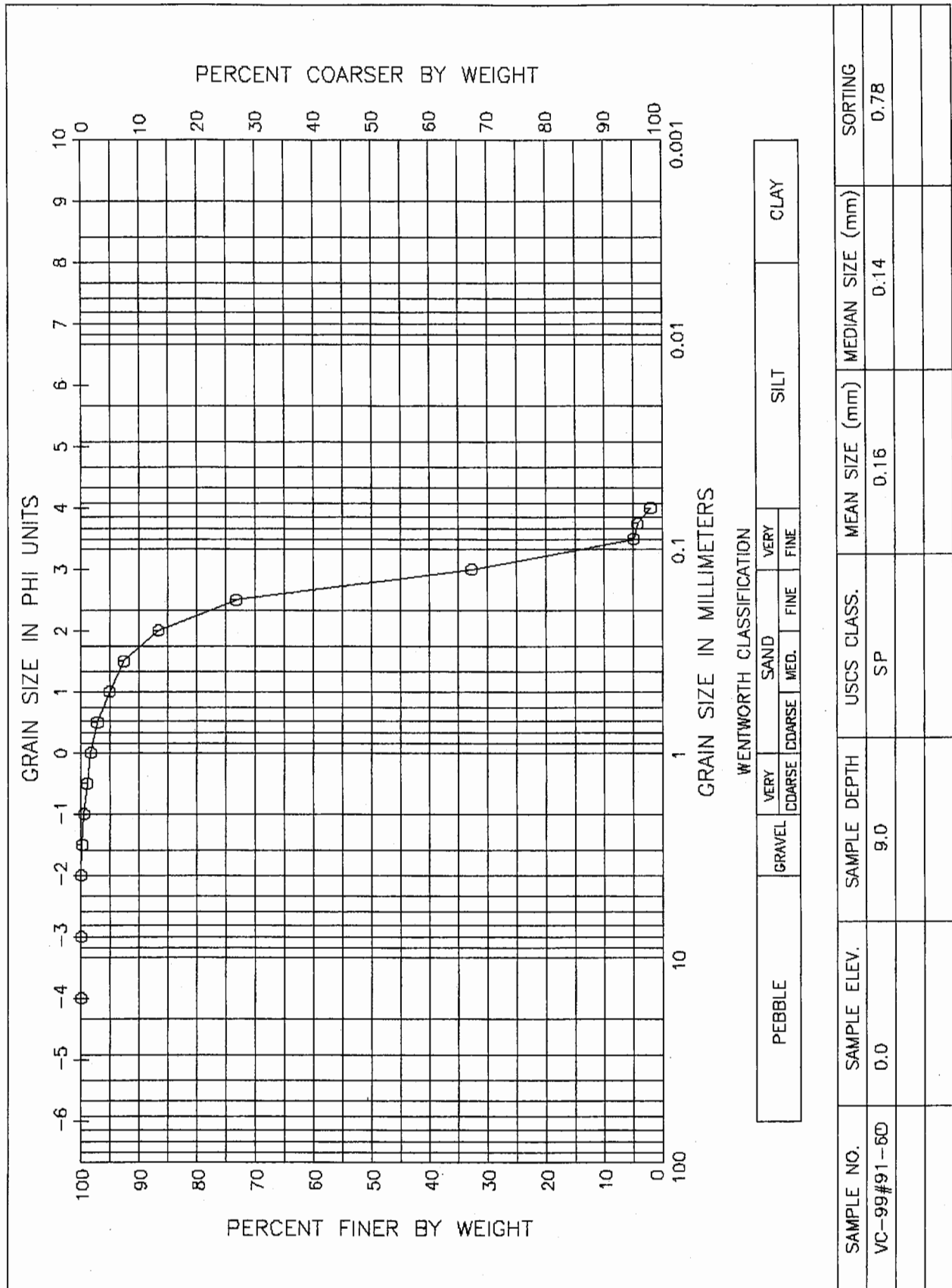


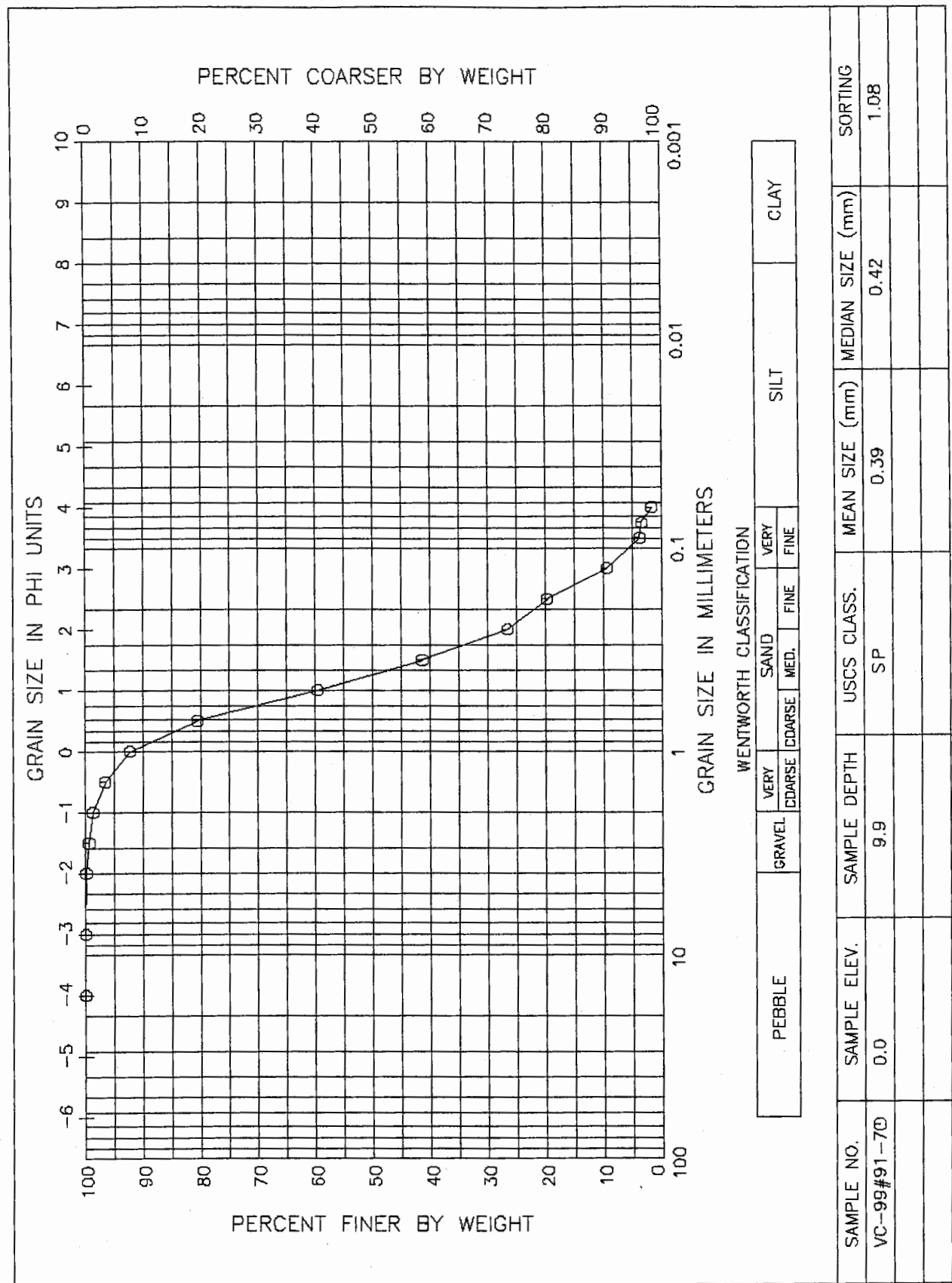




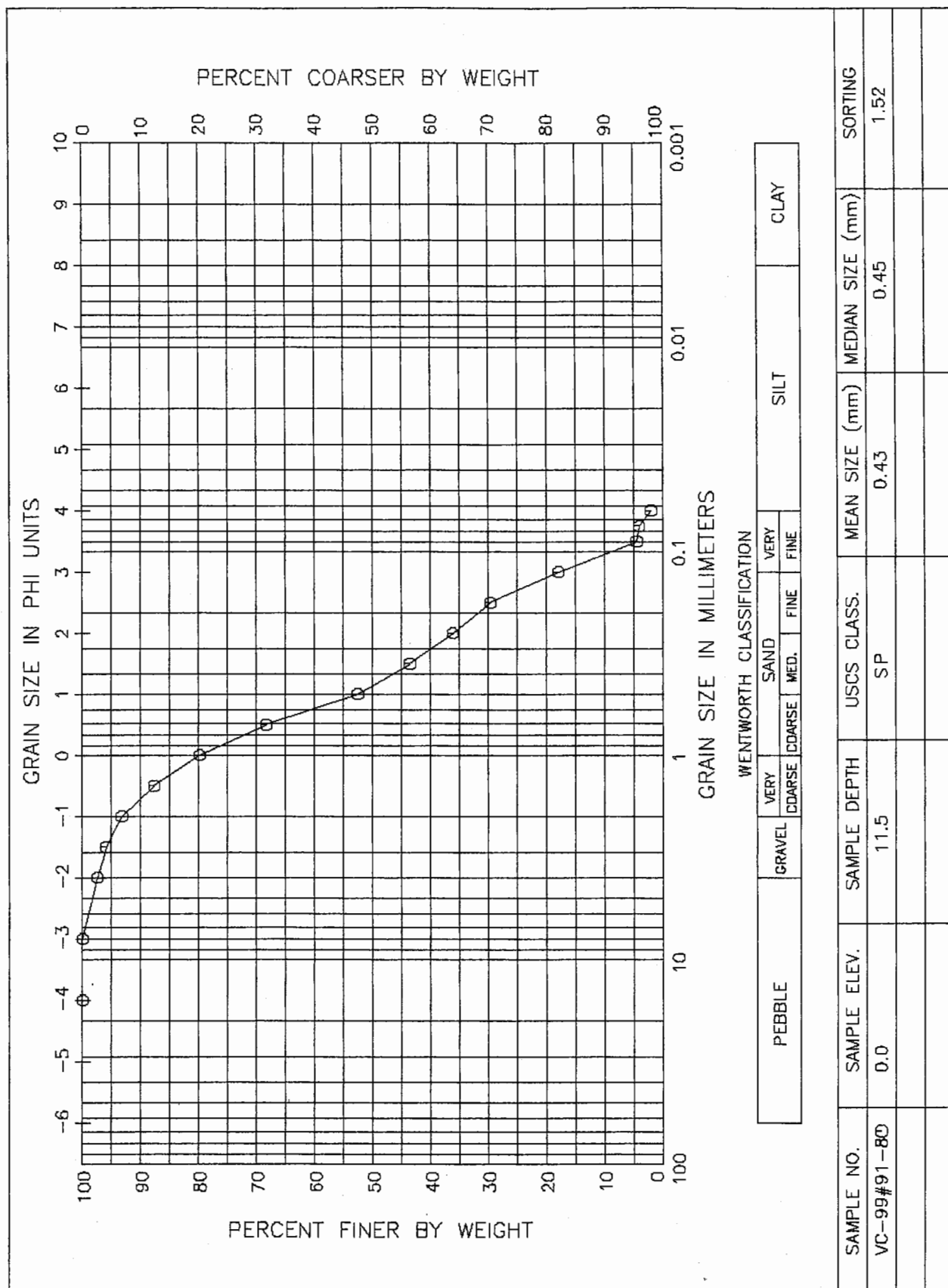
GRAIN SIZE DISTRIBUTION CURVE  
TOWN OF PALM BEACH 10/99

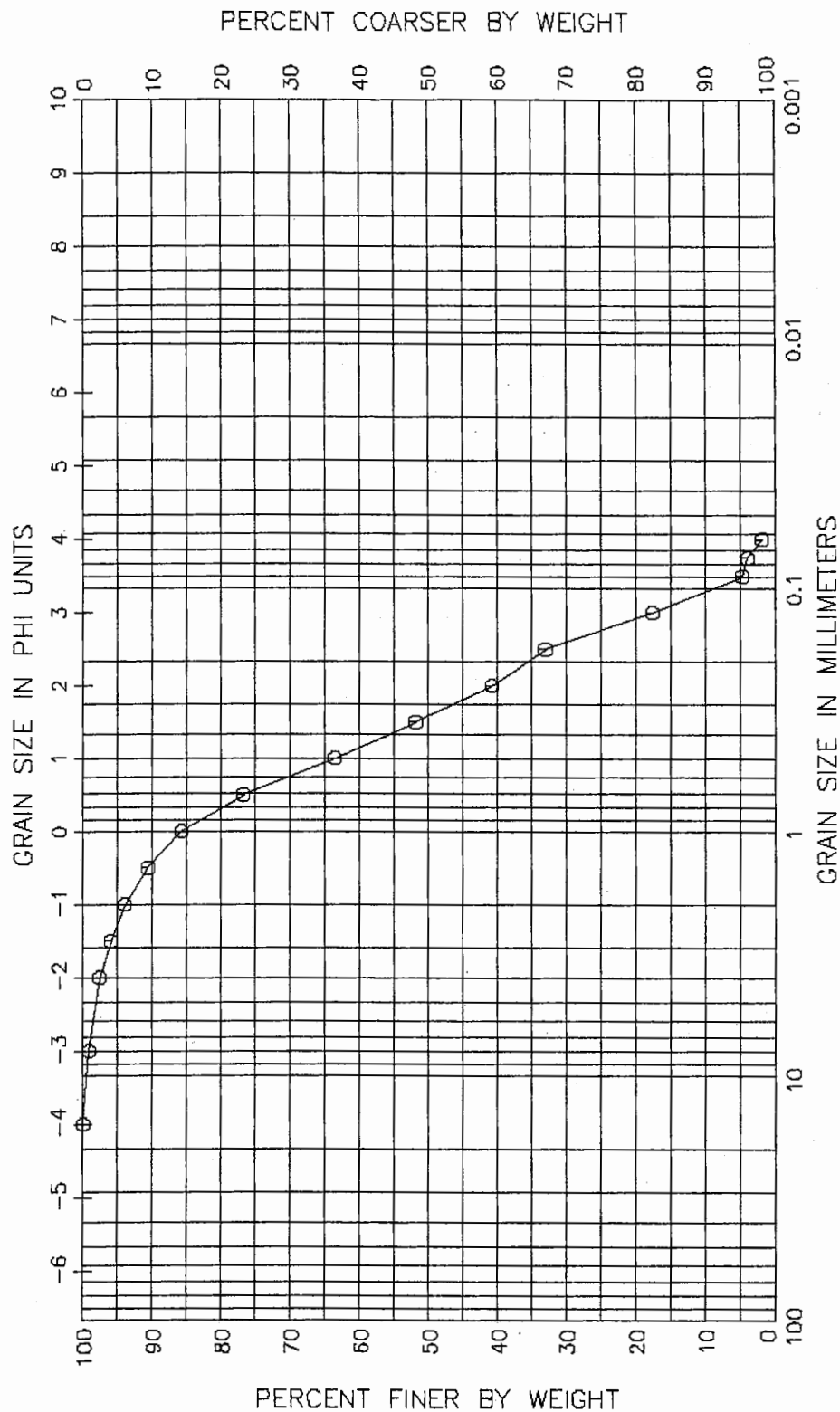






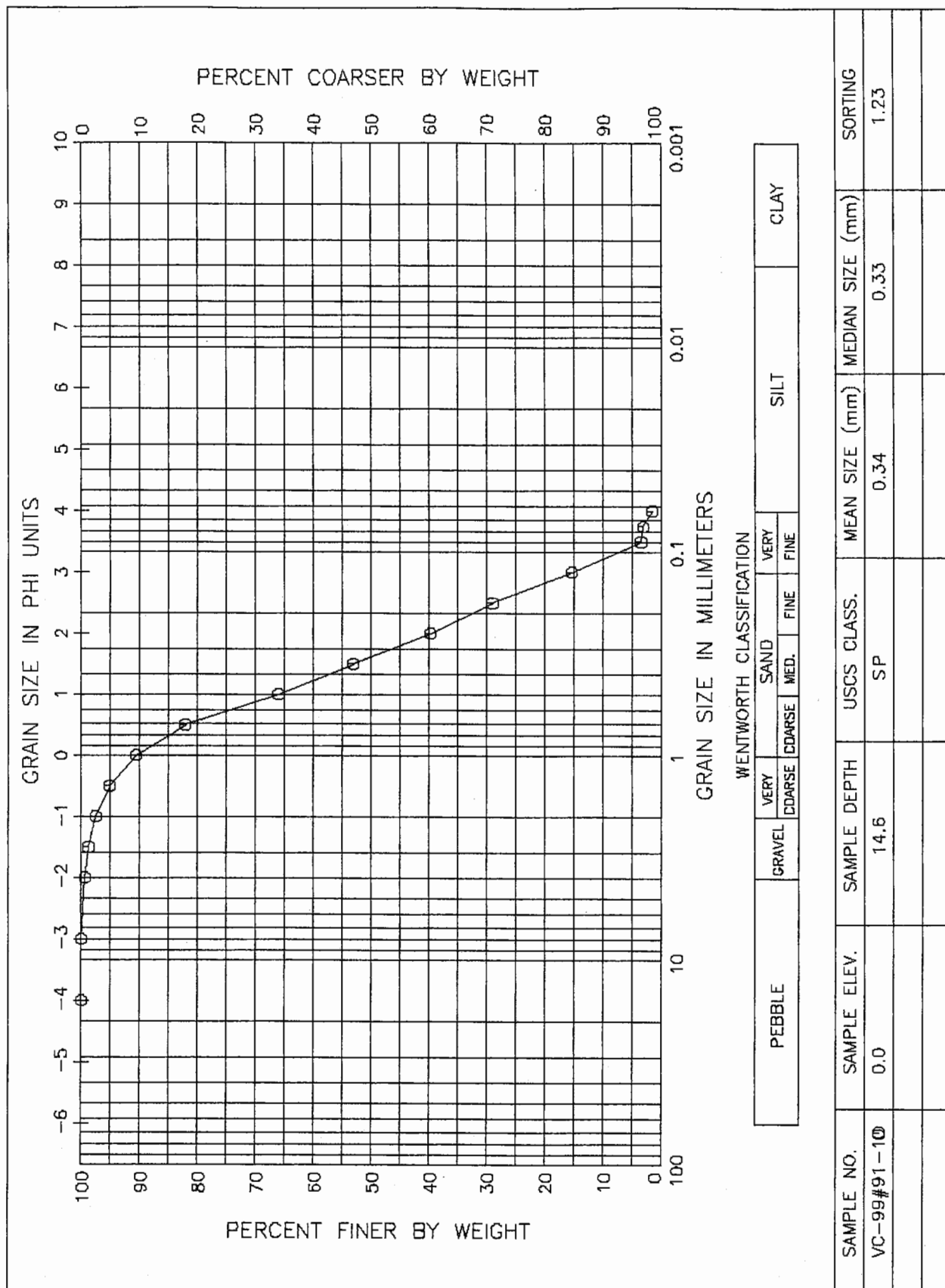
GRAIN SIZE DISTRIBUTION CURVE  
TOWN OF PALM BEACH 10/99





SAMPLE NO.	SAMPLE ELEV.	SAMPLE DEPTH	USCS CLASS.	MEAN SIZE (mm)	MEDIAN SIZE (mm)	SORTING
VC-99#91-90	0.0	12.5	SP	0.36	0.33	1.48

GRAIN SIZE DISTRIBUTION CURVE  
TOWN OF PALM BEACH 10/99



GRAIN SIZE DISTRIBUTION CURVE  
TOWN OF PALM BEACH 10/99

