

## GRADATION ANALYSIS REPORT

TOWN OF PALM BEACH

TESTED BY: RW ON: 7-19-99

SAMPLE NO.: VC99 55#1  
SAMPLE ELEV. (FT. NGVD): -34.5  
SAMPLE DEPTH (FT.): 2.0  
SAMPLE TYPE: CORE SAMPLE

USCS DESCRIPTION: SP

DRY SAMPLE WEIGHT (GRAMS): 251.69  
SAMPLE WEIGHT AFTER WASH (GRAMS): 248.81

SIEVE SIZE	PHI SIZE	MESH SIZE (mm)	RETAINED (GRAMS)	RETAINED (%)	PASSED (%)
5/8	-4.00	16.000	0.00	0.00	100.00
5/16	-3.00	8.000	0.00	0.00	100.00
5	-2.00	4.000	0.04	0.02	99.98
7	-1.50	2.800	0.30	0.12	99.88
10	-1.00	2.000	0.45	0.18	99.82
14	-0.50	1.400	0.82	0.33	99.67
18	0.00	1.000	1.66	0.66	99.34
25	0.50	0.710	3.38	1.34	98.66
35	1.00	0.500	5.59	2.22	97.78
45	1.50	0.355	8.09	3.21	96.79
60	2.00	0.250	13.97	5.55	94.45
80	2.50	0.180	33.89	13.46	86.54
120	3.00	0.125	133.95	53.22	46.78
170	3.50	0.090	245.56	97.56	2.44
200	3.75	0.075	248.25	98.63	1.37
230	4.00	0.063	250.11	99.37	0.63
PAN			251.67	99.99	0.01

PHI(5): 1.88 PHI(16): 2.53 PHI(25): 2.65  
PHI(50): 2.96 PHI(75): 3.25 PHI(84): 3.35  
PHI(95): 3.47

SIEVE LOSS(g): 0.02 SILT/CLAY: 1.37%  
SKEWNESS: -0.694 KURTOSIS: 1.084

## GRAPHIC METHOD

MEAN (PHI): 2.84 SORTING: 0.41  
MEAN (mm): 0.14 MEDIAN (mm): 0.13

NOTE: MEAN WAS CALCULATED USING 5 POINT METHOD

## MOMENT METHOD

MEAN (PHI): 2.85 SORTING: 0.59  
MEAN (mm): 0.14

DATA FILE NAME: VC99-55#1.TAB

GRADATION ANALYSIS REPORT  
TOWN OF PALM BEACH  
TESTED BY: RW ON: 7-19-99

SAMPLE NO.: VC99 55#2  
SAMPLE ELEV. (FT. NGVD): -36.5  
SAMPLE DEPTH (FT.): 4.0  
SAMPLE TYPE: CORE SAMPLE

USCS DESCRIPTION: SP

DRY SAMPLE WEIGHT (GRAMS): 273.52  
SAMPLE WEIGHT AFTER WASH (GRAMS): 265.14

SIEVE SIZE	PHI SIZE	MESH SIZE (mm)	RETAINED (GRAMS)	RETAINED (%)	PASSED (%)
5/8	-4.00	16.000	0.00	0.00	100.00
5/16	-3.00	8.000	2.25	0.82	99.18
5	-2.00	4.000	5.02	1.84	98.16
7	-1.50	2.800	7.42	2.71	97.29
10	-1.00	2.000	10.31	3.77	96.23
14	-0.50	1.400	14.26	5.21	94.79
18	0.00	1.000	18.85	6.89	93.11
25	0.50	0.710	24.22	8.85	91.15
35	1.00	0.500	33.00	12.06	87.94
45	1.50	0.355	45.07	16.48	83.52
60	2.00	0.250	67.95	24.84	75.16
80	2.50	0.180	122.65	44.84	55.16
120	3.00	0.125	227.37	83.13	16.87
170	3.50	0.090	264.01	96.52	3.48
200	3.75	0.075	264.88	96.84	3.16
230	4.00	0.063	269.24	98.44	1.56
PAN			273.51	100.00	0.00

PHI(5): -0.57      PHI(16): 1.45      PHI(25): 2.00  
PHI(50): 2.57      PHI(75): 2.89      PHI(84): 3.03  
PHI(95): 3.44

SIEVE LOSS(g): 0.01      SILT/CLAY: 3.16%  
SKEWNESS: -1.428      KURTOSIS: 1.850

GRAPHIC METHOD

MEAN (PHI): 1.98      SORTING: 0.79  
MEAN (mm): 0.25      MEDIAN (mm): 0.17

NOTE: MEAN WAS CALCULATED USING 5 POINT METHOD

MOMENT METHOD

MEAN (PHI): 2.18      SORTING: 1.23  
MEAN (mm): 0.22

DATA FILE NAME: VC99-55#2.TAB

## GRADATION ANALYSIS REPORT

TOWN OF PALM BEACH

TESTED BY: RW ON: 7-19-99

SAMPLE NO.: VC99 55#3

SAMPLE ELEV. (FT. NGVD): -37.2

SAMPLE DEPTH (FT.): 4.7

SAMPLE TYPE: CORE SAMPLE

USCS DESCRIPTION: SP

DRY SAMPLE WEIGHT (GRAMS): 175.29

SAMPLE WEIGHT AFTER WASH (GRAMS): 172.77

SIEVE SIZE	PHI SIZE	MESH SIZE (mm)	RETAINED (GRAMS)	RETAINED (%)	PASSED (%)
5/8	-4.00	16.000	0.00	0.00	100.00
5/16	-3.00	8.000	4.54	2.59	97.41
5	-2.00	4.000	12.82	7.31	92.69
7	-1.50	2.800	21.48	12.25	87.75
10	-1.00	2.000	31.70	18.08	81.92
14	-0.50	1.400	45.77	26.11	73.89
18	0.00	1.000	56.84	32.43	67.57
25	0.50	0.710	70.12	40.00	60.00
35	1.00	0.500	80.86	46.13	53.87
45	1.50	0.355	89.31	50.95	49.05
60	2.00	0.250	97.68	55.72	44.28
80	2.50	0.180	111.42	63.56	36.44
120	3.00	0.125	147.46	84.12	15.88
170	3.50	0.090	171.88	98.05	1.95
200	3.75	0.075	172.56	98.44	1.56
230	4.00	0.063	173.99	99.26	0.74
PAN			175.29	100.00	0.00

PHI (5): -2.49

PHI (16): -1.18

PHI (25): -0.57

PHI (50): 1.40

PHI (75): 2.78

PHI (84): 3.00

PHI (95): 3.39

SIEVE LOSS(g): 0.00

SILT/CLAY: 1.56%

SKEWNESS: -0.456

KURTOSIS: 0.720

## GRAPHIC METHOD

MEAN (PHI): 0.82

SORTING: 2.09

MEAN (mm): 0.56

MEDIAN (mm): 0.38

NOTE: MEAN WAS CALCULATED USING 5 POINT METHOD

## MOMENT METHOD

MEAN (PHI): 1.01

SORTING: 1.94

MEAN (mm): 0.50

DATA FILE NAME: VC99-55#3.TAB

## GRADATION ANALYSIS REPORT

TOWN OF PALM BEACH

TESTED BY: RW

ON: 7-19-99

SAMPLE NO.: VC99 55#4

SAMPLE ELEV. (FT. NGVD): -41.5

SAMPLE DEPTH (FT.): 9.0

SAMPLE TYPE: CORE SAMPLE

USCS DESCRIPTION: SP

DRY SAMPLE WEIGHT (GRAMS): 190.00

SAMPLE WEIGHT AFTER WASH (GRAMS): 187.21

SIEVE SIZE	PHI SIZE	MESH SIZE (mm)	RETAINED (GRAMS)	RETAINED (%)	PASSED (%)
5/8	-4.00	16.000	0.00	0.00	100.00
5/16	-3.00	8.000	0.00	0.00	100.00
5	-2.00	4.000	0.28	0.15	99.85
7	-1.50	2.800	0.59	0.31	99.69
10	-1.00	2.000	0.91	0.48	99.52
14	-0.50	1.400	1.51	0.79	99.21
18	0.00	1.000	2.37	1.25	98.75
25	0.50	0.710	3.40	1.79	98.21
35	1.00	0.500	5.17	2.72	97.28
45	1.50	0.355	8.29	4.36	95.64
60	2.00	0.250	15.90	8.37	91.63
80	2.50	0.180	44.32	23.33	76.67
120	3.00	0.125	143.77	75.67	24.33
170	3.50	0.090	186.00	97.89	2.11
200	3.75	0.075	187.00	98.42	1.58
230	4.00	0.063	188.55	99.24	0.76
PAN			190.00	100.00	0.00

PHI(5): 1.58

PHI(16): 2.26

PHI(25): 2.52

PHI(50): 2.75

PHI(75): 2.99

PHI(84): 3.19

PHI(95): 3.43

SIEVE LOSS(g): 0.00

SILT/CLAY: 1.58%

SKEWNESS: -0.531

KURTOSIS: 1.592

## GRAPHIC METHOD

MEAN (PHI): 2.64

SORTING: 0.47

MEAN (mm): 0.16

MEDIAN (mm): 0.15

NOTE: MEAN WAS CALCULATED USING 5 POINT METHOD

## MOMENT METHOD

MEAN (PHI): 2.66

SORTING: 0.66

MEAN (mm): 0.16

DATA FILE NAME: VC99-55#4.TAB

## GRADATION ANALYSIS REPORT

TOWN OF PALM BEACH

TESTED BY: RW

ON: 7-19-99

SAMPLE NO.: VC99 55#5

SAMPLE ELEV. (FT. NGVD): -46.5

SAMPLE DEPTH (FT.): 14.0

SAMPLE TYPE: CORE SAMPLE

USCS DESCRIPTION: SP

DRY SAMPLE WEIGHT (GRAMS): 189.09

SAMPLE WEIGHT AFTER WASH (GRAMS): 185.37

SIEVE SIZE	PHI SIZE	MESH SIZE (mm)	RETAINED (GRAMS)	RETAINED (%)	PASSED (%)
5/8	-4.00	16.000	0.00	0.00	100.00
5/16	-3.00	8.000	0.00	0.00	100.00
5	-2.00	4.000	0.14	0.07	99.93
7	-1.50	2.800	0.44	0.23	99.77
10	-1.00	2.000	0.62	0.33	99.67
14	-0.50	1.400	0.96	0.51	99.49
18	0.00	1.000	1.43	0.76	99.24
25	0.50	0.710	2.11	1.12	98.88
35	1.00	0.500	3.50	1.85	98.15
45	1.50	0.355	5.88	3.11	96.89
60	2.00	0.250	13.24	7.00	93.00
80	2.50	0.180	33.42	17.67	82.33
120	3.00	0.125	117.37	62.07	37.93
170	3.50	0.090	167.20	88.42	11.58
200	3.75	0.075	184.64	97.65	2.35
230	4.00	0.063	187.03	98.91	1.09
PAN			189.07	99.99	0.01

PHI (5): 1.74

PHI (16): 2.42

PHI (25): 2.58

PHI (50): 2.86

PHI (75): 3.25

PHI (84): 3.42

PHI (95): 3.68

SIEVE LOSS (g): 0.02

SILT/CLAY: 2.35%

SKEWNESS: -0.309

KURTOSIS: 1.197

## GRAPHIC METHOD

MEAN (PHI): 2.82

SORTING: 0.50

MEAN (mm): 0.14

MEDIAN (mm): 0.14

NOTE: MEAN WAS CALCULATED USING 5 POINT METHOD

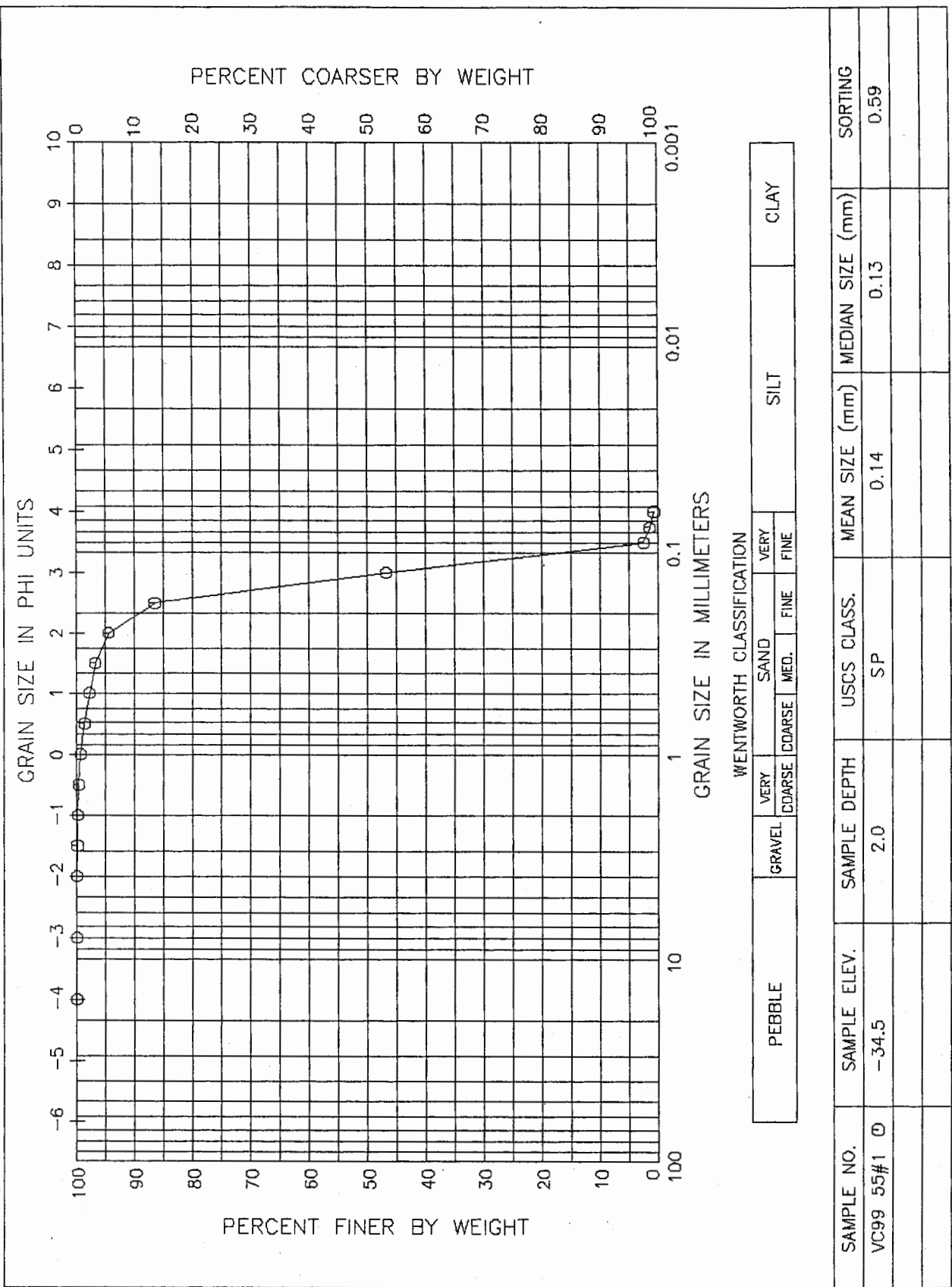
## MOMENT METHOD

MEAN (PHI): 2.81

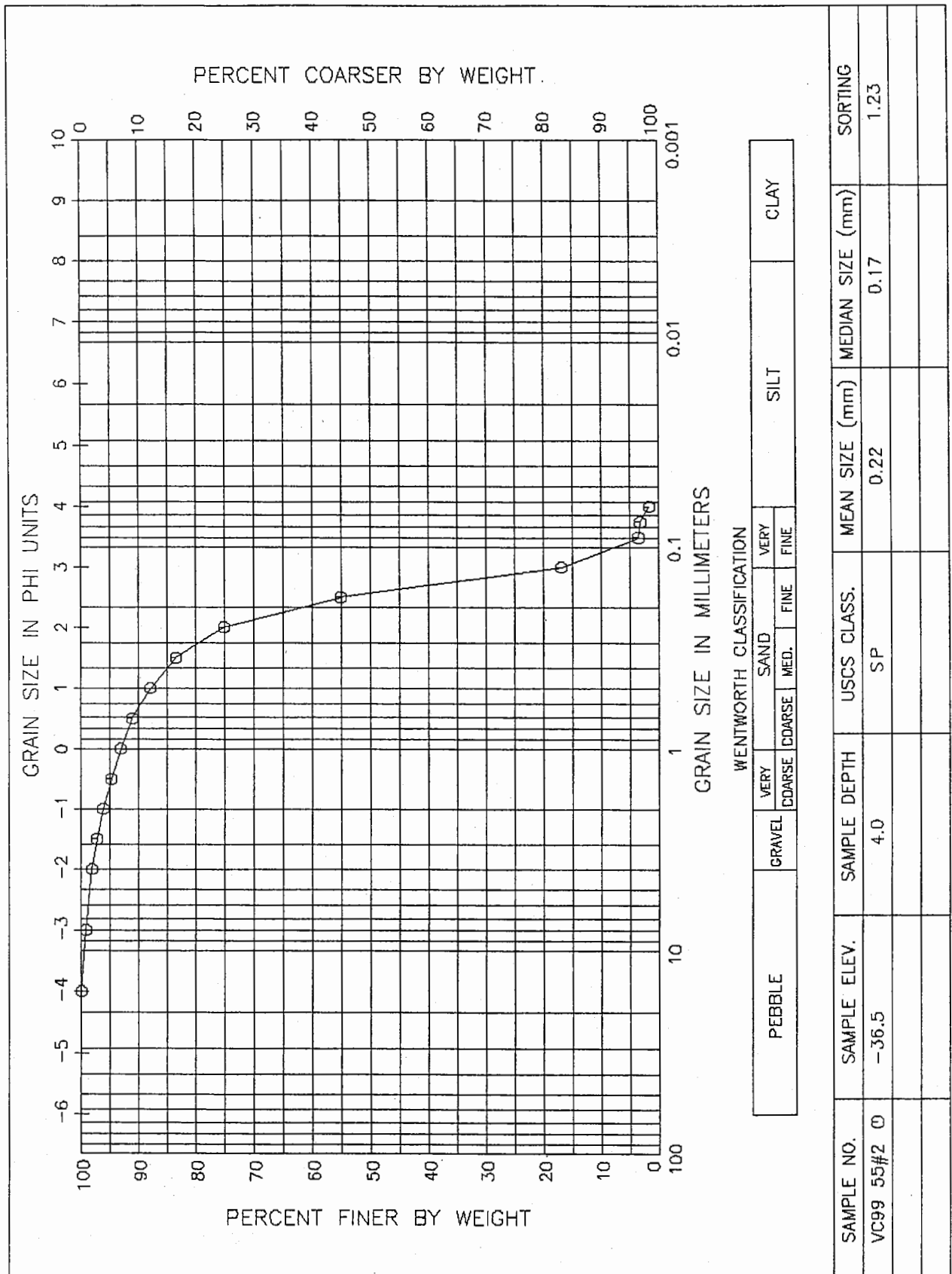
SORTING: 0.64

MEAN (mm): 0.14

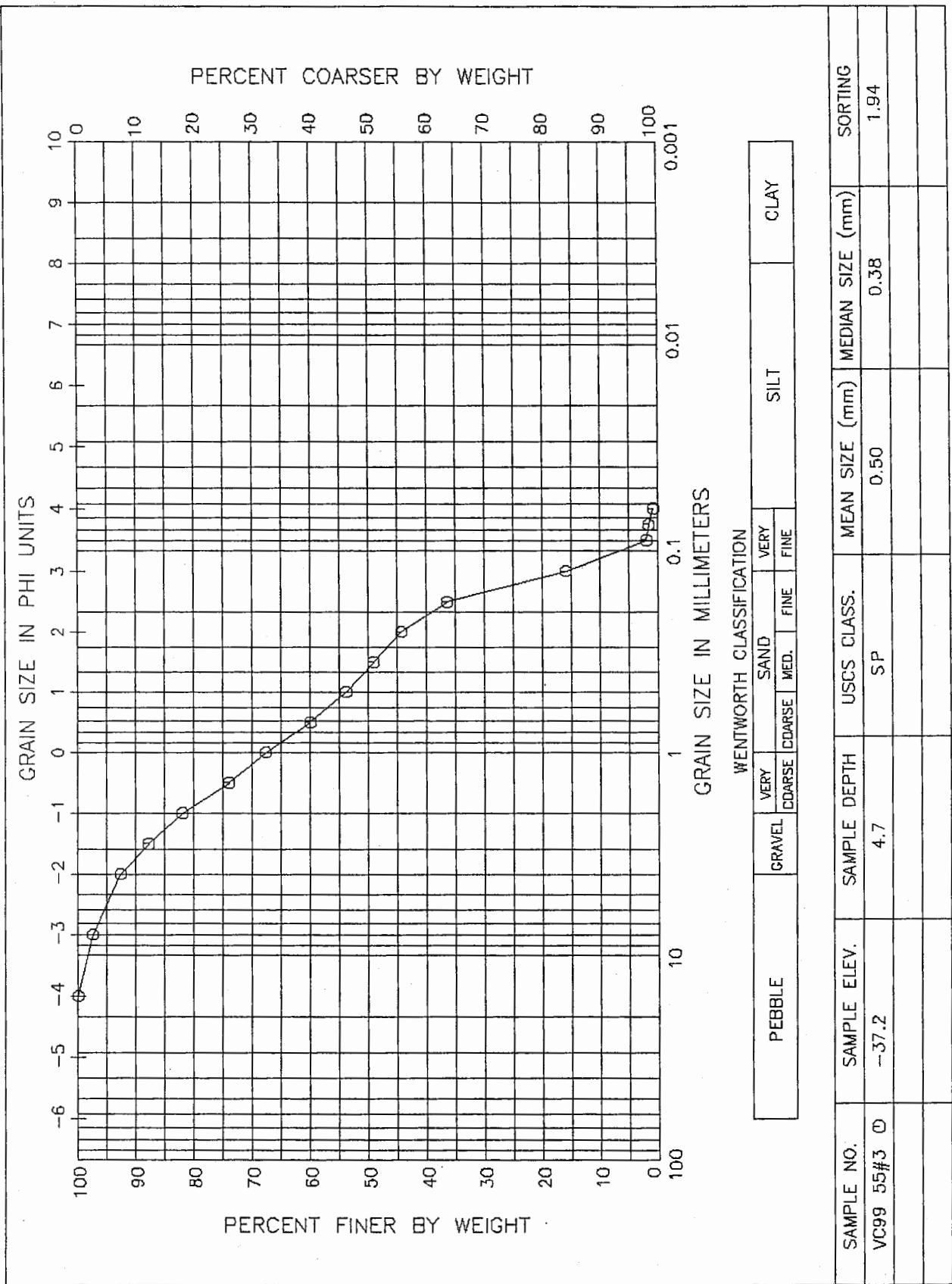
DATA FILE NAME: VC99-55#5.TAB



GRAIN SIZE DISTRIBUTION CURVE  
TOWN OF PALM BEACH

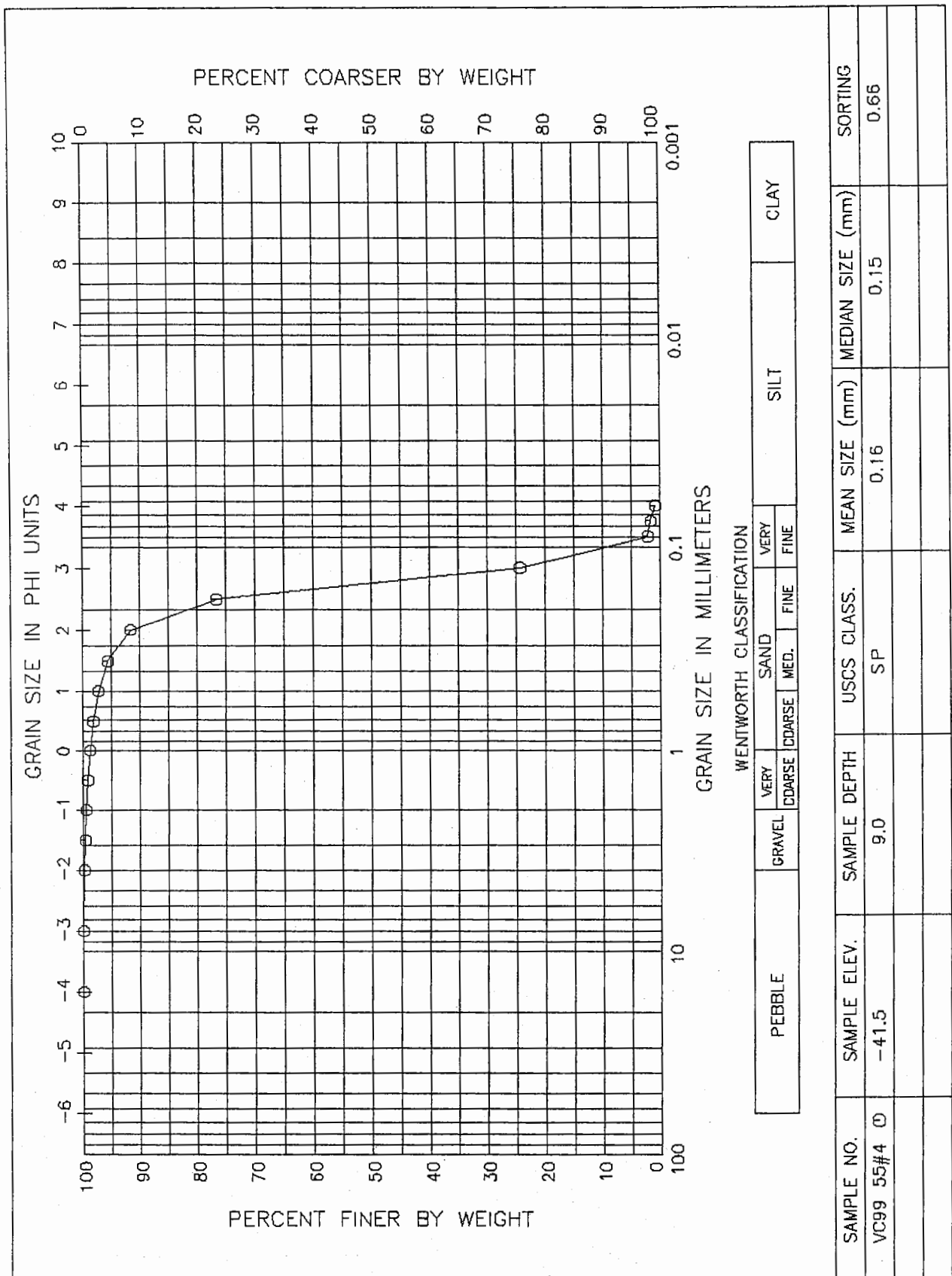


GRAIN SIZE DISTRIBUTION CURVE  
TOWN OF PALM BEACH



GRAIN SIZE DISTRIBUTION CURVE  
TOWN OF PALM BEACH





GRAIN SIZE DISTRIBUTION CURVE  
TOWN OF PALM BEACH

