

GRADATION ANALYSIS REPORT
TOWN OF PALM BEACH
TESTED BY: RW ON: 4/99

SAMPLE NO.: VC99 1#1
SAMPLE ELEV. (FT. NGVD): -36.0
SAMPLE DEPTH (FT.): 0.9
SAMPLE TYPE: CORE SAMPLE

USCS DESCRIPTION: SP

DRY SAMPLE WEIGHT (GRAMS): 93.87
SAMPLE WEIGHT AFTER WASH (GRAMS): 92.54

SIEVE SIZE	PHI SIZE	MESH SIZE (mm)	RETAINED (GRAMS)	RETAINED (%)	PASSED (%)
5/8	-4.00	16.000	0.00	0.00	100.00
5/16	-3.00	8.000	0.00	0.00	100.00
5	-2.00	4.000	0.10	0.11	99.89
7	-1.50	2.800	0.13	0.14	99.86
10	-1.00	2.000	0.22	0.23	99.77
14	-0.50	1.400	0.49	0.52	99.48
18	0.00	1.000	0.83	0.88	99.12
25	0.50	0.710	1.59	1.69	98.31
35	1.00	0.500	3.99	4.25	95.75
45	1.50	0.355	8.90	9.48	90.52
60	2.00	0.250	17.26	18.39	81.61
80	2.50	0.180	30.04	32.00	68.00
120	3.00	0.125	63.47	67.61	32.39
170	3.50	0.090	90.97	96.91	3.09
200	3.75	0.075	92.41	98.44	1.56
230	4.00	0.063	93.19	99.28	0.72
PAN			93.87	100.00	0.00

PHI(5): 1.07 PHI(16): 1.87 PHI(25): 2.24
PHI(50): 2.75 PHI(75): 3.13 PHI(84): 3.28
PHI(95): 3.47

SIEVE LOSS(g): 0.00 SILT/CLAY: 1.56%
SKEWNESS: -0.684 KURTOSIS: 1.112

GRAPHIC METHOD

MEAN (PHI): 2.49 SORTING: 0.71
MEAN (mm): 0.18 MEDIAN (mm): 0.15
NOTE: MEAN WAS CALCULATED USING 5 POINT METHOD

MOMENT METHOD

MEAN (PHI): 2.58 SORTING: 0.76
MEAN (mm): 0.17

DATA FILE NAME: VC99-1#1.TAB

GRADATION ANALYSIS REPORT
TOWN OF PALM BEACH
TESTED BY: RW ON: 4/99

SAMPLE NO.: VC99 1#2
SAMPLE ELEV. (FT. NGVD): -36.5
SAMPLE DEPTH (FT.): 1.4
SAMPLE TYPE: CORE SAMPLE

USCS DESCRIPTION: SP

DRY SAMPLE WEIGHT (GRAMS): 103.49
SAMPLE WEIGHT AFTER WASH (GRAMS): 102.40

SIEVE SIZE	PHI SIZE	MESH SIZE (mm)	RETAINED (GRAMS)	RETAINED (%)	PASSED (%)
5/8	-4.00	16.000	0.00	0.00	100.00
5/16	-3.00	8.000	0.41	0.40	99.60
5	-2.00	4.000	1.54	1.49	98.51
7	-1.50	2.800	2.62	2.53	97.47
10	-1.00	2.000	4.28	4.14	95.86
14	-0.50	1.400	7.41	7.16	92.84
18	0.00	1.000	12.44	12.02	87.98
25	0.50	0.710	21.30	20.58	79.42
35	1.00	0.500	40.79	39.41	60.59
45	1.50	0.355	58.30	56.33	43.67
60	2.00	0.250	74.91	72.38	27.62
80	2.50	0.180	83.29	80.48	19.52
120	3.00	0.125	92.91	89.78	10.22
170	3.50	0.090	101.89	98.45	1.55
200	3.75	0.075	102.26	98.81	1.19
230	4.00	0.063	102.89	99.43	0.57
PAN			103.48	99.99	0.01

PHI(5): -0.86 PHI(16): 0.23 PHI(25): 0.62
PHI(50): 1.31 PHI(75): 2.16 PHI(84): 2.69
PHI(95): 3.30

SIEVE LOSS(g): 0.01 SILT/CLAY: 1.19%
SKEWNESS: -0.074 KURTOSIS: 1.104

GRAPHIC METHOD

MEAN (PHI): 1.34 SORTING: 1.23
MEAN (mm): 0.40 MEDIAN (mm): 0.40
NOTE: MEAN WAS CALCULATED USING 5 POINT METHOD

MOMENT METHOD

MEAN (PHI): 1.30 SORTING: 1.24
MEAN (mm): 0.40

DATA FILE NAME: VC99-1#2.TAB

GRADATION ANALYSIS REPORT

TOWN OF PALM BEACH

TESTED BY: RW ON: 4/99

SAMPLE NO.: VC99 1#3
SAMPLE ELEV. (FT. NGVD): -40.6
SAMPLE DEPTH (FT.): 5.5
SAMPLE TYPE: CORE SAMPLE

USCS DESCRIPTION: SP

DRY SAMPLE WEIGHT (GRAMS): 82.89
SAMPLE WEIGHT AFTER WASH (GRAMS): 81.63

SIEVE SIZE	PHI SIZE	MESH SIZE (mm)	RETAINED (GRAMS)	RETAINED (%)	PASSED (%)
5/8	-4.00	16.000	0.00	0.00	100.00
5/16	-3.00	8.000	0.00	0.00	100.00
5	-2.00	4.000	0.09	0.11	99.89
7	-1.50	2.800	0.13	0.16	99.84
10	-1.00	2.000	0.34	0.41	99.59
14	-0.50	1.400	0.59	0.71	99.29
18	0.00	1.000	0.89	1.07	98.93
25	0.50	0.710	1.39	1.68	98.32
35	1.00	0.500	2.71	3.27	96.73
45	1.50	0.355	5.33	6.43	93.57
60	2.00	0.250	10.70	12.91	87.09
80	2.50	0.180	25.07	30.24	69.76
120	3.00	0.125	60.11	72.52	27.48
170	3.50	0.090	80.77	97.44	2.56
200	3.75	0.075	81.56	98.40	1.60
230	4.00	0.063	82.20	99.17	0.83
PAN			82.89	100.00	0.00

PHI(5): 1.27 PHI(16): 2.09 PHI(25): 2.35
PHI(50): 2.73 PHI(75): 3.05 PHI(84): 3.23
PHI(95): 3.45

SIEVE LOSS(g): 0.00 SILT/CLAY: 1.60%
SKEWNESS: -0.651 KURTOSIS: 1.273

GRAPHIC METHOD

MEAN (PHI): 2.56 SORTING: 0.57
MEAN (mm): 0.17 MEDIAN (mm): 0.15

NOTE: MEAN WAS CALCULATED USING 5 POINT METHOD

MOMENT METHOD

MEAN (PHI): 2.61 SORTING: 0.70
MEAN (mm): 0.16

DATA FILE NAME: VC99-1#3.TAB

GRADATION ANALYSIS REPORT
TOWN OF PALM BEACH
TESTED BY: ID ON: 10/99

SAMPLE NO.: VC-99#1-4
SAMPLE ELEV. (FT. NGVD): 0.0
SAMPLE DEPTH (FT.): 6.3
SAMPLE TYPE: CORE SAMPLE

USCS DESCRIPTION: SP

DRY SAMPLE WEIGHT (GRAMS): 102.83
SAMPLE WEIGHT AFTER WASH (GRAMS): 99.21

SIEVE SIZE	PHI SIZE	MESH SIZE (mm)	RETAINED (GRAMS)	RETAINED (%)	PASSED (%)
5/8	-4.00	16.000	0.00	0.00	100.00
5/16	-3.00	8.000	0.00	0.00	100.00
5	-2.00	4.000	0.75	0.73	99.27
7	-1.50	2.800	1.24	1.21	98.79
10	-1.00	2.000	2.46	2.39	97.61
14	-0.50	1.400	4.71	4.58	95.42
18	0.00	1.000	7.93	7.71	92.29
25	0.50	0.710	14.39	13.99	86.01
35	1.00	0.500	24.36	23.69	76.31
45	1.50	0.355	33.03	32.12	67.88
60	2.00	0.250	43.09	41.90	58.10
80	2.50	0.180	53.25	51.78	48.22
120	3.00	0.125	75.55	73.47	26.53
170	3.50	0.090	98.33	95.62	4.38
200	3.75	0.075	98.95	96.23	3.77
230	4.00	0.063	100.94	98.16	1.84
PAN			102.83	100.00	0.00

PHI (5): -0.43	PHI (16): 0.60	PHI (25): 1.08
PHI (50): 2.41	PHI (75): 3.03	PHI (84): 3.24
PHI (95): 3.49		

SIEVE LOSS (g): 0.00	SILT/CLAY: 3.77%
SKEWNESS: -0.671	KURTOSIS: 0.821

GRAPHIC METHOD

MEAN (PHI): 1.86	SORTING: 1.32
MEAN (mm): 0.28	MEDIAN (mm): 0.19
NOTE: MEAN WAS CALCULATED USING 5 POINT METHOD	

MOMENT METHOD

MEAN (PHI): 1.97	SORTING: 1.28
MEAN (mm): 0.26	

DATA FILE NAME: VC-99#1-4.TAB

GRADATION ANALYSIS REPORT
TOWN OF PALM BEACH
TESTED BY: RW ON: 5/99

SAMPLE NO.: VC99 1#5
SAMPLE ELEV. (FT. NGVD): -45.6
SAMPLE DEPTH (FT.): 10.5
SAMPLE TYPE: CORE SAMPLE

USCS DESCRIPTION: SP

DRY SAMPLE WEIGHT (GRAMS): 98.71
SAMPLE WEIGHT AFTER WASH (GRAMS): 97.37

SIEVE SIZE	PHI SIZE	MESH SIZE (mm)	RETAINED (GRAMS)	RETAINED (%)	PASSED (%)
5/8	-4.00	16.000	0.00	0.00	100.00
5/16	-3.00	8.000	0.00	0.00	100.00
5	-2.00	4.000	0.13	0.13	99.87
7	-1.50	2.800	0.72	0.73	99.27
10	-1.00	2.000	2.43	2.46	97.54
14	-0.50	1.400	6.25	6.33	93.67
18	0.00	1.000	13.58	13.76	86.24
25	0.50	0.710	26.48	26.83	73.17
35	1.00	0.500	50.54	51.20	48.80
45	1.50	0.355	66.83	67.70	32.30
60	2.00	0.250	78.41	79.43	20.57
80	2.50	0.180	84.69	85.80	14.20
120	3.00	0.125	93.02	94.24	5.76
170	3.50	0.090	97.02	98.29	1.71
200	3.75	0.075	97.22	98.49	1.51
230	4.00	0.063	98.01	99.29	0.71
PAN			98.68	99.97	0.03

PHI(5): -0.67 PHI(16): 0.09 PHI(25): 0.43
PHI(50): 0.98 PHI(75): 1.81 PHI(84): 2.36
PHI(95): 3.09

SIEVE LOSS(g): 0.03 SILT/CLAY: 1.51%
SKEWNESS: 0.207 KURTOSIS: 1.118

GRAPHIC METHOD

MEAN (PHI): 1.17 SORTING: 1.14
MEAN (mm): 0.44 MEDIAN (mm): 0.51
NOTE: MEAN WAS CALCULATED USING 5 POINT METHOD

MOMENT METHOD

MEAN (PHI): 1.10 SORTING: 1.09
MEAN (mm): 0.47

DATA FILE NAME: VC99-1#5.TAB

GRADATION ANALYSIS REPORT

TOWN OF PALM BEACH

TESTED BY: RW ON: 5/99

SAMPLE NO.: VC99 1#6

SAMPLE ELEV. (FT. NGVD): -47.4

SAMPLE DEPTH (FT.): 12.3

SAMPLE TYPE: CORE SAMPLE

USCS DESCRIPTION: SP

DRY SAMPLE WEIGHT (GRAMS): 88.20

SAMPLE WEIGHT AFTER WASH (GRAMS): 86.30

SIEVE SIZE	PHI SIZE	MESH SIZE (mm)	RETAINED (GRAMS)	RETAINED (%)	PASSED (%)
5/8	-4.00	16.000	0.00	0.00	100.00
5/16	-3.00	8.000	0.00	0.00	100.00
5	-2.00	4.000	0.00	0.00	100.00
7	-1.50	2.800	0.11	0.12	99.88
10	-1.00	2.000	0.33	0.37	99.63
14	-0.50	1.400	0.71	0.80	99.20
18	0.00	1.000	1.33	1.51	98.49
25	0.50	0.710	2.48	2.81	97.19
35	1.00	0.500	4.41	5.00	95.00
45	1.50	0.355	7.10	8.05	91.95
60	2.00	0.250	11.69	13.25	86.75
80	2.50	0.180	23.40	26.53	73.47
120	3.00	0.125	54.58	61.88	38.12
170	3.50	0.090	84.69	96.02	3.98
200	3.75	0.075	86.21	97.74	2.26
230	4.00	0.063	87.22	98.89	1.11
PAN			88.19	99.99	0.01

PHI (5): 1.00

PHI (16): 2.10

PHI (25): 2.44

PHI (50): 2.83

PHI (75): 3.19

PHI (84): 3.32

PHI (95): 3.49

SIEVE LOSS(g): 0.01

SILT/CLAY: 2.26%

SKEWNESS: -0.966

KURTOSIS: 1.358

GRAPHIC METHOD

MEAN (PHI): 2.55

SORTING: 0.61

MEAN (mm): 0.17

MEDIAN (mm): 0.14

NOTE: MEAN WAS CALCULATED USING 5 POINT METHOD

MOMENT METHOD

MEAN (PHI): 2.66

SORTING: 0.78

MEAN (mm): 0.16

DATA FILE NAME: VC99-1#6.TAB

GRADATION ANALYSIS REPORT
TOWN OF PALM BEACH
TESTED BY: RW ON: 5/99

SAMPLE NO.: VC99 1#7
SAMPLE ELEV. (FT. NGVD): -49.1
SAMPLE DEPTH (FT.): 14.0
SAMPLE TYPE: CORE SAMPLE

USCS DESCRIPTION: SP

DRY SAMPLE WEIGHT (GRAMS): 87.07
SAMPLE WEIGHT AFTER WASH (GRAMS): 85.63

SIEVE SIZE	PHI SIZE	MESH SIZE (mm)	RETAINED (GRAMS)	RETAINED (%)	PASSED (%)
5/8	-4.00	16.000	0.00	0.00	100.00
5/16	-3.00	8.000	7.85	9.02	90.98
5	-2.00	4.000	9.36	10.75	89.25
7	-1.50	2.800	9.89	11.36	88.64
10	-1.00	2.000	10.51	12.07	87.93
14	-0.50	1.400	11.58	13.30	86.70
18	0.00	1.000	12.91	14.83	85.17
25	0.50	0.710	14.80	17.00	83.00
35	1.00	0.500	18.69	21.47	78.53
45	1.50	0.355	24.72	28.39	71.61
60	2.00	0.250	41.94	48.17	51.83
80	2.50	0.180	60.54	69.53	30.47
120	3.00	0.125	74.66	85.75	14.25
170	3.50	0.090	85.21	97.86	2.14
200	3.75	0.075	85.55	98.25	1.75
230	4.00	0.063	86.31	99.13	0.87
PAN			87.04	99.97	0.03

PHI(5): -3.45 PHI(16): 0.27 PHI(25): 1.26
PHI(50): 2.04 PHI(75): 2.67 PHI(84): 2.95
PHI(95): 3.38

SIEVE LOSS(g): 0.03 SILT/CLAY: 1.75%
SKEWNESS: -1.551 KURTOSIS: 1.980

GRAPHIC METHOD

MEAN (PHI): 1.04 SORTING: 1.34
MEAN (mm): 0.49 MEDIAN (mm): 0.24
NOTE: MEAN WAS CALCULATED USING 5 POINT METHOD

MOMENT METHOD

MEAN (PHI): 1.46 SORTING: 1.92
MEAN (mm): 0.36

DATA FILE NAME: VC99-1#7.TAB

GRADATION ANALYSIS REPORT

TOWN OF PALM BEACH

TESTED BY: ID ON: 10/99

SAMPLE NO.: VC-99#1-8
SAMPLE ELEV. (FT. NGVD): 0.0
SAMPLE DEPTH (FT.): 2.3
SAMPLE TYPE: CORE SAMPLE

USCS DESCRIPTION: SP

DRY SAMPLE WEIGHT (GRAMS): 101.47
SAMPLE WEIGHT AFTER WASH (GRAMS): 98.55

SIEVE SIZE	PHI SIZE	MESH SIZE (mm)	RETAINED (GRAMS)	RETAINED (%)	PASSED (%)
5/8	-4.00	16.000	0.00	0.00	100.00
5/16	-3.00	8.000	0.00	0.00	100.00
5	-2.00	4.000	0.00	0.00	100.00
7	-1.50	2.800	0.43	0.42	99.58
10	-1.00	2.000	0.67	0.66	99.34
14	-0.50	1.400	0.95	0.94	99.06
18	0.00	1.000	1.26	1.24	98.76
25	0.50	0.710	1.74	1.71	98.29
35	1.00	0.500	2.85	2.81	97.19
45	1.50	0.355	4.52	4.45	95.55
60	2.00	0.250	8.26	8.14	91.86
80	2.50	0.180	19.02	18.74	81.26
120	3.00	0.125	53.22	52.45	47.55
170	3.50	0.090	95.27	93.89	6.11
200	3.75	0.075	97.26	95.85	4.15
230	4.00	0.063	99.50	98.06	1.94
PAN			101.46	99.99	0.01

PHI(5): 1.57 PHI(16): 2.37 PHI(25): 2.59
PHI(50): 2.96 PHI(75): 3.27 PHI(84): 3.38
PHI(95): 3.64

SIEVE LOSS(g): 0.01 SILT/CLAY: 4.15%
SKEWNESS: -0.705 KURTOSIS: 1.247

GRAPHIC METHOD

MEAN (PHI): 2.79 SORTING: 0.51
MEAN (mm): 0.14 MEDIAN (mm): 0.13
NOTE: MEAN WAS CALCULATED USING 5 POINT METHOD

MOMENT METHOD

MEAN (PHI): 2.80 SORTING: 0.72
MEAN (mm): 0.14

DATA FILE NAME: VC-99#1-8.TAB

GRADATION ANALYSIS REPORT
TOWN OF PALM BEACH
TESTED BY: ID ON: 10/99

SAMPLE NO.: VC-99#1-9
SAMPLE ELEV. (FT. NGVD): 0.0
SAMPLE DEPTH (FT.): 7.5
SAMPLE TYPE: CORE SAMPLE

USCS DESCRIPTION: SP

DRY SAMPLE WEIGHT (GRAMS): 102.96
SAMPLE WEIGHT AFTER WASH (GRAMS): 98.42

SIEVE SIZE	PHI SIZE	MESH SIZE (mm)	RETAINED (GRAMS)	RETAINED (%)	PASSED (%)
5/8	-4.00	16.000	0.00	0.00	100.00
5/16	-3.00	8.000	0.00	0.00	100.00
5	-2.00	4.000	0.22	0.21	99.79
7	-1.50	2.800	0.49	0.48	99.52
10	-1.00	2.000	0.68	0.66	99.34
14	-0.50	1.400	0.89	0.86	99.14
18	0.00	1.000	1.31	1.27	98.73
25	0.50	0.710	2.21	2.15	97.85
35	1.00	0.500	3.94	3.83	96.17
45	1.50	0.355	6.43	6.25	93.75
60	2.00	0.250	12.26	11.91	88.09
80	2.50	0.180	22.80	22.14	77.86
120	3.00	0.125	59.70	57.98	42.02
1 0	3.50	0.090	97.09	94.30	5.70
200	3.75	0.075	98.15	95.33	4.67
230	4.00	0.063	100.66	97.77	2.23
PAN			102.95	99.99	0.01

PHI(5): 1.24 PHI(16): 2.20 PHI(25): 2.54
PHI(50): 2.89 PHI(75): 3.23 PHI(84): 3.36
PHI(95): 3.67

SIEVE LOSS(g): 0.01 SILT/CLAY: 4.67%
SKEWNESS: -0.746 KURTOSIS: 1.433

GRAPHIC METHOD

MEAN (PHI): 2.67 SORTING: 0.58
MEAN (mm): 0.16 MEDIAN (mm): 0.14
NOTE: MEAN WAS CALCULATED USING 5 POINT METHOD

MOMENT METHOD

MEAN (PHI): 2.72 SORTING: 0.78
MEAN (mm): 0.15

DATA FILE NAME: VC-99#1-9.TAB

GRADATION ANALYSIS REPORT
TOWN OF PALM BEACH
TESTED BY: ID ON: 10/99

SAMPLE NO.: VC-99#1-10
SAMPLE ELEV. (FT. NGVD): 0.0
SAMPLE DEPTH (FT.): 9.5
SAMPLE TYPE: CORE SAMPLE

USCS DESCRIPTION: SP

DRY SAMPLE WEIGHT (GRAMS): 102.90
SAMPLE WEIGHT AFTER WASH (GRAMS): 101.16

SIEVE SIZE	PHI SIZE	MESH SIZE (mm)	RETAINED (GRAMS)	RETAINED (%)	PASSED (%)
5/8	-4.00	16.000	0.00	0.00	100.00
5/16	-3.00	8.000	0.00	0.00	100.00
5	-2.00	4.000	0.14	0.14	99.86
7	-1.50	2.800	0.25	0.24	99.76
10	-1.00	2.000	0.45	0.44	99.56
14	-0.50	1.400	0.77	0.75	99.25
18	0.00	1.000	1.31	1.27	98.73
25	0.50	0.710	3.87	3.76	96.24
35	1.00	0.500	10.60	10.30	89.70
45	1.50	0.355	22.15	21.53	78.47
60	2.00	0.250	42.04	40.86	59.14
80	2.50	0.180	59.43	57.76	42.24
120	3.00	0.125	77.61	75.42	24.58
170	3.50	0.090	100.67	97.83	2.17
200	3.75	0.075	101.09	98.24	1.76
230	4.00	0.063	102.02	99.14	0.86
PAN			102.90	100.00	0.00

PHI(5): 0.59	PHI(16): 1.25	PHI(25): 1.59
PHI(50): 2.27	PHI(75): 2.99	PHI(84): 3.19
PHI(95): 3.44		

SIEVE LOSS(g): 0.00	SILT/CLAY: 1.76%
SKEWNESS: -0.263	KURTOSIS: 0.833

GRAPHIC METHOD

MEAN (PHI): 2.15	SORTING: 0.97
MEAN (mm): 0.23	MEDIAN (mm): 0.21
NOTE: MEAN WAS CALCULATED USING 5 POINT METHOD	

MOMENT METHOD

MEAN (PHI): 2.19	SORTING: 0.92
MEAN (mm): 0.22	

DATA FILE NAME: VC-99#1-10.TAB

GRADATION ANALYSIS REPORT

TOWN OF PALM BEACH

TESTED BY: ID ON: 10/99

SAMPLE NO.: VC-99#1-11
SAMPLE ELEV. (FT. NGVD): 0.0
SAMPLE DEPTH (FT.): 11.8
SAMPLE TYPE: CORE SAMPLE

USCS DESCRIPTION: SP

DRY SAMPLE WEIGHT (GRAMS): 102.79
SAMPLE WEIGHT AFTER WASH (GRAMS): 100.38

SIEVE SIZE	PHI SIZE	MESH SIZE (mm)	RETAINED (GRAMS)	RETAINED (%)	PASSED (%)
5/8	-4.00	16.000	0.00	0.00	100.00
5/16	-3.00	8.000	0.00	0.00	100.00
5	-2.00	4.000	1.16	1.13	98.87
7	-1.50	2.800	2.33	2.27	97.73
10	-1.00	2.000	4.17	4.06	95.94
14	-0.50	1.400	7.58	7.37	92.63
18	0.00	1.000	11.07	10.77	89.23
25	0.50	0.710	14.90	14.50	85.50
35	1.00	0.500	19.79	19.25	80.75
45	1.50	0.355	24.17	23.51	76.49
60	2.00	0.250	30.73	29.90	70.10
80	2.50	0.180	43.66	42.47	57.53
120	3.00	0.125	68.15	66.30	33.70
170	3.50	0.090	99.48	96.78	3.22
200	3.75	0.075	100.26	97.54	2.46
230	4.00	0.063	101.58	98.83	1.17
PAN			102.79	100.00	0.00

PHI(5): -0.86 PHI(16): 0.66 PHI(25): 1.62
PHI(50): 2.66 PHI(75): 3.14 PHI(84): 3.29
PHI(95): 3.47

SIEVE LOSS(g): 0.00 SILT/CLAY: 2.46%
SKEWNESS: -1.027 KURTOSIS: 1.162

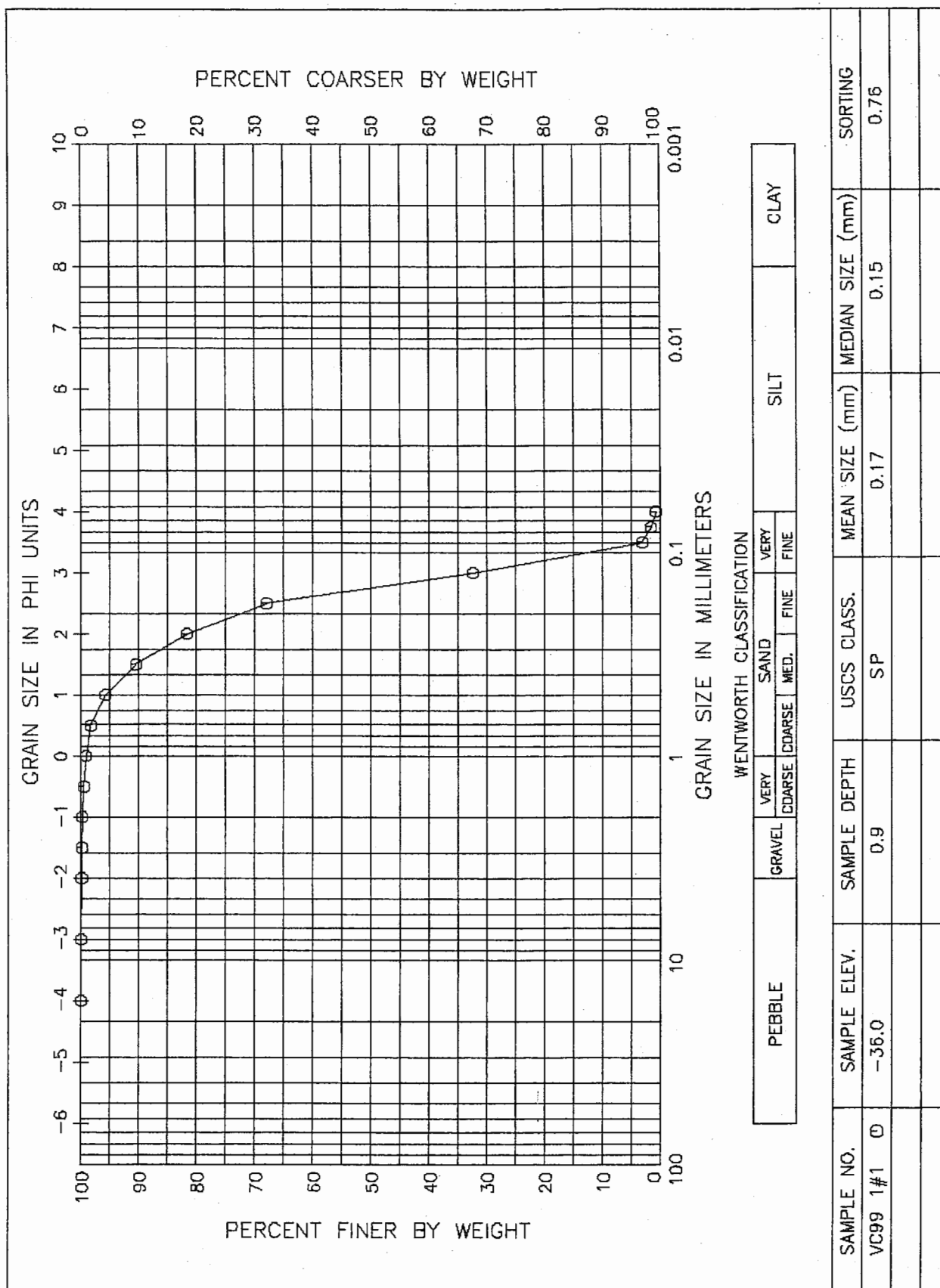
GRAPHIC METHOD

MEAN (PHI): 1.84 SORTING: 1.32
MEAN (mm): 0.28 MEDIAN (mm): 0.16
NOTE: MEAN WAS CALCULATED USING 5 POINT METHOD

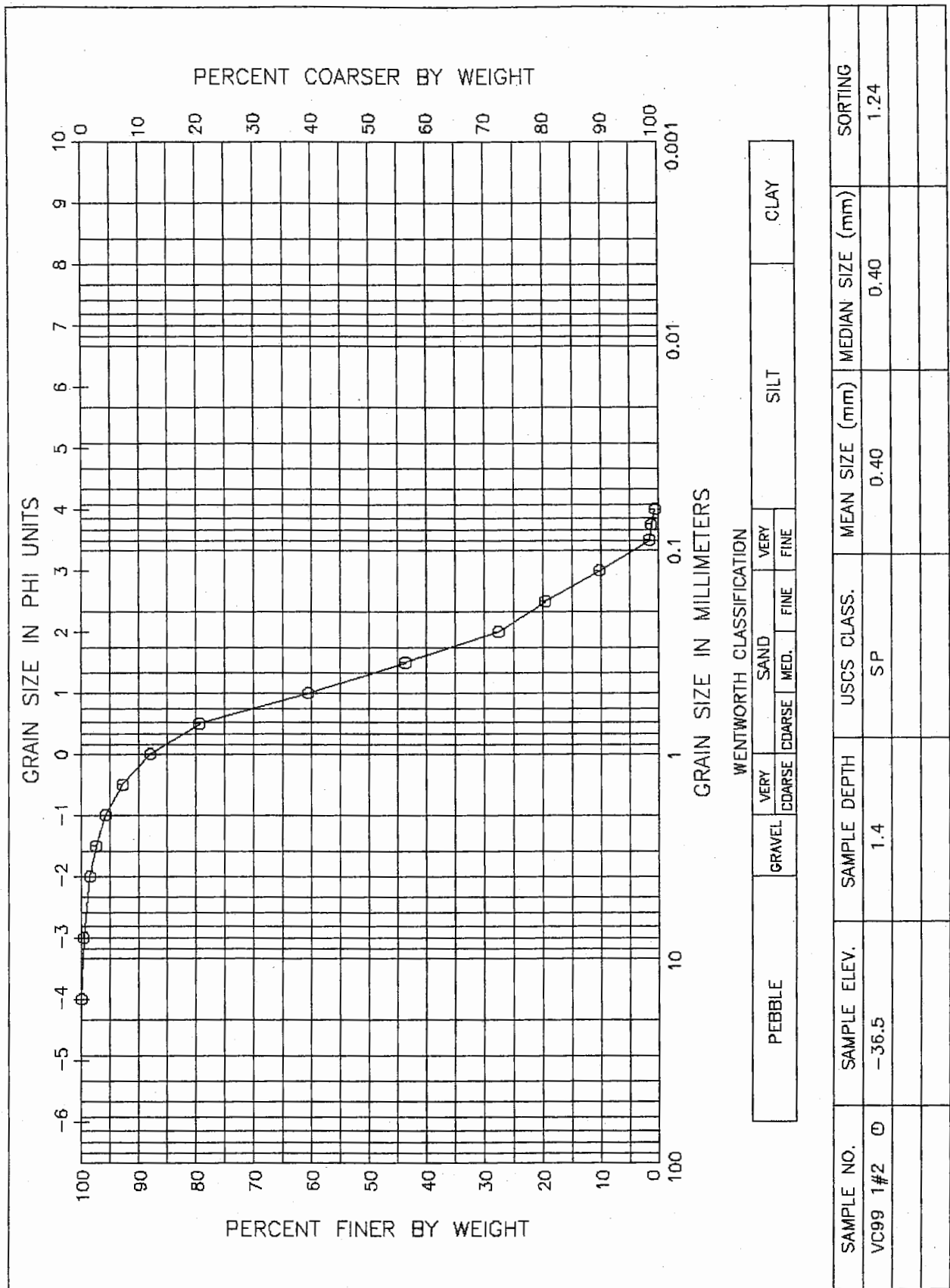
MOMENT METHOD

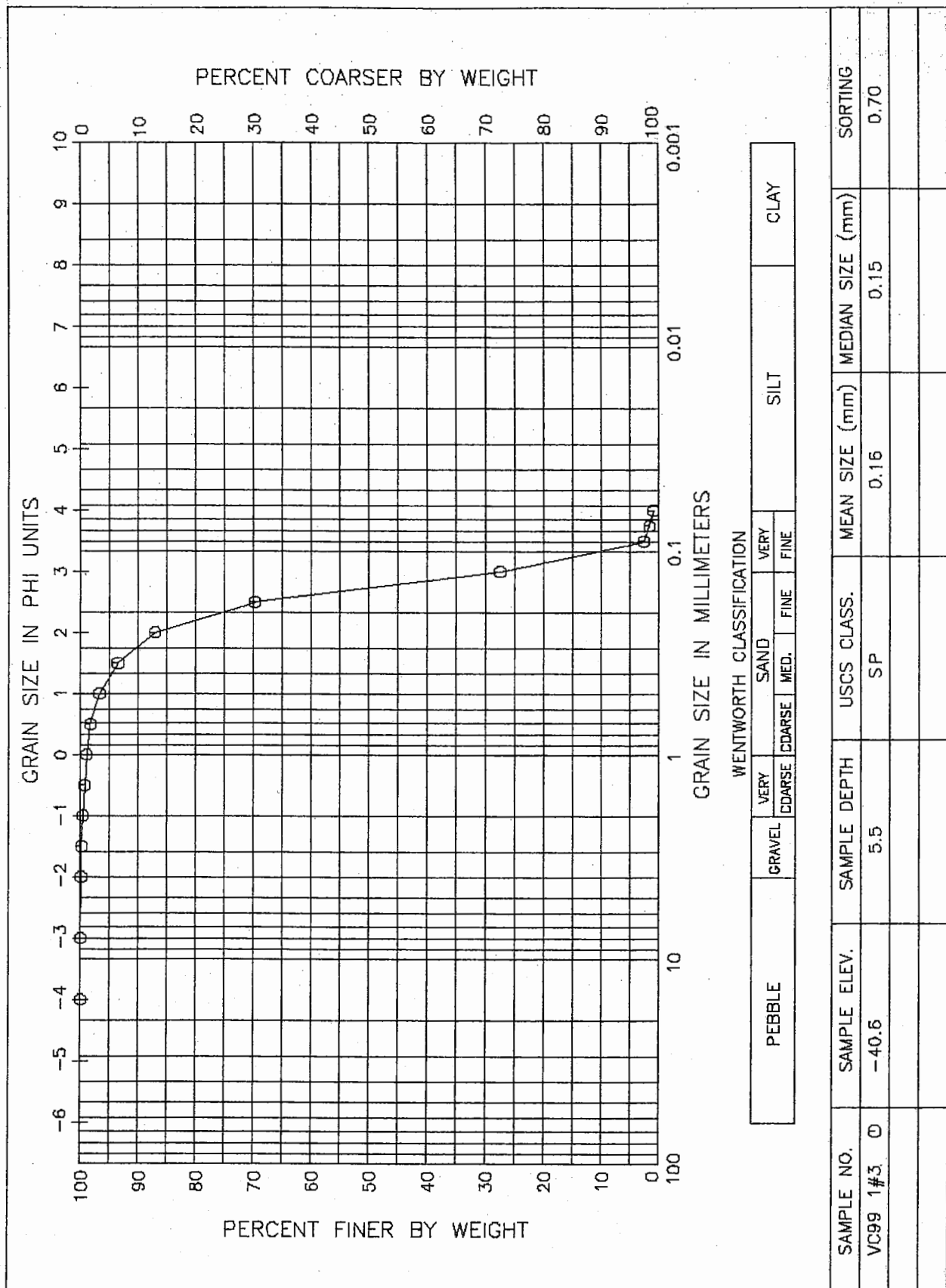
MEAN (PHI): 2.14 SORTING: 1.38
MEAN (mm): 0.23

DATA FILE NAME: VC-99#1-11.TAB

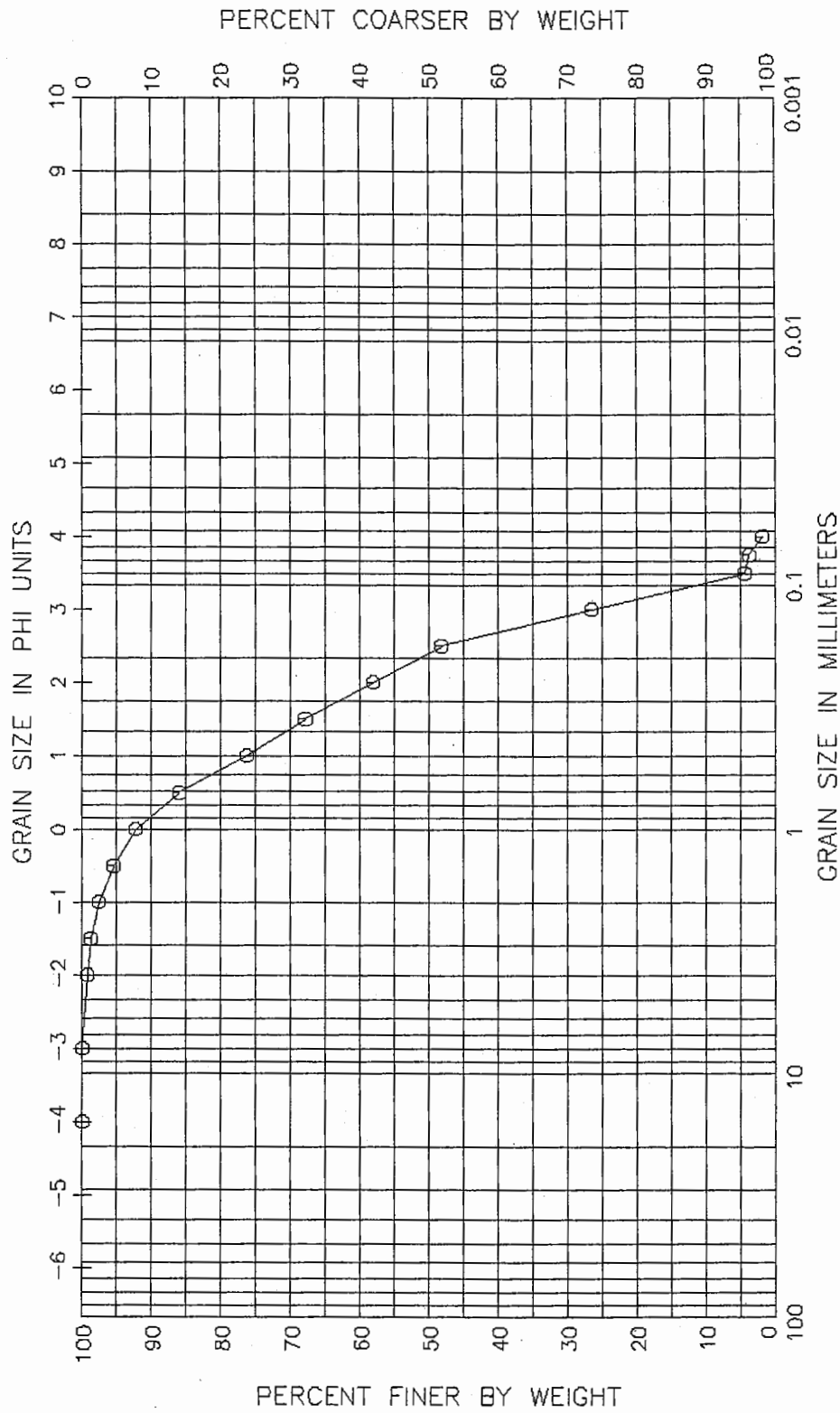


GRAIN SIZE DISTRIBUTION CURVE
TOWN OF PALM BEACH



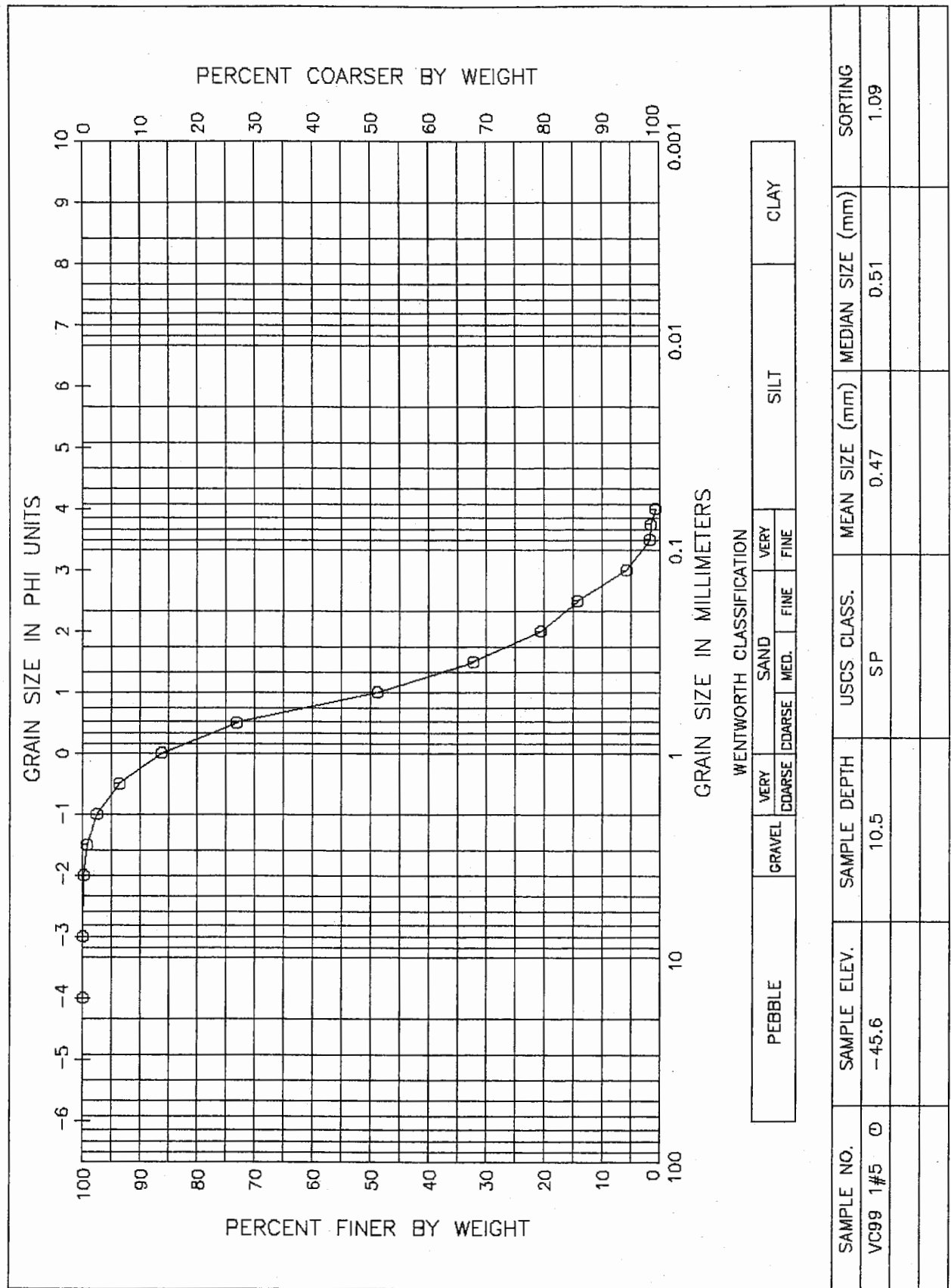


GRAIN SIZE DISTRIBUTION CURVE
TOWN OF PALM BEACH

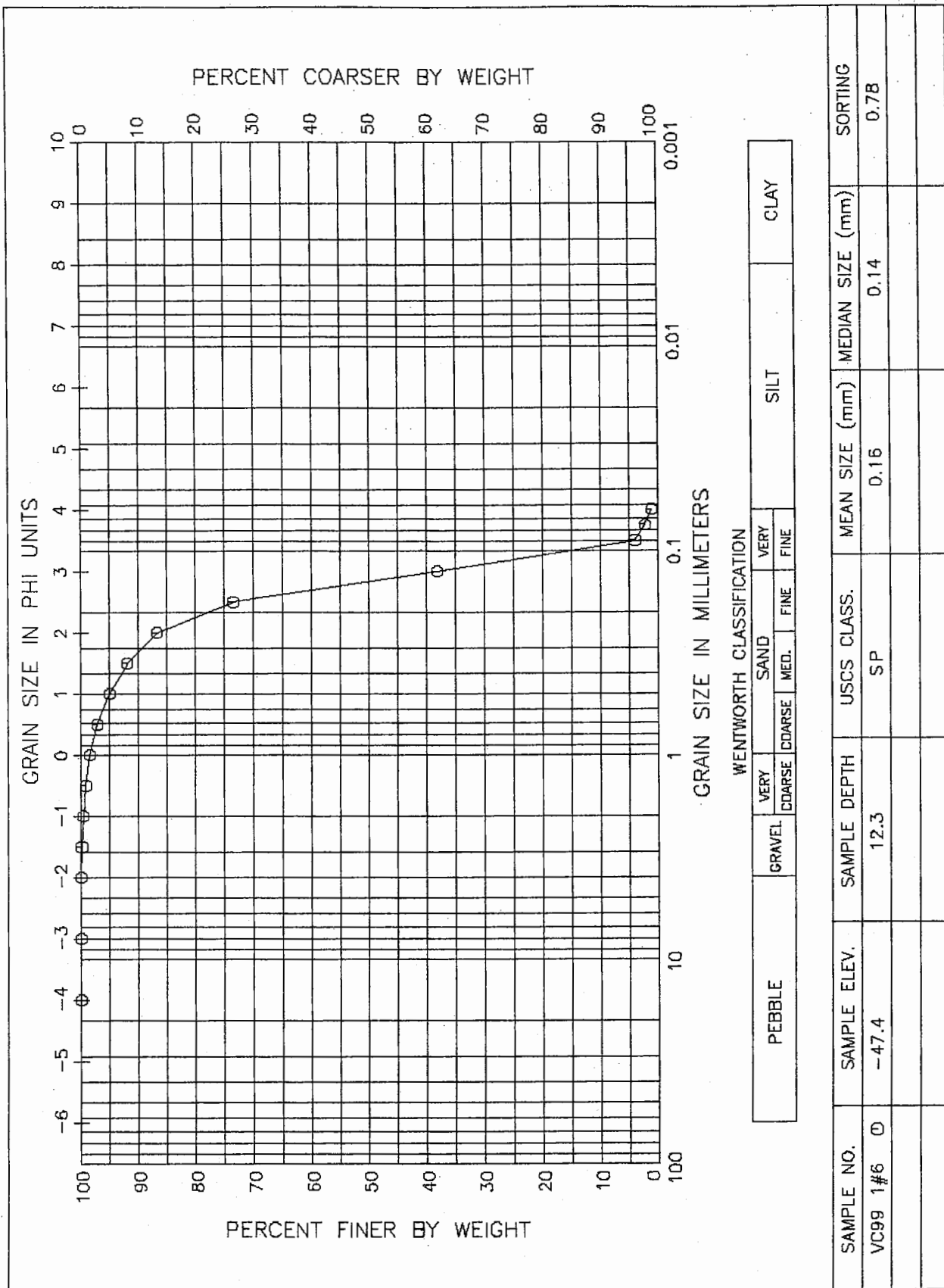


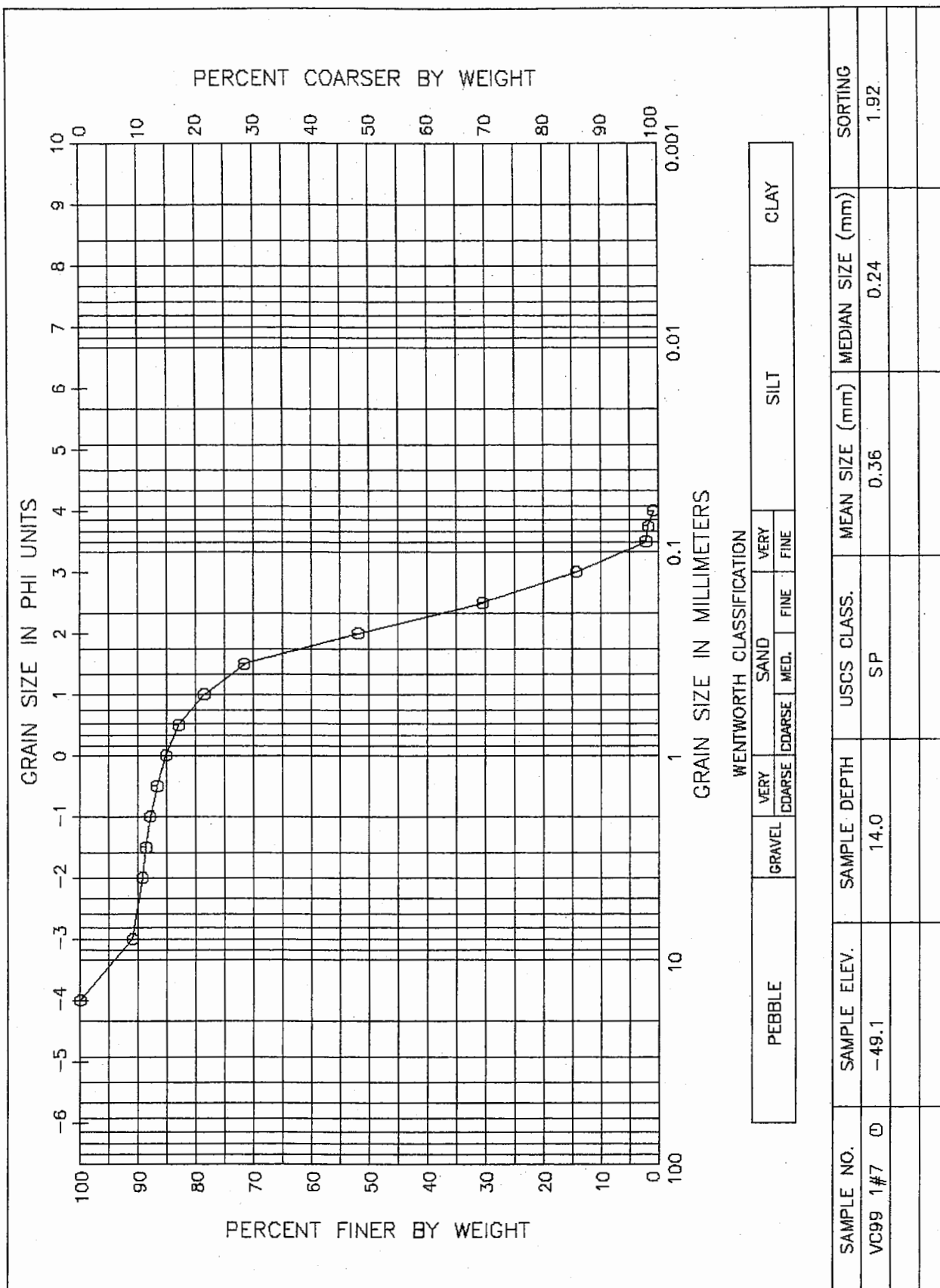
SAMPLE NO.	SAMPLE ELEV.	SAMPLE DEPTH	USCS CLASS.	MEAN SIZE (mm)	MEDIAN SIZE (mm)	SORTING
VC-99#1-4 0	0.0	6.3	SP	0.26	0.19	1.28

GRAIN SIZE DISTRIBUTION CURVE
TOWN OF PALM BEACH

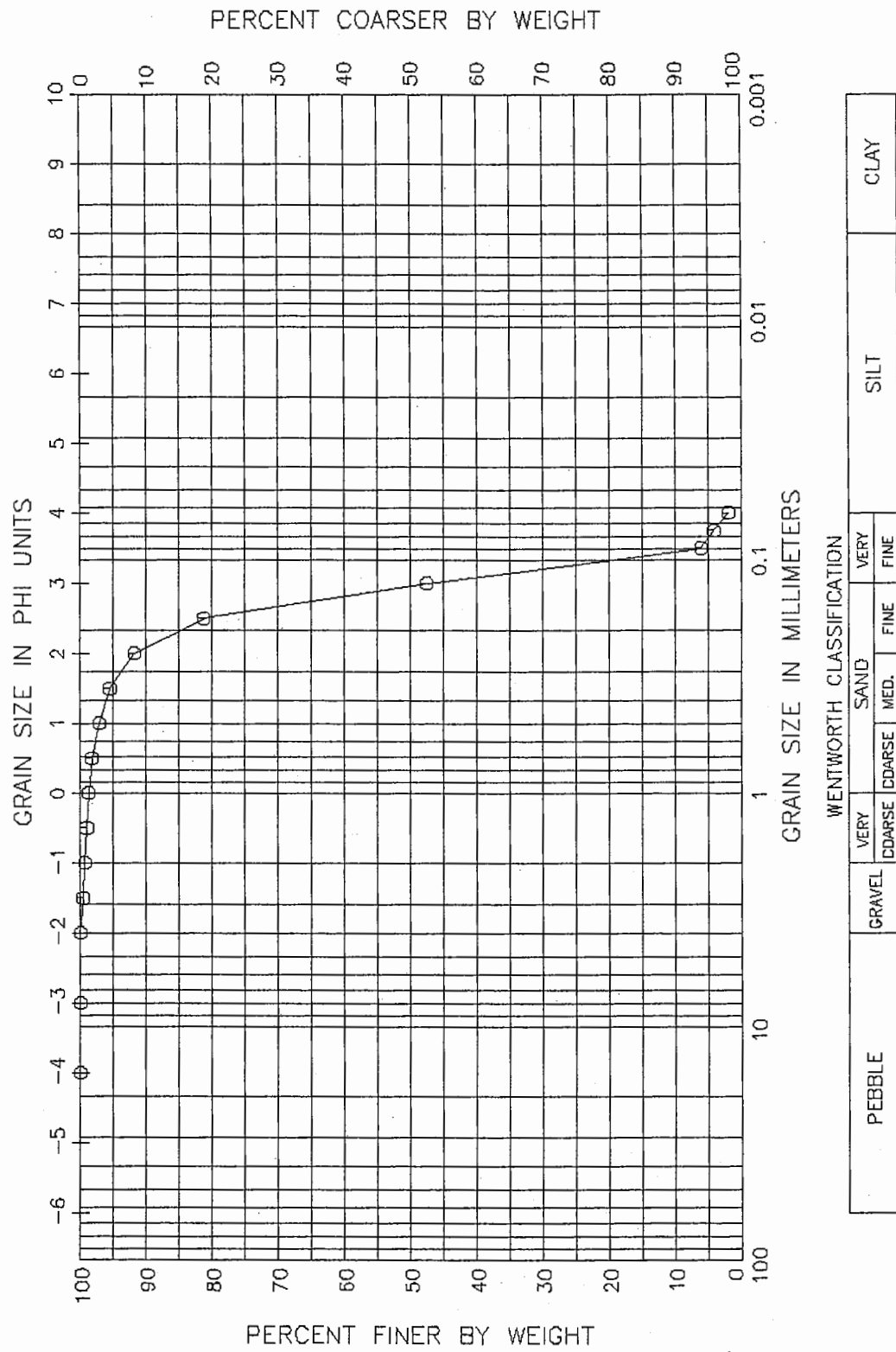


GRAIN SIZE DISTRIBUTION CURVE
TOWN OF PALM BEACH



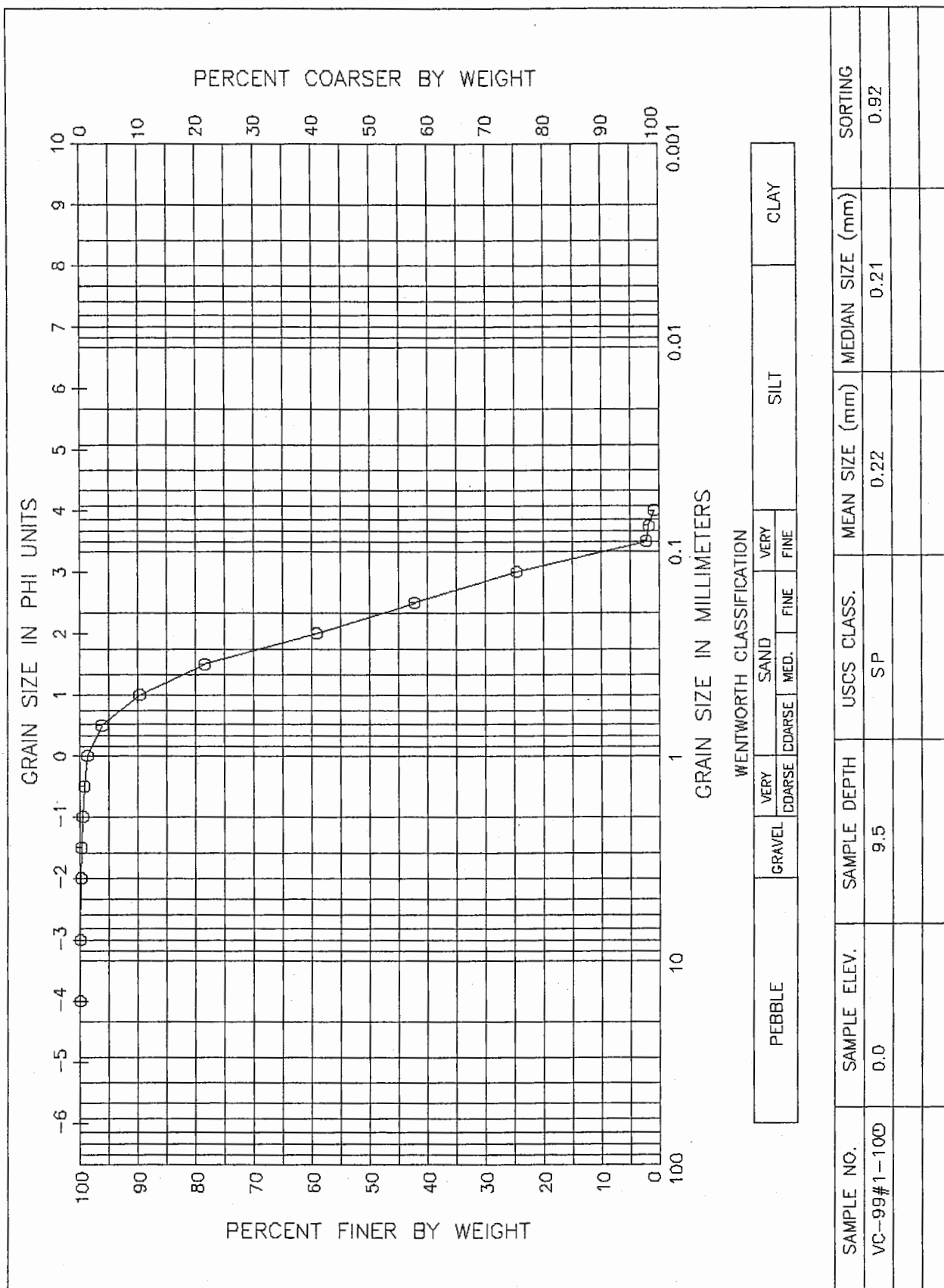


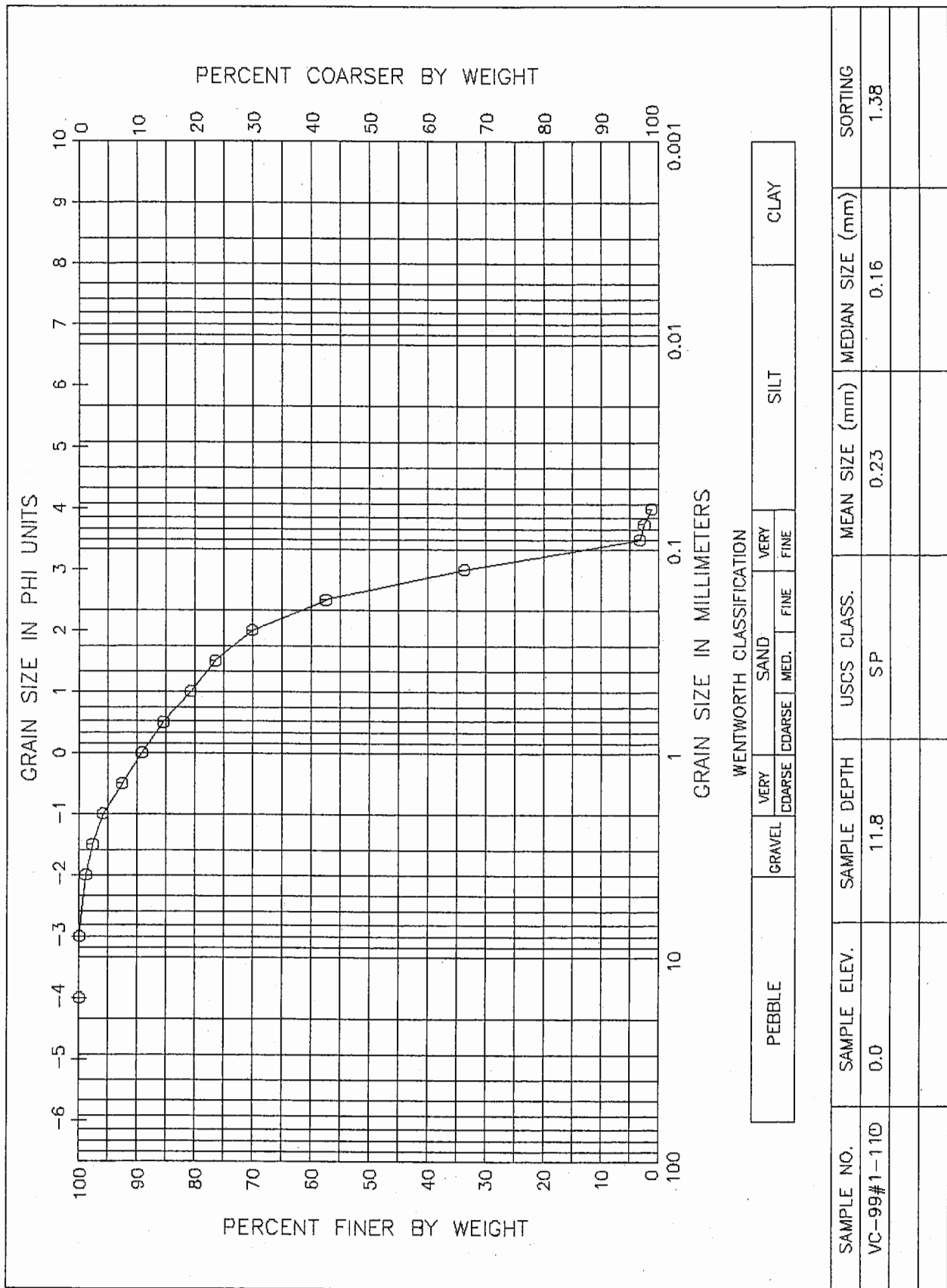
GRAIN SIZE DISTRIBUTION CURVE
TOWN OF PALM BEACH



SAMPLE NO.	SAMPLE ELEV.	SAMPLE DEPTH	USCS CLASS.	MEAN SIZE (mm)	MEDIAN SIZE (mm)	SORTING
VC-99#1-8 0	0.0	2.3	SP	0.14	0.13	0.72

GRAIN SIZE DISTRIBUTION CURVE
TOWN OF PALM BEACH





GRAIN SIZE DISTRIBUTION CURVE
TOWN OF PALM BEACH