

## GRADATION ANALYSIS REPORT

TOWN OF PALM BEACH

TESTED BY: RW ON: 6/29/99

SAMPLE NO.: VC99 78#1

SAMPLE ELEV. (FT. NGVD): -47.9

SAMPLE DEPTH (FT.): 4.0

SAMPLE TYPE: CORE SAMPLE

USCS DESCRIPTION: SP

DRY SAMPLE WEIGHT (GRAMS): 269.24

SAMPLE WEIGHT AFTER WASH (GRAMS): 264.49

SIEVE SIZE	PHI SIZE	MESH SIZE (mm)	RETAINED (GRAMS)	RETAINED (%)	PASSED (%)
5/8	-4.00	16.000	0.00	0.00	100.00
5/16	-3.00	8.000	0.32	0.12	99.88
5	-2.00	4.000	1.51	0.56	99.44
7	-1.50	2.800	2.26	0.84	99.16
10	-1.00	2.000	4.11	1.53	98.47
14	-0.50	1.400	6.95	2.58	97.42
18	0.00	1.000	9.31	3.46	96.54
25	0.50	0.710	11.52	4.28	95.72
35	1.00	0.500	14.20	5.27	94.73
45	1.50	0.355	16.82	6.25	93.75
60	2.00	0.250	21.13	7.85	92.15
80	2.50	0.180	36.51	13.56	86.44
120	3.00	0.125	163.01	60.54	39.46
170	3.50	0.090	257.55	95.66	4.34
200	3.75	0.075	263.88	98.01	1.99
230	4.00	0.063	266.57	99.01	0.99
PAN			269.23	100.00	0.00

PHI (5): 0.86	PHI (16): 2.53	PHI (25): 2.62
PHI (50): 2.89	PHI (75): 3.21	PHI (84): 3.33
PHI (95): 3.49		

SIEVE LOSS (g): 0.01	SILT/CLAY: 1.99%
SKEWNESS: -1.761	KURTOSIS: 1.844

## GRAPHIC METHOD

MEAN (PHI): 2.62	SORTING: 0.40
MEAN (mm): 0.16	MEDIAN (mm): 0.14

NOTE: MEAN WAS CALCULATED USING 5 POINT METHOD

## MOMENT METHOD

MEAN (PHI): 2.72	SORTING: 0.90
MEAN (mm): 0.15	

DATA FILE NAME: VC99-78#1.TAB

## GRADATION ANALYSIS REPORT

TOWN OF PALM BEACH

TESTED BY: RW ON: 6/29/99

SAMPLE NO.: VC99 78#2  
SAMPLE ELEV. (FT. NGVD): -52.9  
SAMPLE DEPTH (FT.): 9.0  
SAMPLE TYPE: CORE SAMPLE

USCS DESCRIPTION: SP

DRY SAMPLE WEIGHT (GRAMS): 181.28  
SAMPLE WEIGHT AFTER WASH (GRAMS): 178.61

SIEVE SIZE	PHI SIZE	MESH SIZE (mm)	RETAINED (GRAMS)	RETAINED (%)	PASSED (%)
5/8	-4.00	16.000	0.00	0.00	100.00
5/16	-3.00	8.000	0.00	0.00	100.00
5	-2.00	4.000	0.00	0.00	100.00
7	-1.50	2.800	0.03	0.02	99.98
10	-1.00	2.000	0.10	0.06	99.94
14	-0.50	1.400	0.26	0.14	99.86
18	0.00	1.000	0.54	0.30	99.70
25	0.50	0.710	0.94	0.52	99.48
35	1.00	0.500	1.80	0.99	99.01
45	1.50	0.355	3.17	1.75	98.25
60	2.00	0.250	5.78	3.19	96.81
80	2.50	0.180	18.12	10.00	90.00
120	3.00	0.125	113.03	62.35	37.65
170	3.50	0.090	176.49	97.36	2.64
200	3.75	0.075	178.18	98.29	1.71
230	4.00	0.063	179.77	99.17	0.83
PAN			181.28	100.00	0.00

PHI(5): 2.13      PHI(16): 2.56      PHI(25): 2.64  
PHI(50): 2.88      PHI(75): 3.18      PHI(84): 3.31  
PHI(95): 3.47

SIEVE LOSS(g): 0.00      SILT/CLAY: 1.71%  
SKEWNESS: -0.219      KURTOSIS: 1.017

## GRAPHIC METHOD

MEAN (PHI): 2.87      SORTING: 0.38  
MEAN (mm): 0.14      MEDIAN (mm): 0.14  
NOTE: MEAN WAS CALCULATED USING 5 POINT METHOD

## MOMENT METHOD

MEAN (PHI): 2.86      SORTING: 0.46  
MEAN (mm): 0.14

DATA FILE NAME: VC99-78#2.TAB

## GRADATION ANALYSIS REPORT

TOWN OF PALM BEACH

TESTED BY: RW ON: 6/29/99

SAMPLE NO.: VC99 78#3

SAMPLE ELEV. (FT. NGVD): -57.9

SAMPLE DEPTH (FT.): 14.0

SAMPLE TYPE: CORE SAMPLE

USCS DESCRIPTION: SP

DRY SAMPLE WEIGHT (GRAMS): 170.49

SAMPLE WEIGHT AFTER WASH (GRAMS): 167.51

SIEVE SIZE	PHI SIZE	MESH SIZE (mm)	RETAINED (GRAMS)	RETAINED (%)	PASSED (%)
5/8	-4.00	16.000	0.00	0.00	100.00
5/16	-3.00	8.000	0.00	0.00	100.00
5	-2.00	4.000	0.10	0.06	99.94
7	-1.50	2.800	0.35	0.21	99.79
10	-1.00	2.000	0.57	0.33	99.67
14	-0.50	1.400	0.98	0.57	99.43
18	0.00	1.000	1.49	0.87	99.13
25	0.50	0.710	2.29	1.34	98.66
35	1.00	0.500	3.64	2.14	97.86
45	1.50	0.355	5.38	3.16	96.84
60	2.00	0.250	7.93	4.65	95.35
80	2.50	0.180	20.13	11.81	88.19
120	3.00	0.125	116.82	68.52	31.48
170	3.50	0.090	165.88	97.30	2.70
200	3.75	0.075	167.15	98.04	1.96
230	4.00	0.063	168.88	99.06	0.94
PAN			170.48	99.99	0.01

PHI (5): 2.02	PHI (16): 2.54	PHI (25): 2.62
PHI (50): 2.84	PHI (75): 3.11	PHI (84): 3.27
PHI (95): 3.46		

SIEVE LOSS (g): 0.01	SILT/CLAY: 1.96%
SKEWNESS: -0.258	KURTOSIS: 1.186

## GRAPHIC METHOD

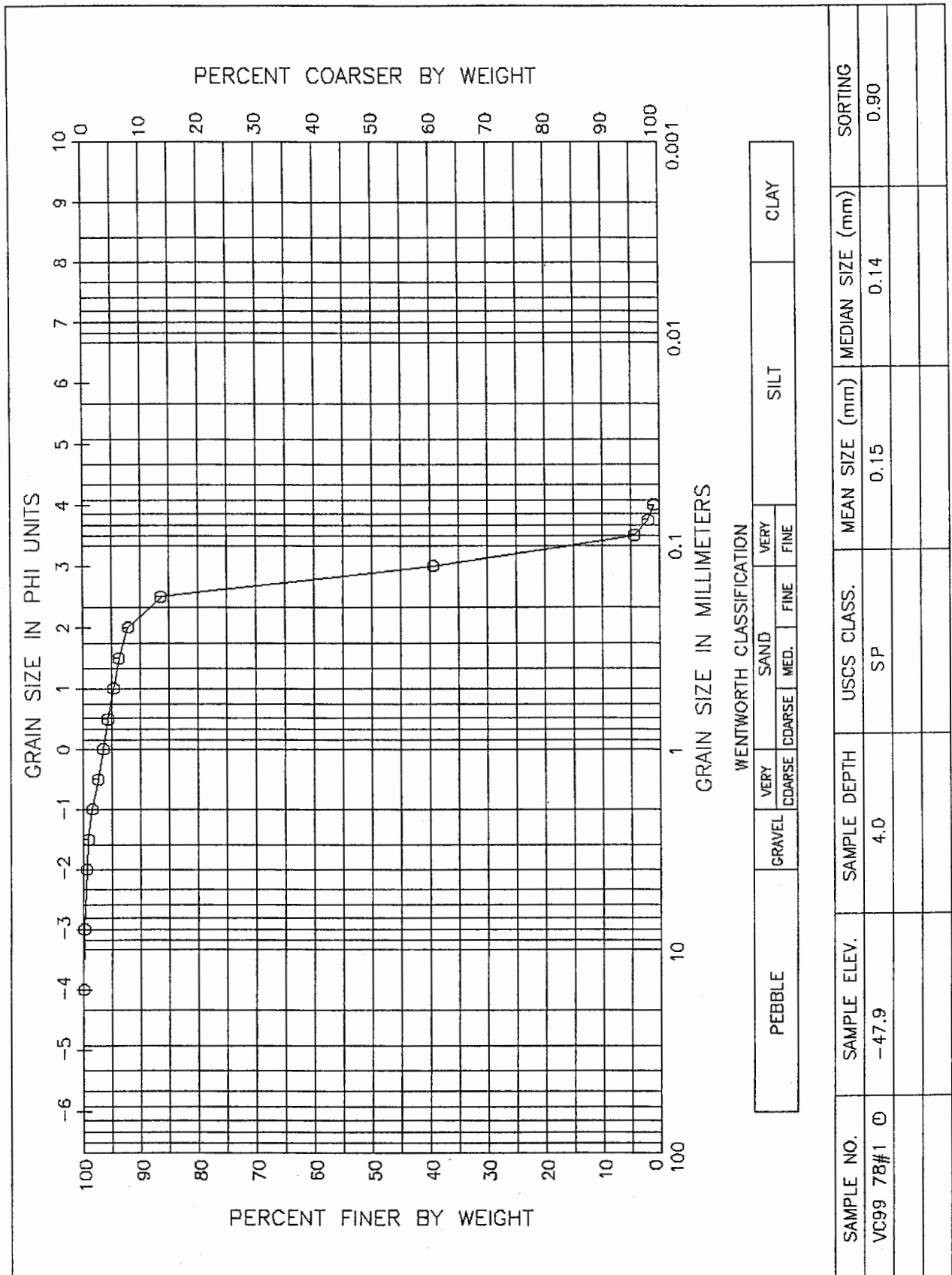
MEAN (PHI): 2.83	SORTING: 0.37
MEAN (mm): 0.14	MEDIAN (mm): 0.14

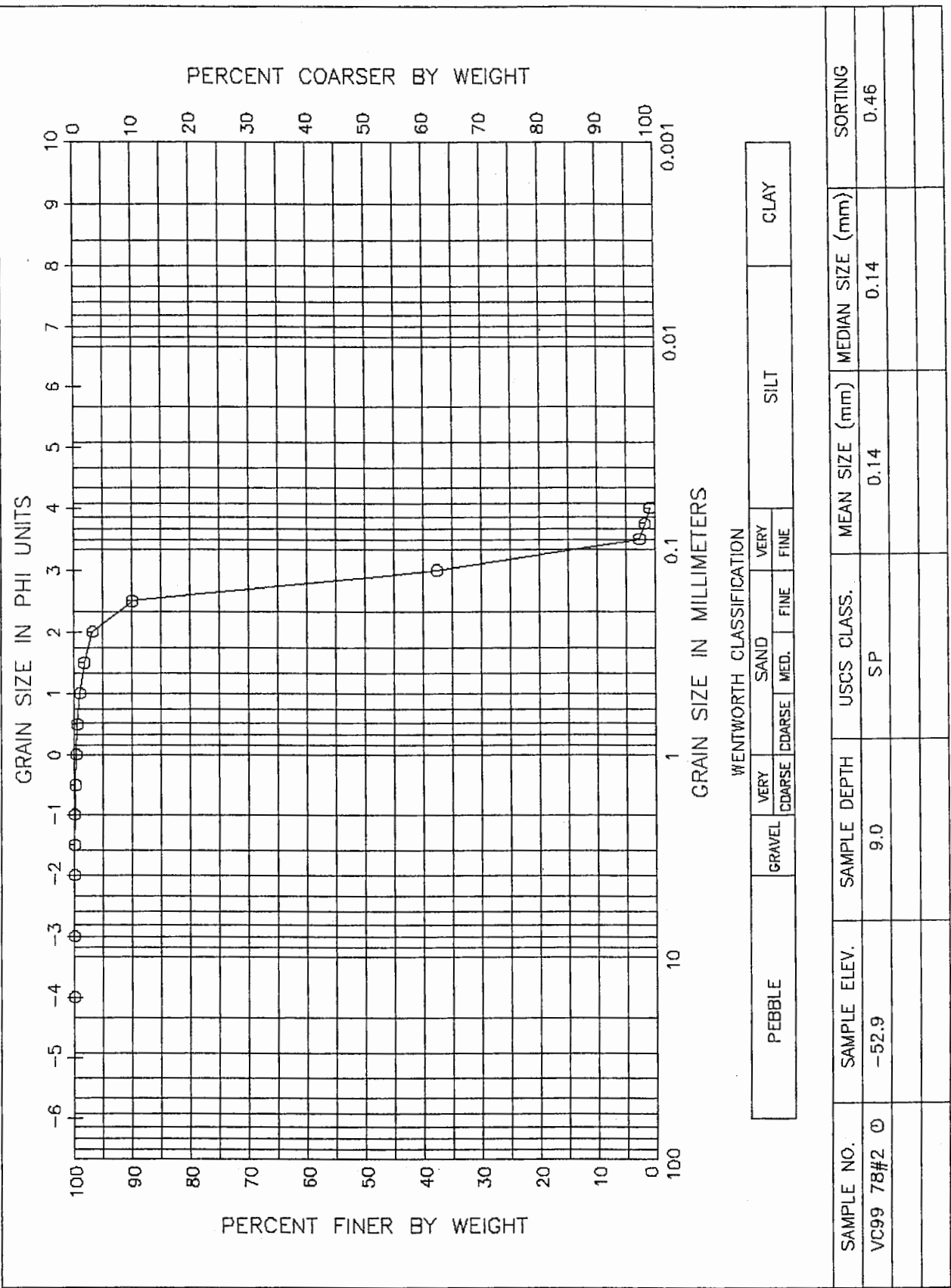
NOTE: MEAN WAS CALCULATED USING 5 POINT METHOD

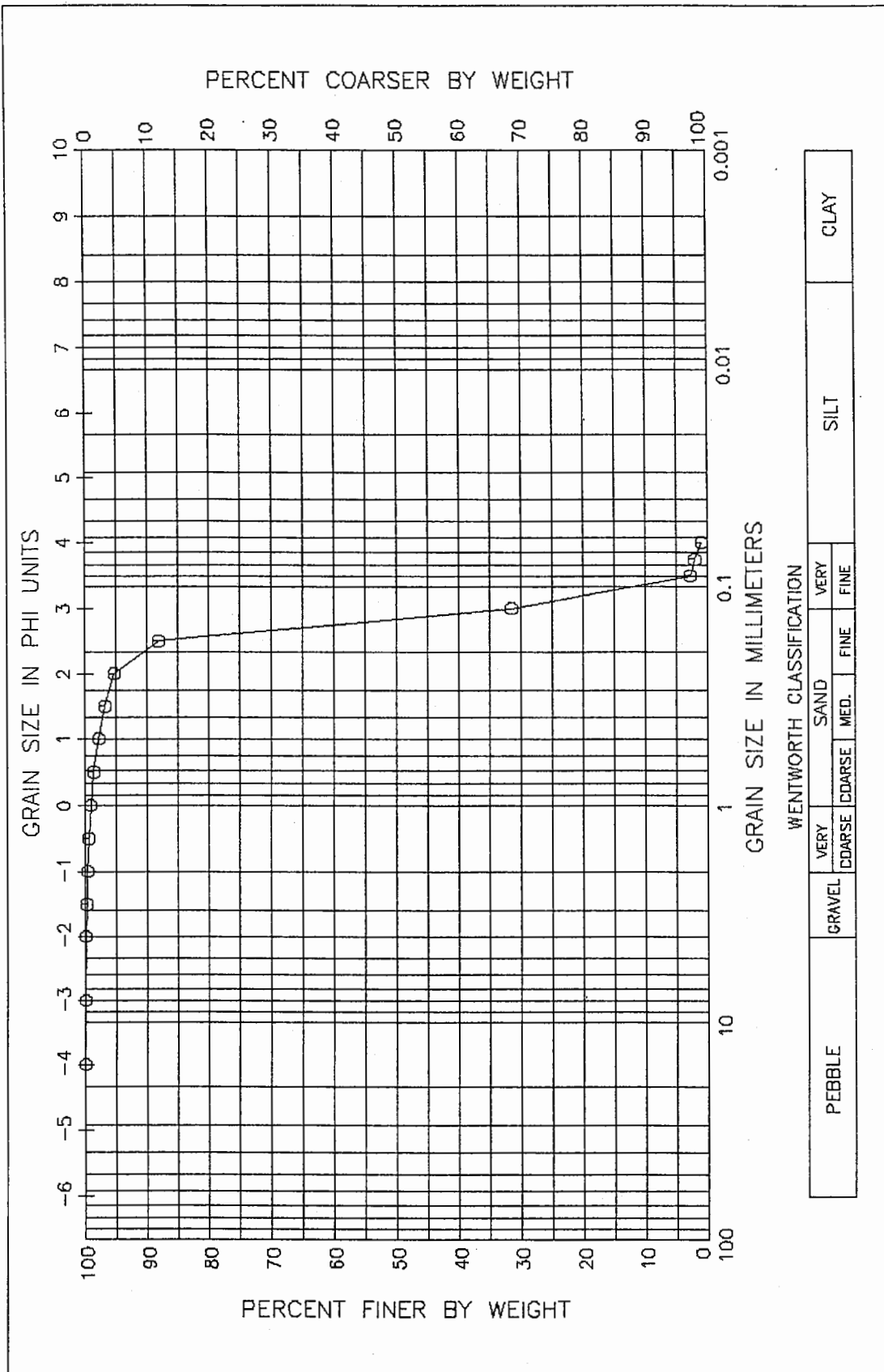
## MOMENT METHOD

MEAN (PHI): 2.79	SORTING: 0.58
MEAN (mm): 0.14	

DATA FILE NAME: VC99-78#3.TAB







SAMPLE NO.	SAMPLE ELEV.	SAMPLE DEPTH	USCS CLASS.	MEAN SIZE (mm)	MEDIAN SIZE (mm)	SORTING
VC99 78#3 0	-57.9	14.0	SP	0.14	0.14	0.58

GRAIN SIZE DISTRIBUTION CURVE  
TOWN OF PALM BEACH