

GRADATION ANALYSIS REPORT

TOWN OF PALM BEACH

TESTED BY: RW ON: 6/29/99

SAMPLE NO.: VC99 52#1

SAMPLE ELEV. (FT. NGVD): -37.6

SAMPLE DEPTH (FT.): 4.0

SAMPLE TYPE: CORE SAMPLE

USCS DESCRIPTION: SP

DRY SAMPLE WEIGHT (GRAMS): 198.39

SAMPLE WEIGHT AFTER WASH (GRAMS): 196.09

SIEVE SIZE	PHI SIZE	MESH SIZE (mm)	RETAINED (GRAMS)	RETAINED (%)	PASSED (%)
5/8	-4.00	16.000	0.00	0.00	100.00
5/16	-3.00	8.000	0.00	0.00	100.00
5	-2.00	4.000	0.58	0.29	99.71
7	-1.50	2.800	0.82	0.41	99.59
10	-1.00	2.000	1.16	0.58	99.42
14	-0.50	1.400	1.66	0.84	99.16
18	0.00	1.000	2.31	1.16	98.84
25	0.50	0.710	3.17	1.60	98.40
35	1.00	0.500	4.47	2.25	97.75
45	1.50	0.355	6.50	3.28	96.72
60	2.00	0.250	11.52	5.81	94.19
80	2.50	0.180	32.79	16.53	83.47
120	3.00	0.125	130.55	65.80	34.20
170	3.50	0.090	193.69	97.63	2.37
200	3.75	0.075	195.69	98.64	1.36
230	4.00	0.063	197.08	99.34	0.66
PAN			198.39	100.00	0.00

PHI(5): 1.84

PHI(16): 2.48

PHI(25): 2.59

PHI(50): 2.84

PHI(75): 3.14

PHI(84): 3.29

PHI(95): 3.46

SIEVE LOSS(g): 0.00

SILT/CLAY: 1.36%

SKEWNESS: -0.469

KURTOSIS: 1.187

GRAPHIC METHOD

MEAN (PHI): 2.78

SORTING: 0.41

MEAN (mm): 0.15

MEDIAN (mm): 0.14

NOTE: MEAN WAS CALCULATED USING 5 POINT METHOD

MOMENT METHOD

MEAN (PHI): 2.76

SORTING: 0.65

MEAN (mm): 0.15

DATA FILE NAME: VC99-52#1.TAB

GRADATION ANALYSIS REPORT

TOWN OF PALM BEACH

TESTED BY: RW ON: 6/29/99

SAMPLE NO.: VC99 52#2
SAMPLE ELEV. (FT. NGVD): -42.6
SAMPLE DEPTH (FT.): 9.0
SAMPLE TYPE: CORE SAMPLE

USCS DESCRIPTION: SP

DRY SAMPLE WEIGHT (GRAMS): 223.16
SAMPLE WEIGHT AFTER WASH (GRAMS): 218.88

SIEVE SIZE	PHI SIZE	MESH SIZE (mm)	RETAINED (GRAMS)	RETAINED (%)	PASSED (%)
5/8	-4.00	16.000	0.00	0.00	100.00
5/16	-3.00	8.000	0.00	0.00	100.00
5	-2.00	4.000	0.18	0.08	99.92
7	-1.50	2.800	0.26	0.12	99.88
10	-1.00	2.000	0.45	0.20	99.80
14	-0.50	1.400	0.98	0.44	99.56
18	0.00	1.000	1.53	0.69	99.31
25	0.50	0.710	2.58	1.16	98.84
35	1.00	0.500	4.17	1.87	98.13
45	1.50	0.355	6.64	2.98	97.02
60	2.00	0.250	14.40	6.45	93.55
80	2.50	0.180	43.06	19.30	80.70
120	3.00	0.125	146.04	65.44	34.56
170	3.50	0.090	216.24	96.90	3.10
200	3.75	0.075	218.14	97.75	2.25
230	4.00	0.063	220.72	98.91	1.09
PAN			223.13	99.99	0.01

PHI (5): 1.79 PHI (16): 2.37 PHI (25): 2.56
PHI (50): 2.83 PHI (75): 3.15 PHI (84): 3.29
PHI (95): 3.47

SIEVE LOSS(g): 0.03 SILT/CLAY: 2.25%
SKEWNESS: -0.438 KURTOSIS: 1.166

GRAPHIC METHOD

MEAN (PHI): 2.75 SORTING: 0.46
MEAN (mm): 0.15 MEDIAN (mm): 0.14
NOTE: MEAN WAS CALCULATED USING 5 POINT METHOD

MOMENT METHOD

MEAN (PHI): 2.76 SORTING: 0.59
MEAN (mm): 0.15

DATA FILE NAME: VC99-52#2.TAB

GRADATION ANALYSIS REPORT

TOWN OF PALM BEACH

TESTED BY: RW ON: 6/29/99

SAMPLE NO.: VC99 52#3
SAMPLE ELEV. (FT. NGVD): -47.6
SAMPLE DEPTH (FT.): 14.0
SAMPLE TYPE: CORE SAMPLE

USCS DESCRIPTION: SP

DRY SAMPLE WEIGHT (GRAMS): 245.75
SAMPLE WEIGHT AFTER WASH (GRAMS): 241.21

SIEVE SIZE	PHI SIZE	MESH SIZE (mm)	RETAINED (GRAMS)	RETAINED (%)	PASSED (%)
5/8	-4.00	16.000	0.00	0.00	100.00
5/16	-3.00	8.000	0.00	0.00	100.00
5	-2.00	4.000	0.25	0.10	99.90
7	-1.50	2.800	0.74	0.30	99.70
10	-1.00	2.000	1.08	0.44	99.56
14	-0.50	1.400	1.84	0.75	99.25
18	0.00	1.000	2.60	1.06	98.94
25	0.50	0.710	3.58	1.46	98.54
35	1.00	0.500	5.33	2.17	97.83
45	1.50	0.355	8.23	3.35	96.65
60	2.00	0.250	14.93	6.08	93.92
80	2.50	0.180	35.65	14.51	85.49
120	3.00	0.125	149.26	60.74	39.26
170	3.50	0.090	238.70	97.13	2.87
200	3.75	0.075	240.37	97.81	2.19
230	4.00	0.063	243.12	98.93	1.07
PAN			245.77	100.00	-0.01

PHI(5): 1.80 PHI(16): 2.52 PHI(25): 2.61
PHI(50): 2.88 PHI(75): 3.20 PHI(84): 3.32
PHI(95): 3.47

SIEVE LOSS(g): -0.02 SILT/CLAY: 2.19%
SKEWNESS: -0.615 KURTOSIS: 1.174

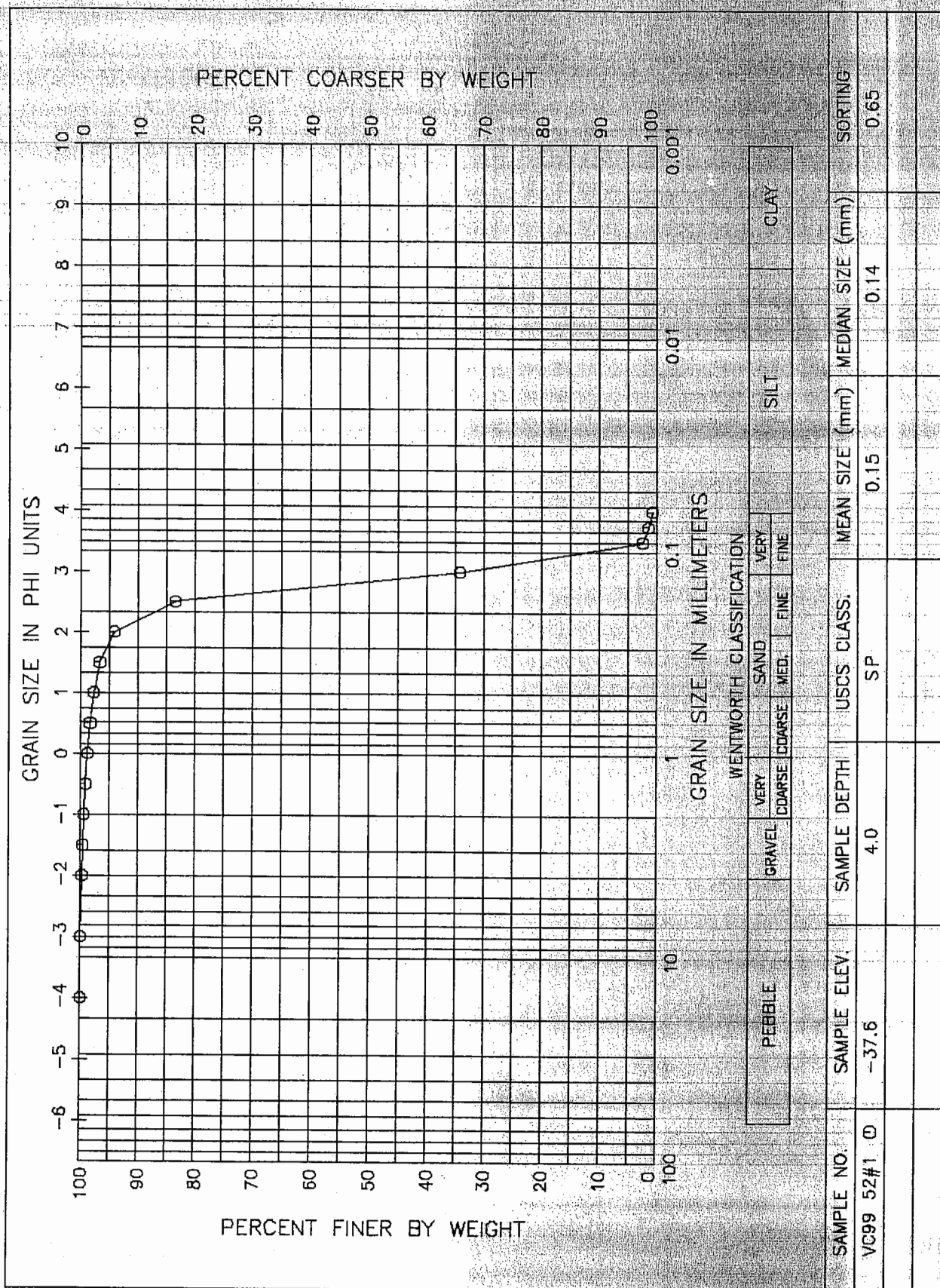
GRAPHIC METHOD

MEAN (PHI): 2.80 SORTING: 0.40
MEAN (mm): 0.14 MEDIAN (mm): 0.14
NOTE: MEAN WAS CALCULATED USING 5 POINT METHOD

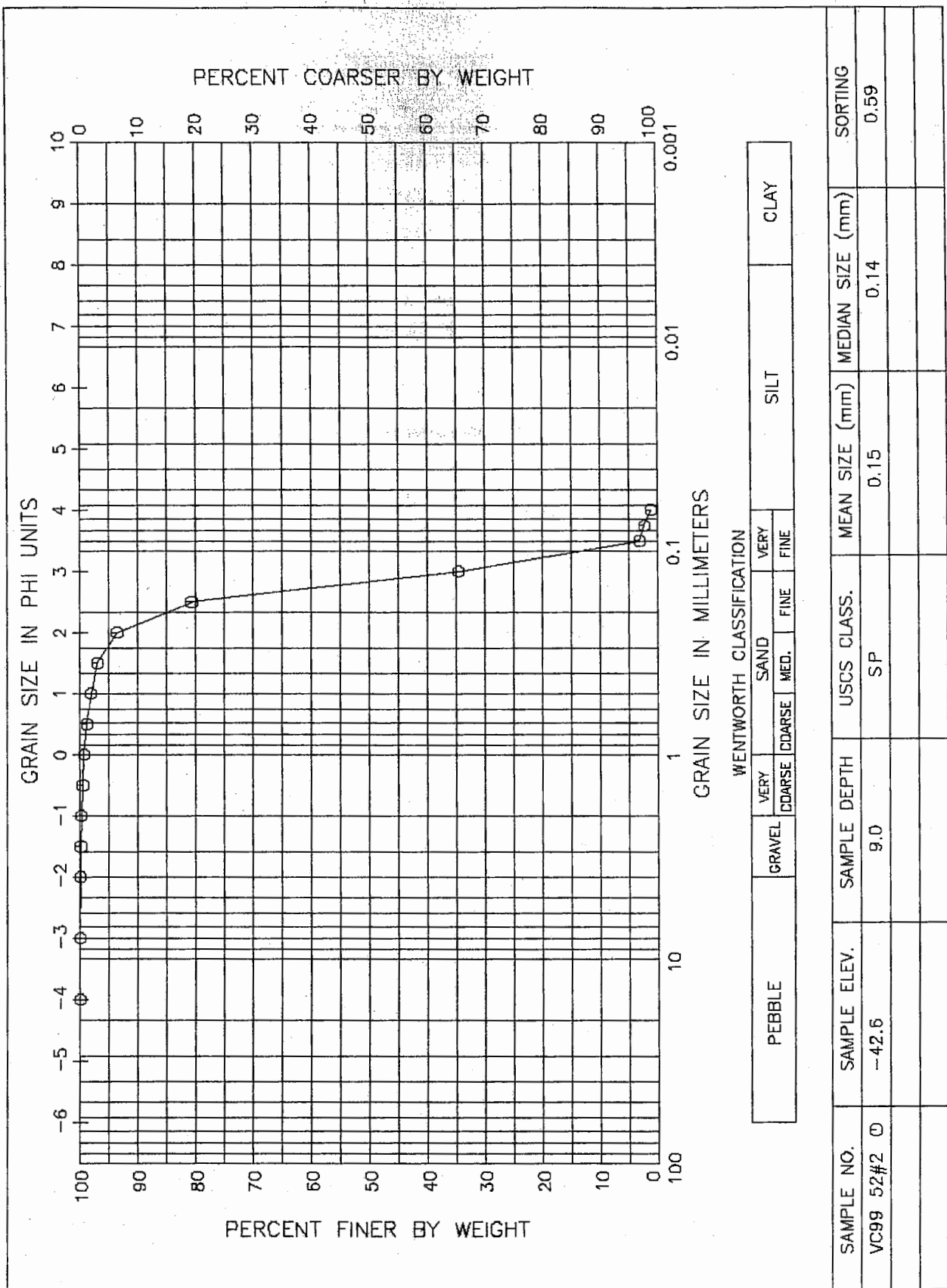
MOMENT METHOD

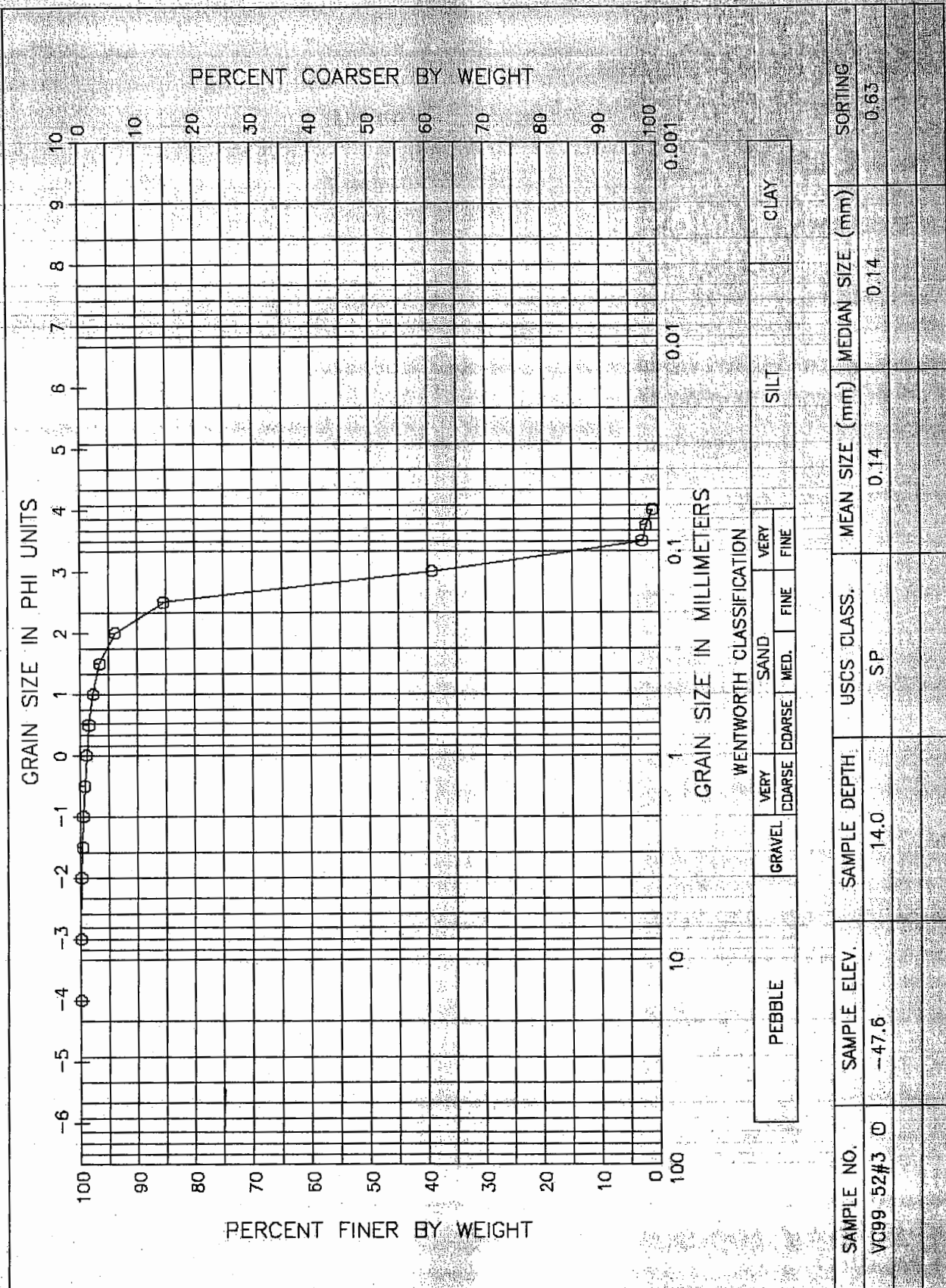
MEAN (PHI): 2.80 SORTING: 0.63
MEAN (mm): 0.14

DATA FILE NAME: VC99-52#3.TAB



GRAIN SIZE DISTRIBUTION CURVE
TOWN OF PALM BEACH





GRAIN SIZE DISTRIBUTION CURVE
TOWN OF PALM BEACH