

Onshore Grab Sample

Sample: LE-44-BB
Sample Taken By: D. Phelps
Sample Collected On: 1/14/10
Splits? N/A

County: Lee
Latitude: 26° 25' 54.4"
Longitude: 81° 54' 57.4"
Datum: WGS 84
Surf. Elev: N/A
Datum: N/A

Fine Data Summary

Total Sample Weight 58.028 grams
Total Fines in Sample 0.187 grams
Total Percent Fines 0.32 %

Dry Sieving Summary

Total Sample Weight 57.577 grams
Total Digested Weight 51.823 grams
Total Carbonate Weight 5.754 grams
Total Silica % 90.01 %
Total Carbonate % 9.99 %
Carbonate/Silica Ratio 0.111

General Comments:

None

Description

Worked By: M. Ladle

Pre-Digestion Grain Size Distribution

Onshore Grab Sample

Sample: LE-44-BB

Total Sample Mass: 57.577 grams

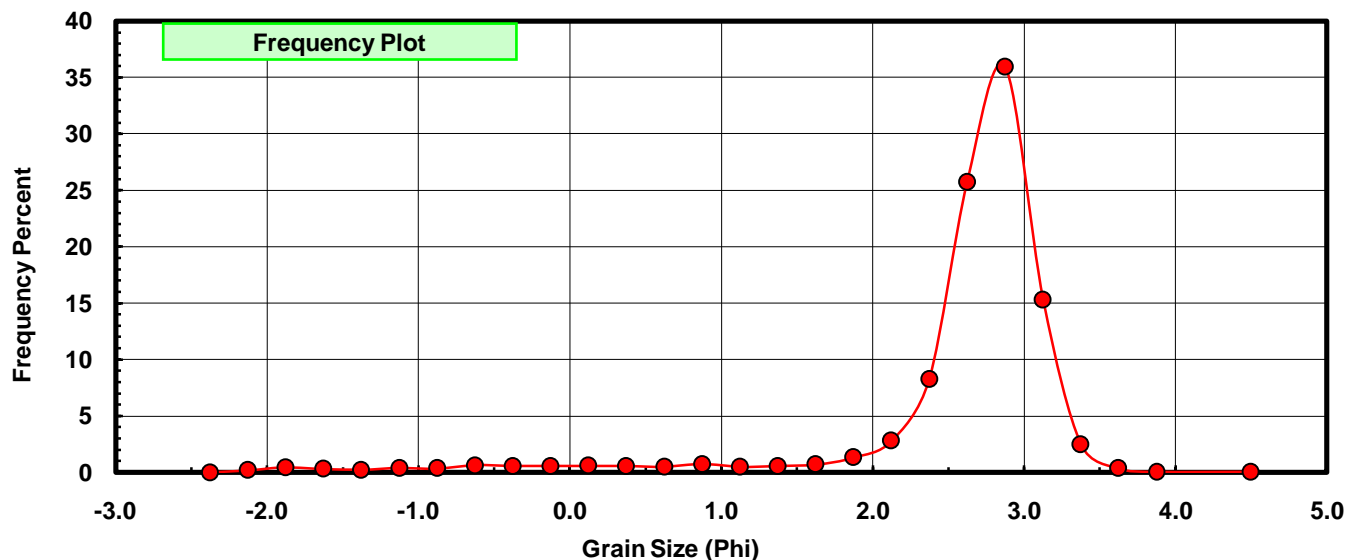
Sieve Size (phi)	Sieve Midpt (phi)	Weight (grams)	Freq Weight %	Cumulative Weight %
-2.25	-2.375	0.000	0.000	0.000
-2.00	-2.125	0.100	0.174	0.174
-1.75	-1.875	0.247	0.429	0.603
-1.50	-1.625	0.180	0.313	0.915
-1.25	-1.375	0.127	0.221	1.136
-1.00	-1.125	0.219	0.380	1.516
-0.75	-0.875	0.198	0.344	1.860
-0.50	-0.625	0.358	0.622	2.482
-0.25	-0.375	0.326	0.566	3.048
0.00	-0.125	0.324	0.563	3.611
0.25	0.125	0.340	0.591	4.201
0.50	0.375	0.315	0.547	4.748
0.75	0.625	0.284	0.493	5.242
1.00	0.875	0.414	0.719	5.961
1.25	1.125	0.283	0.492	6.452
1.50	1.375	0.317	0.551	7.003
1.75	1.625	0.397	0.690	7.692
2.00	1.875	0.753	1.308	9.000
2.25	2.125	1.605	2.788	11.788
2.50	2.375	4.763	8.272	20.060
2.75	2.625	14.811	25.724	45.784
3.00	2.875	20.700	35.952	81.736
3.25	3.125	8.816	15.312	97.047
3.50	3.375	1.435	2.492	99.540
3.75	3.625	0.212	0.368	99.908
4.00	3.875	0.029	0.050	99.958
5.00	4.50	0.024	0.042	100.000

Statistical Results			
Mean:	2.5715	phi	(0.1682 mm)
Standard Dev:	0.8457	phi-units	(0.5564 mm)
Skewness:	-3.2148	dimensionless	
Kurtosis:	14.2152	dimensionless	
5th Moment:	-63.7127	dimensionless	
6th Moment:	299.2010	dimensionless	
RARD *	0.3289	dimensionless	
Median	2.6543	phi	(0.1588 mm)

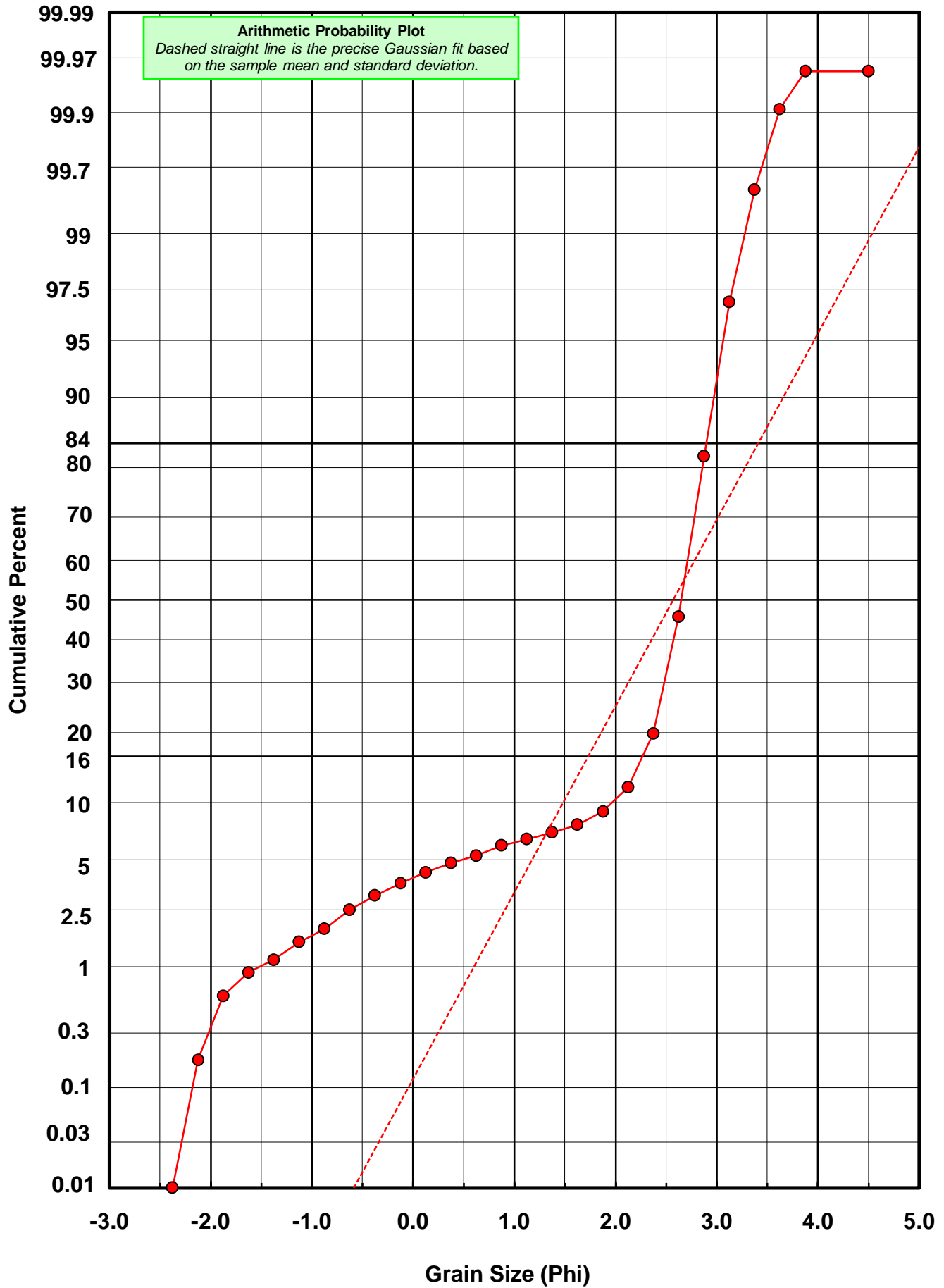
* RARD = reciprocal absolute relative dispersion (see below)

Statistical Explanation	
Calculations based on the Method of Moments	
Skewness: 3rd Stand. Moment; Exact Gaussian = 0.0	
Kurtosis: 4th Stand. Moment; Exact Gaussian = 3.0	
For Further Explanation, See Basille et al. 2002	
Millimeter data calculated by $mm = 2^{(-phi)}$	

Reciprocal Absolute Relative Dispersion (RARD) Scale	
< 0.5	Excellent homogeneity (e.g., beaches)
0.5 to 1.0	Good homogeneity
1.0 to 1.33	Fair homogeneity
> 1.33	Poor homogeneity (e.g., glacial)



LE-44-BB



Carbonate Grain Size Distribution

Onshore Grab Sample

Sample: LE-44-BB

Total Carbonate Mass: 13.952 grams

% Carbonate: 10.0 %

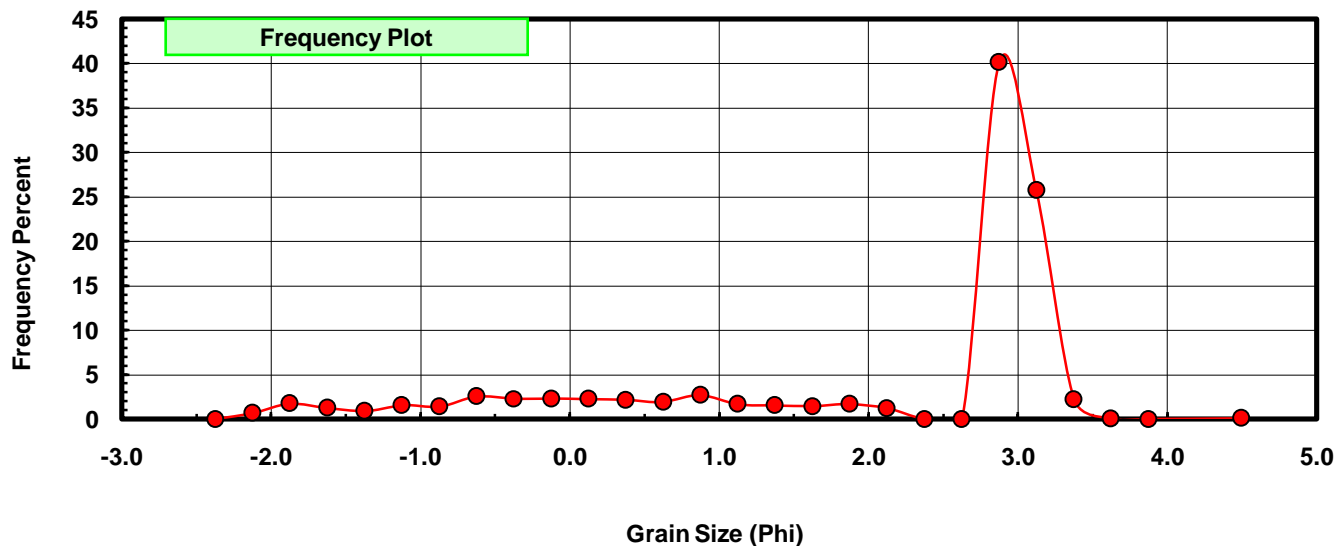
Sieve Size (phi)	Sieve Midpt (phi)	Weight (grams)	Freq Weight %	Cumulative Weight %
-2.25	-2.375	0.000	0.000	0.000
-2.00	-2.125	0.100	0.717	0.717
-1.75	-1.875	0.247	1.770	2.487
-1.50	-1.625	0.180	1.290	3.777
-1.25	-1.375	0.127	0.910	4.688
-1.00	-1.125	0.219	1.570	6.257
-0.75	-0.875	0.198	1.419	7.676
-0.50	-0.625	0.358	2.566	10.242
-0.25	-0.375	0.326	2.337	12.579
0.00	-0.125	0.324	2.322	14.901
0.25	0.125	0.317	2.272	17.173
0.50	0.375	0.303	2.172	19.345
0.75	0.625	0.271	1.942	21.287
1.00	0.875	0.379	2.716	24.004
1.25	1.125	0.236	1.692	25.695
1.50	1.375	0.220	1.577	27.272
1.75	1.625	0.204	1.462	28.734
2.00	1.875	0.239	1.713	30.447
2.25	2.125	0.171	1.226	31.673
2.50	2.375	0.000	0.000	31.673
2.75	2.625	0.000	0.000	31.673
3.00	2.875	5.601	40.145	71.818
3.25	3.125	3.591	25.738	97.556
3.50	3.375	0.313	2.243	99.799
3.75	3.625	0.013	0.093	99.892
4.00	3.875	0.000	0.000	99.892
5.00	4.500	0.015	0.108	100.000

Statistical Results			
Mean:	2.0723	phi	(0.2378 mm)
Standard Dev:	1.5584	phi-units	(0.3395 mm)
Skewness:	-1.2628	dimensionless	
Kurtosis:	3.0909	dimensionless	
5th Moment:	-6.4984	dimensionless	
6th Moment:	15.1009	dimensionless	
RARD *	0.7520	dimensionless	
Median	2.7391	phi	(0.1498 mm)

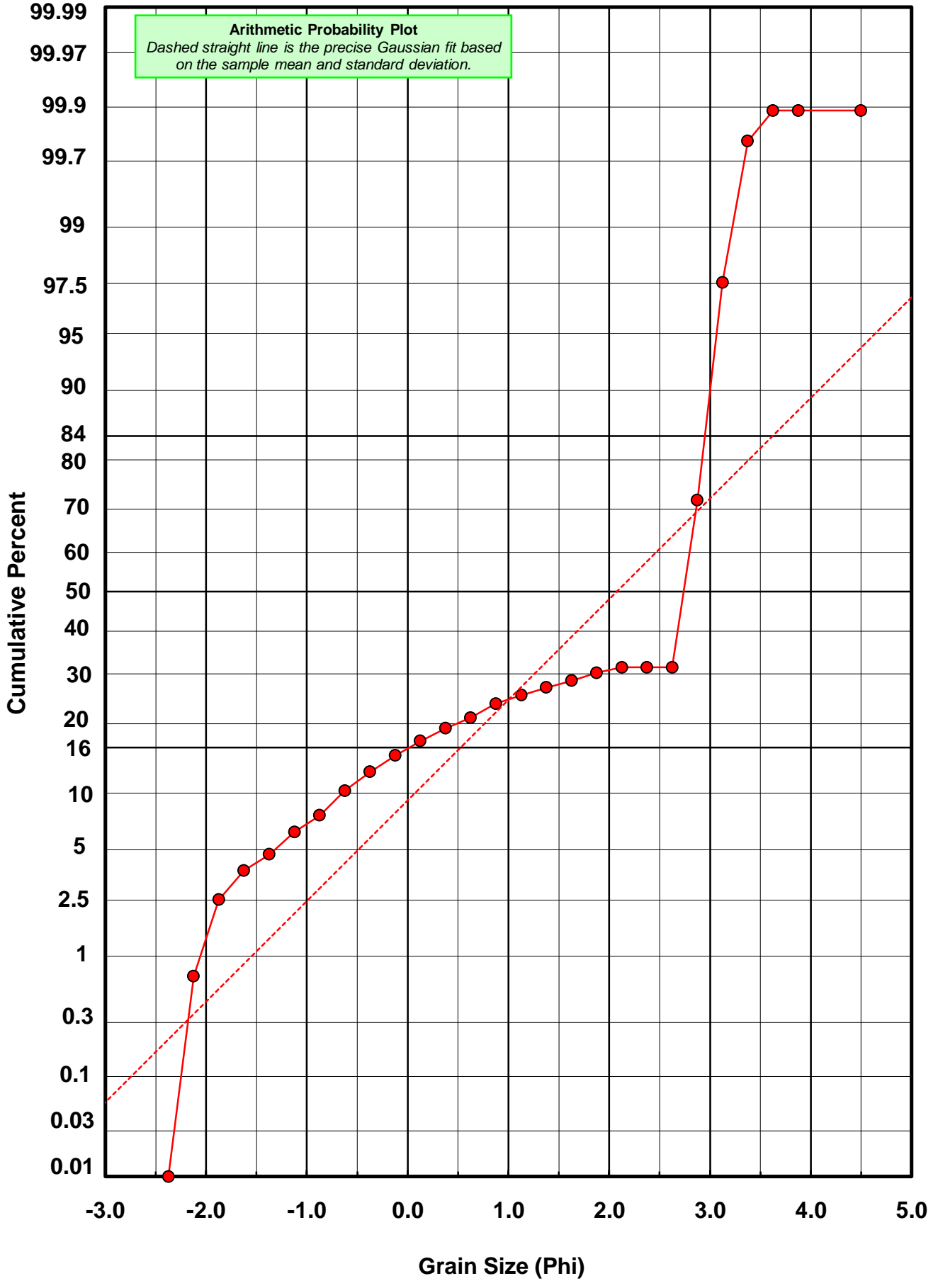
* RARD = reciprocal absolute relative dispersion (see below)

Statistical Explanation	
Calculations based on the Method of Moments	
Skewness: 3rd Stand. Moment; Exact Gaussian = 0.0	
Kurtosis: 4th Stand. Moment; Exact Gaussian = 3.0	
For Further Explanation, See Basille et al. 2002	
Millimeter data calculated by $mm = 2^{-(\phi)}$	

Reciprocal Absolute Relative Dispersion (RARD) Scale	
< 0.5	Excellent homogeneity (e.g., beaches)
0.5 to 1.0	Good homogeneity
1.0 to 1.33	Fair homogeneity
> 1.33	Poor homogeneity (e.g., glacial)



LE-44-BB



Post-Digestion Grain Size Distribution

Onshore Grab Sample

Sample: LE-44-BB

Total Digested Mass: 51.823 grams

% Silica: 90.0 %

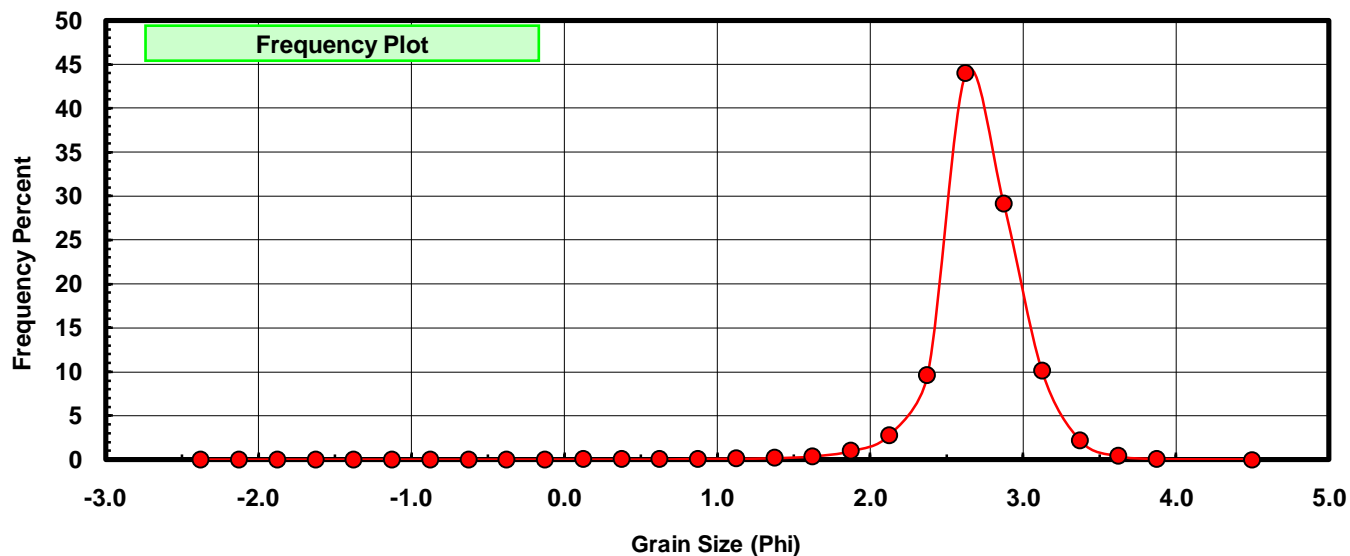
Sieve Size (phi)	Sieve Midpt (phi)	Weight (grams)	Freq Weight %	Cumulative Weight %
-2.25	-2.375	0.000	0.000	0.000
-2.00	-2.125	0.000	0.000	0.000
-1.75	-1.875	0.000	0.000	0.000
-1.50	-1.625	0.000	0.000	0.000
-1.25	-1.375	0.000	0.000	0.000
-1.00	-1.125	0.000	0.000	0.000
-0.75	-0.875	0.000	0.000	0.000
-0.50	-0.625	0.000	0.000	0.000
-0.25	-0.375	0.000	0.000	0.000
0.00	-0.125	0.000	0.000	0.000
0.25	0.125	0.023	0.044	0.044
0.50	0.375	0.012	0.023	0.068
0.75	0.625	0.013	0.025	0.093
1.00	0.875	0.035	0.068	0.160
1.25	1.125	0.047	0.091	0.251
1.50	1.375	0.097	0.187	0.438
1.75	1.625	0.193	0.372	0.810
2.00	1.875	0.514	0.992	1.802
2.25	2.125	1.434	2.767	4.569
2.50	2.375	4.976	9.602	14.171
2.75	2.625	22.793	43.982	58.154
3.00	2.875	15.099	29.136	87.289
3.25	3.125	5.225	10.082	97.372
3.50	3.375	1.122	2.165	99.537
3.75	3.625	0.199	0.384	99.921
4.00	3.875	0.032	0.062	99.983
5.00	4.500	0.009	0.017	100.000

Statistical Results			
Mean:	2.7134	phi	(0.1525 mm)
Standard Dev:	0.2985	phi-units	(0.8131 mm)
Skewness:	-1.0032	dimensionless	
Kurtosis:	10.0949	dimensionless	
5th Moment:	-47.4976	dimensionless	
6th Moment:	383.4363	dimensionless	
RARD *	0.1100	dimensionless	
Median	2.5787	phi	(0.1674 mm)

* RARD = reciprocal absolute relative dispersion (see below)

Statistical Explanation	
Calculations based on the Method of Moments	
Skewness: 3rd Stand. Moment; Exact Gaussian = 0.0	
Kurtosis: 4th Stand. Moment; Exact Gaussian = 3.0	
For Further Explanation, See Basille et al. 2002	
Millimeter data calculated by $mm = 2^{-(\phi)}$	

Reciprocal Absolute Relative Dispersion (RARD) Scale	
< 0.5	Excellent homogeneity (e.g., beaches)
0.5 to 1.0	Good homogeneity
1.0 to 1.33	Fair homogeneity
> 1.33	Poor homogeneity (e.g., glacial)



LE-44-BB

