

Onshore Grab Sample

Sample: LE-38-BB
Sample Taken By: D. Phelps
Sample Collected On: 1/13/10
Splits? N/A

County: Lee
Latitude: 26° 26' 41.7"
Longitude: 82° 01' 31.6"
Datum: WGS 84
Surf. Elev: N/A
Datum: N/A

Fine Data Summary

Total Sample Weight 70.939 grams
Total Fines in Sample 0.237 grams
Total Percent Fines 0.33 %

Dry Sieving Summary

Total Sample Weight 70.285 grams
Total Digested Weight 66.151 grams
Total Carbonate Weight 4.134 grams
Total Silica % 94.12 %
Total Carbonate % 5.88 %
Carbonate/Silica Ratio 0.062

General Comments:

None

Description

Worked By: M. Ladle

Pre-Digestion Grain Size Distribution

Onshore Grab Sample

Sample: LE-38-BB

Total Sample Mass: 70.285 grams

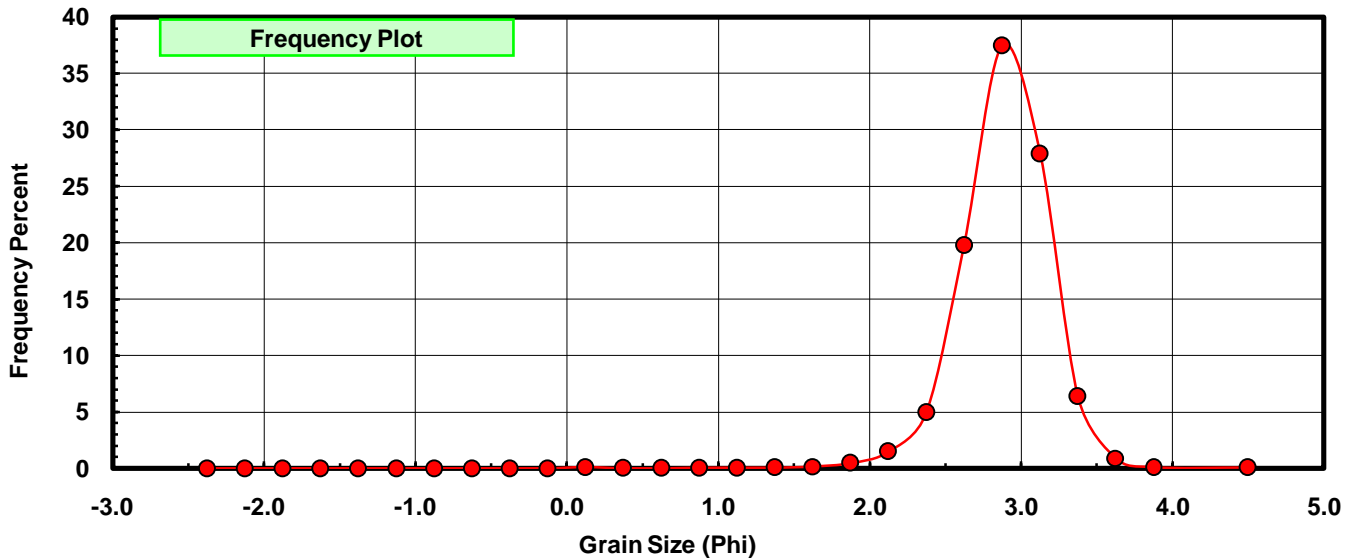
Sieve Size (phi)	Sieve Midpt (phi)	Weight (grams)	Freq Weight %	Cumulative Weight %
-2.25	-2.375	0.000	0.000	0.000
-2.00	-2.125	0.000	0.000	0.000
-1.75	-1.875	0.000	0.000	0.000
-1.50	-1.625	0.000	0.000	0.000
-1.25	-1.375	0.000	0.000	0.000
-1.00	-1.125	0.000	0.000	0.000
-0.75	-0.875	0.000	0.000	0.000
-0.50	-0.625	0.000	0.000	0.000
-0.25	-0.375	0.000	0.000	0.000
0.00	-0.125	0.000	0.000	0.000
0.25	0.125	0.071	0.101	0.101
0.50	0.375	0.007	0.010	0.111
0.75	0.625	0.016	0.023	0.134
1.00	0.875	0.025	0.036	0.169
1.25	1.125	0.034	0.048	0.218
1.50	1.375	0.055	0.078	0.296
1.75	1.625	0.121	0.172	0.468
2.00	1.875	0.337	0.479	0.948
2.25	2.125	1.050	1.494	2.441
2.50	2.375	3.481	4.953	7.394
2.75	2.625	13.912	19.794	27.188
3.00	2.875	26.333	37.466	64.654
3.25	3.125	19.615	27.908	92.562
3.50	3.375	4.479	6.373	98.934
3.75	3.625	0.639	0.909	99.843
4.00	3.875	0.067	0.095	99.939
5.00	4.50	0.043	0.061	100.000

Statistical Results			
Mean:	2.8867	phi	(0.1352 mm)
Standard Dev:	0.3115	phi-units	(0.8058 mm)
Skewness:	-1.3631	dimensionless	
Kurtosis:	12.3157	dimensionless	
5th Moment:	-74.9672	dimensionless	
6th Moment:	645.4884	dimensionless	
RARD *	0.1079	dimensionless	
Median	2.7772	phi	(0.1459 mm)

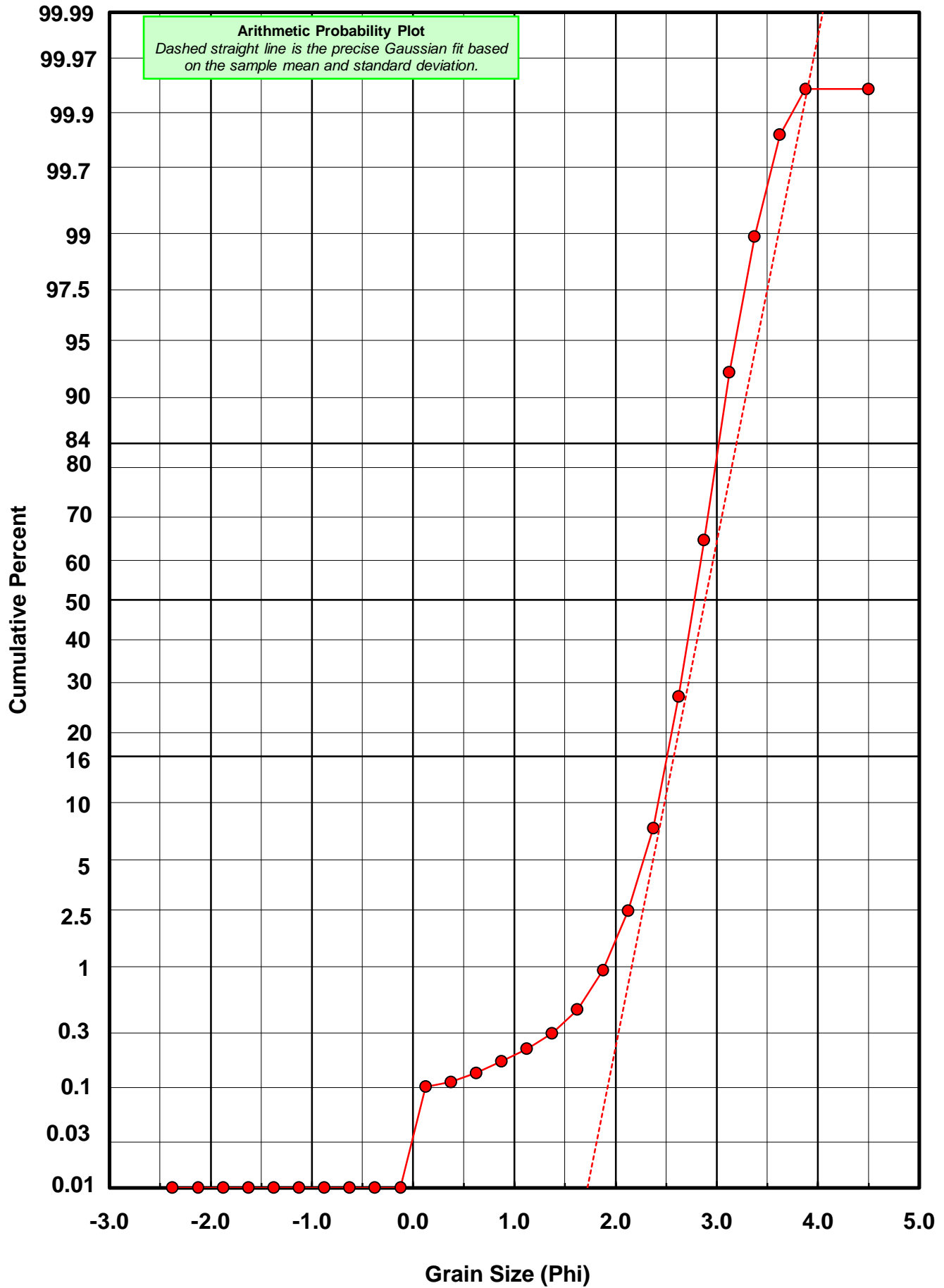
* RARD = reciprocal absolute relative dispersion (see below)

Statistical Explanation	
Calculations based on the Method of Moments	
Skewness: 3rd Stand. Moment; Exact Gaussian = 0.0	
Kurtosis: 4th Stand. Moment; Exact Gaussian = 3.0	
For Further Explanation, See Basille et al. 2002	
Millimeter data calculated by $mm = 2^{(-phi)}$	

Reciprocal Absolute Relative Dispersion (RARD) Scale	
< 0.5	Excellent homogeneity (e.g., beaches)
0.5 to 1.0	Good homogeneity
1.0 to 1.33	Fair homogeneity
> 1.33	Poor homogeneity (e.g., glacial)



LE-38-BB



Carbonate Grain Size Distribution

Onshore Grab Sample

Sample: LE-38-BB

Total Carbonate Mass: 13.998 grams

% Carbonate: 5.9 %

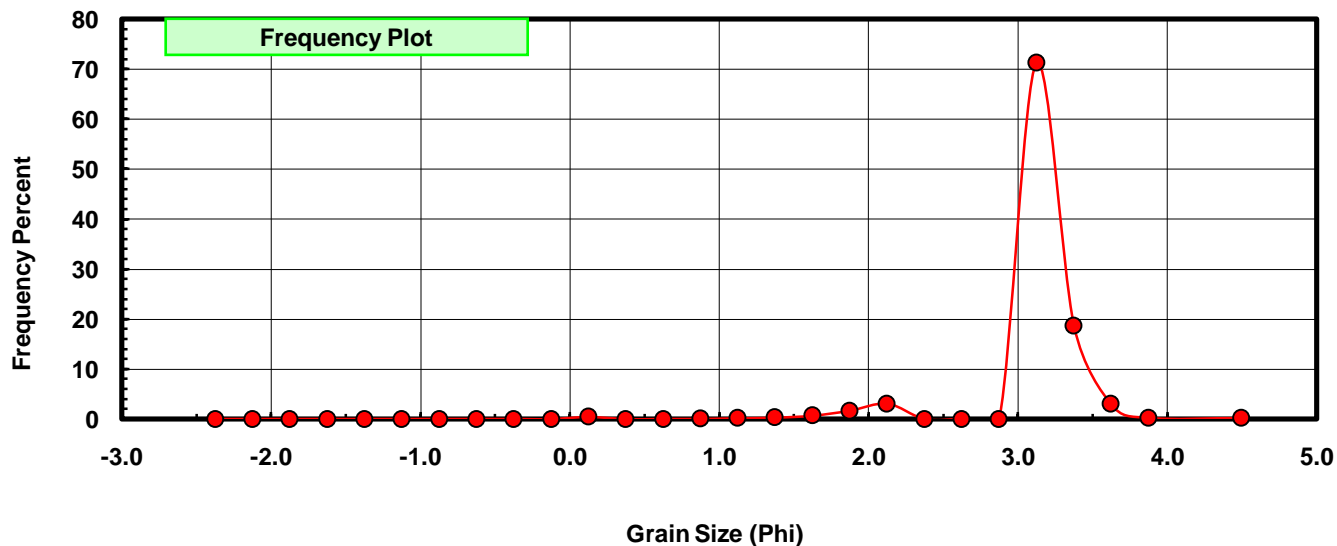
Sieve Size (phi)	Sieve Midpt (phi)	Weight (grams)	Freq Weight %	Cumulative Weight %
-2.25	-2.375	0.000	0.000	0.000
-2.00	-2.125	0.000	0.000	0.000
-1.75	-1.875	0.000	0.000	0.000
-1.50	-1.625	0.000	0.000	0.000
-1.25	-1.375	0.000	0.000	0.000
-1.00	-1.125	0.000	0.000	0.000
-0.75	-0.875	0.000	0.000	0.000
-0.50	-0.625	0.000	0.000	0.000
-0.25	-0.375	0.000	0.000	0.000
0.00	-0.125	0.000	0.000	0.000
0.25	0.125	0.071	0.507	0.507
0.50	0.375	0.000	0.000	0.507
0.75	0.625	0.000	0.000	0.507
1.00	0.875	0.012	0.086	0.593
1.25	1.125	0.028	0.200	0.793
1.50	1.375	0.048	0.343	1.136
1.75	1.625	0.102	0.729	1.865
2.00	1.875	0.233	1.665	3.529
2.25	2.125	0.431	3.079	6.608
2.50	2.375	0.000	0.000	6.608
2.75	2.625	0.000	0.000	6.608
3.00	2.875	0.000	0.000	6.608
3.25	3.125	9.972	71.239	77.847
3.50	3.375	2.607	18.624	96.471
3.75	3.625	0.421	3.008	99.478
4.00	3.875	0.041	0.293	99.771
5.00	4.500	0.032	0.229	100.000

Statistical Results			
Mean:	3.1023	phi	(0.1164 mm)
Standard Dev:	0.4232	phi-units	(0.7458 mm)
Skewness:	-3.4640	dimensionless	
Kurtosis:	19.9553	dimensionless	
5th Moment:	-115.6243	dimensionless	
6th Moment:	754.7503	dimensionless	
RARD *	0.1364	dimensionless	
Median	3.0273	phi	(0.1227 mm)

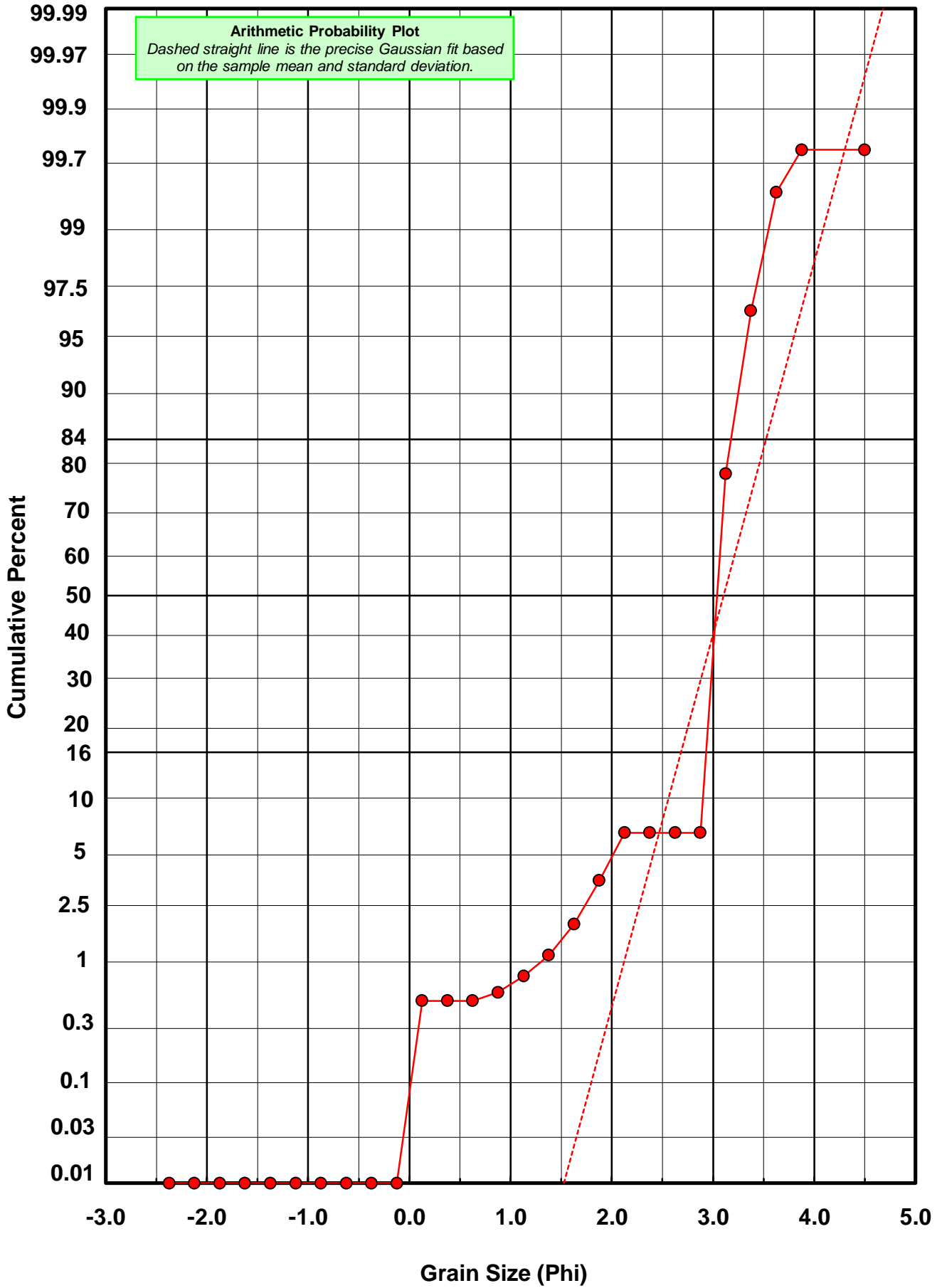
* RARD = reciprocal absolute relative dispersion (see below)

Statistical Explanation	
Calculations based on the Method of Moments	
Skewness: 3rd Stand. Moment; Exact Gaussian = 0.0	
Kurtosis: 4th Stand. Moment; Exact Gaussian = 3.0	
For Further Explanation, See Basille et al. 2002	
Millimeter data calculated by $mm = 2^{-(\phi)}$	

Reciprocal Absolute Relative Dispersion (RARD) Scale	
< 0.5	Excellent homogeneity (e.g., beaches)
0.5 to 1.0	Good homogeneity
1.0 to 1.33	Fair homogeneity
> 1.33	Poor homogeneity (e.g., glacial)



LE-38-BB



Post-Digestion Grain Size Distribution

Onshore Grab Sample

Sample: LE-38-BB

Total Digested Mass: 66.151 grams

% Silica: 94.1 %

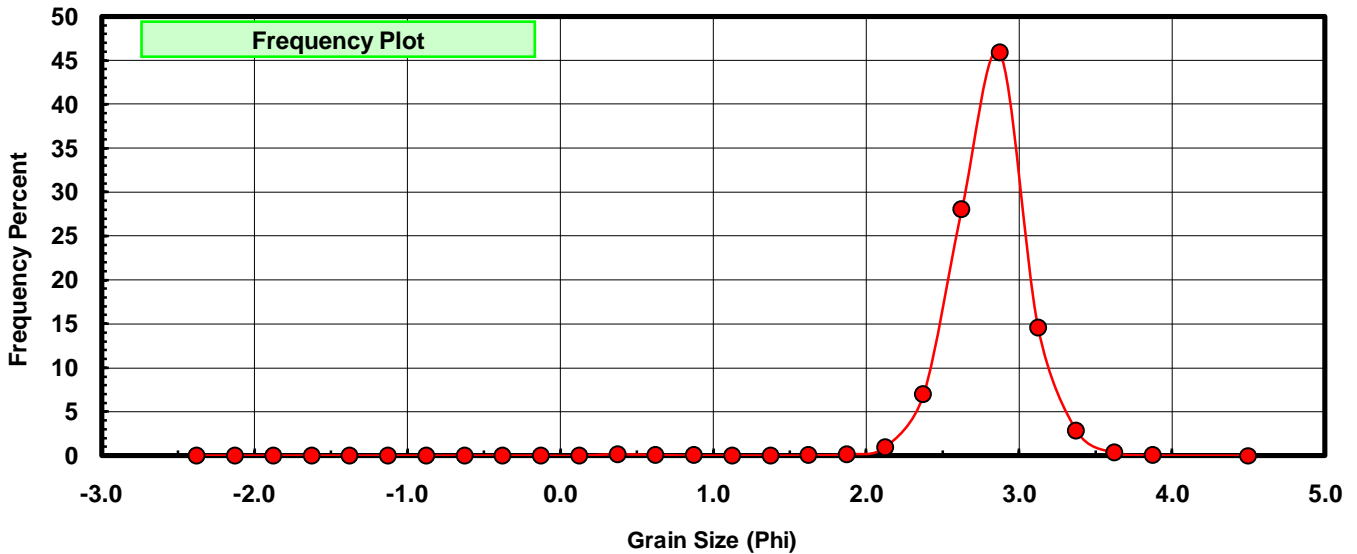
Sieve Size (phi)	Sieve Midpt (phi)	Weight (grams)	Freq Weight %	Cumulative Weight %
-2.25	-2.375	0.000	0.000	0.000
-2.00	-2.125	0.000	0.000	0.000
-1.75	-1.875	0.000	0.000	0.000
-1.50	-1.625	0.000	0.000	0.000
-1.25	-1.375	0.000	0.000	0.000
-1.00	-1.125	0.000	0.000	0.000
-0.75	-0.875	0.000	0.000	0.000
-0.50	-0.625	0.000	0.000	0.000
-0.25	-0.375	0.000	0.000	0.000
0.00	-0.125	0.000	0.000	0.000
0.25	0.125	0.000	0.000	0.000
0.50	0.375	0.107	0.162	0.162
0.75	0.625	0.043	0.065	0.227
1.00	0.875	0.013	0.020	0.246
1.25	1.125	0.006	0.009	0.255
1.50	1.375	0.007	0.011	0.266
1.75	1.625	0.019	0.029	0.295
2.00	1.875	0.104	0.157	0.452
2.25	2.125	0.619	0.936	1.388
2.50	2.375	4.605	6.961	8.349
2.75	2.625	18.541	28.028	36.377
3.00	2.875	30.317	45.830	82.207
3.25	3.125	9.643	14.577	96.785
3.50	3.375	1.872	2.830	99.615
3.75	3.625	0.218	0.330	99.944
4.00	3.875	0.026	0.039	99.983
5.00	4.500	0.011	0.017	100.000

Statistical Results			
Mean:	2.8087	phi	(0.1427 mm)
Standard Dev:	0.2692	phi-units	(0.8298 mm)
Skewness:	-1.6366	dimensionless	
Kurtosis:	17.3465	dimensionless	
5th Moment:	-126.1563	dimensionless	
6th Moment:	1145.7217	dimensionless	
RARD *	0.0959	dimensionless	
Median	2.6993	phi	(0.154 mm)

* RARD = reciprocal absolute relative dispersion (see below)

Statistical Explanation	
Calculations based on the Method of Moments	
Skewness: 3rd Stand. Moment; Exact Gaussian = 0.0	
Kurtosis: 4th Stand. Moment; Exact Gaussian = 3.0	
For Further Explanation, See Basille et al. 2002	
Millimeter data calculated by $mm = 2^{-(\phi)}$	

Reciprocal Absolute Relative Dispersion (RARD) Scale	
< 0.5	Excellent homogeneity (e.g., beaches)
0.5 to 1.0	Good homogeneity
1.0 to 1.33	Fair homogeneity
> 1.33	Poor homogeneity (e.g., glacial)



LE-38-BB

