

## Onshore Grab Sample

Sample: LE-37-BB  
Sample Taken By: D. Phelps  
Sample Collected On: 1/13/10  
Splits? N/A

County: Lee  
Latitude: 26° 26' 13.8"  
Longitude: 82° 02' 23"  
Datum: WGS 84  
Surf. Elev: N/A  
Datum: N/A

### Fine Data Summary

Total Sample Weight	68.08 grams
Total Fines in Sample	0.205 grams
Total Percent Fines	0.30 %

### Dry Sieving Summary

Total Sample Weight	67.662 grams
Total Digested Weight	60.619 grams
Total Carbonate Weight	7.043 grams
Total Silica %	89.59 %
Total Carbonate %	10.41 %
Carbonate/Silica Ratio	0.116

### General Comments:

None

### Description

Worked By: M. Ladle

# Pre-Digestion Grain Size Distribution

Onshore Grab Sample

Sample: LE-37-BB

Total Sample Mass: 67.662 grams

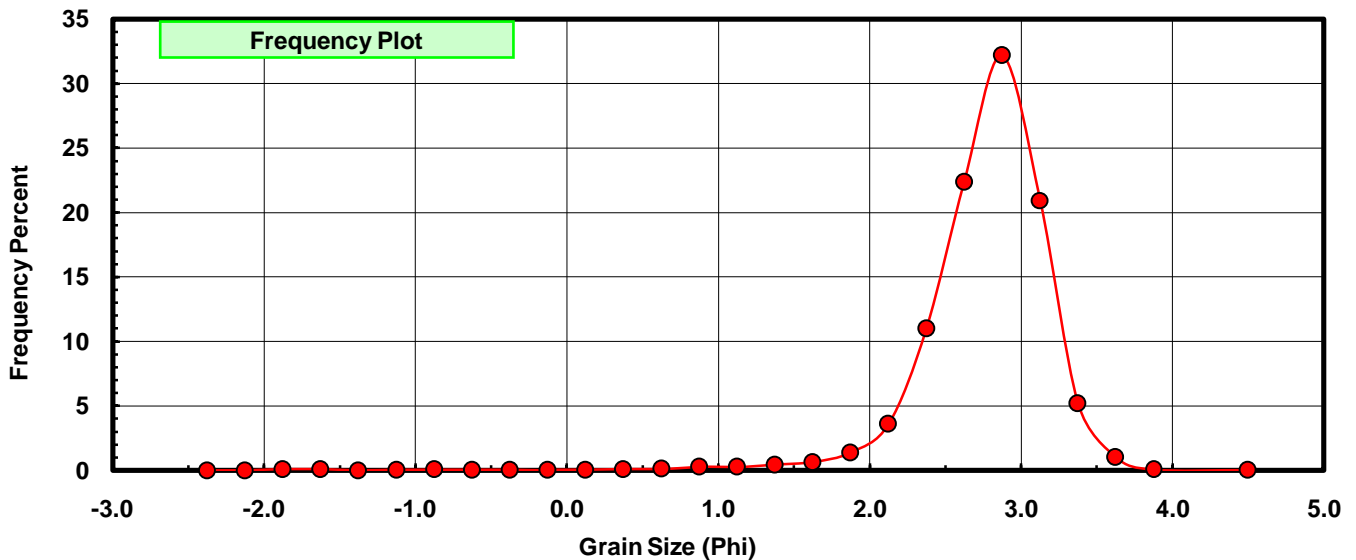
Sieve Size (phi)	Sieve Midpt (phi)	Weight (grams)	Freq Weight %	Cumulative Weight %
-2.25	-2.375	0.000	0.000	0.000
-2.00	-2.125	0.000	0.000	0.000
-1.75	-1.875	0.066	0.098	0.098
-1.50	-1.625	0.053	0.078	0.176
-1.25	-1.375	0.000	0.000	0.176
-1.00	-1.125	0.019	0.028	0.204
-0.75	-0.875	0.037	0.055	0.259
-0.50	-0.625	0.029	0.043	0.301
-0.25	-0.375	0.029	0.043	0.344
0.00	-0.125	0.019	0.028	0.372
0.25	0.125	0.033	0.049	0.421
0.50	0.375	0.060	0.089	0.510
0.75	0.625	0.080	0.118	0.628
1.00	0.875	0.177	0.262	0.890
1.25	1.125	0.177	0.262	1.151
1.50	1.375	0.291	0.430	1.581
1.75	1.625	0.437	0.646	2.227
2.00	1.875	0.929	1.373	3.600
2.25	2.125	2.434	3.597	7.198
2.50	2.375	7.429	10.980	18.177
2.75	2.625	15.129	22.360	40.537
3.00	2.875	21.770	32.175	72.711
3.25	3.125	14.175	20.950	93.661
3.50	3.375	3.515	5.195	98.856
3.75	3.625	0.697	1.030	99.886
4.00	3.875	0.051	0.075	99.962
5.00	4.50	0.026	0.038	100.000

Statistical Results			
Mean:	2.7653	phi	(0.1471 mm)
Standard Dev:	0.4648	phi-units	(0.7246 mm)
Skewness:	-3.2474	dimensionless	
Kurtosis:	26.4643	dimensionless	
5th Moment:	-218.2986	dimensionless	
6th Moment:	1964.4490	dimensionless	
RARD *	0.1681	dimensionless	
Median	2.6985	phi	(0.154 mm)

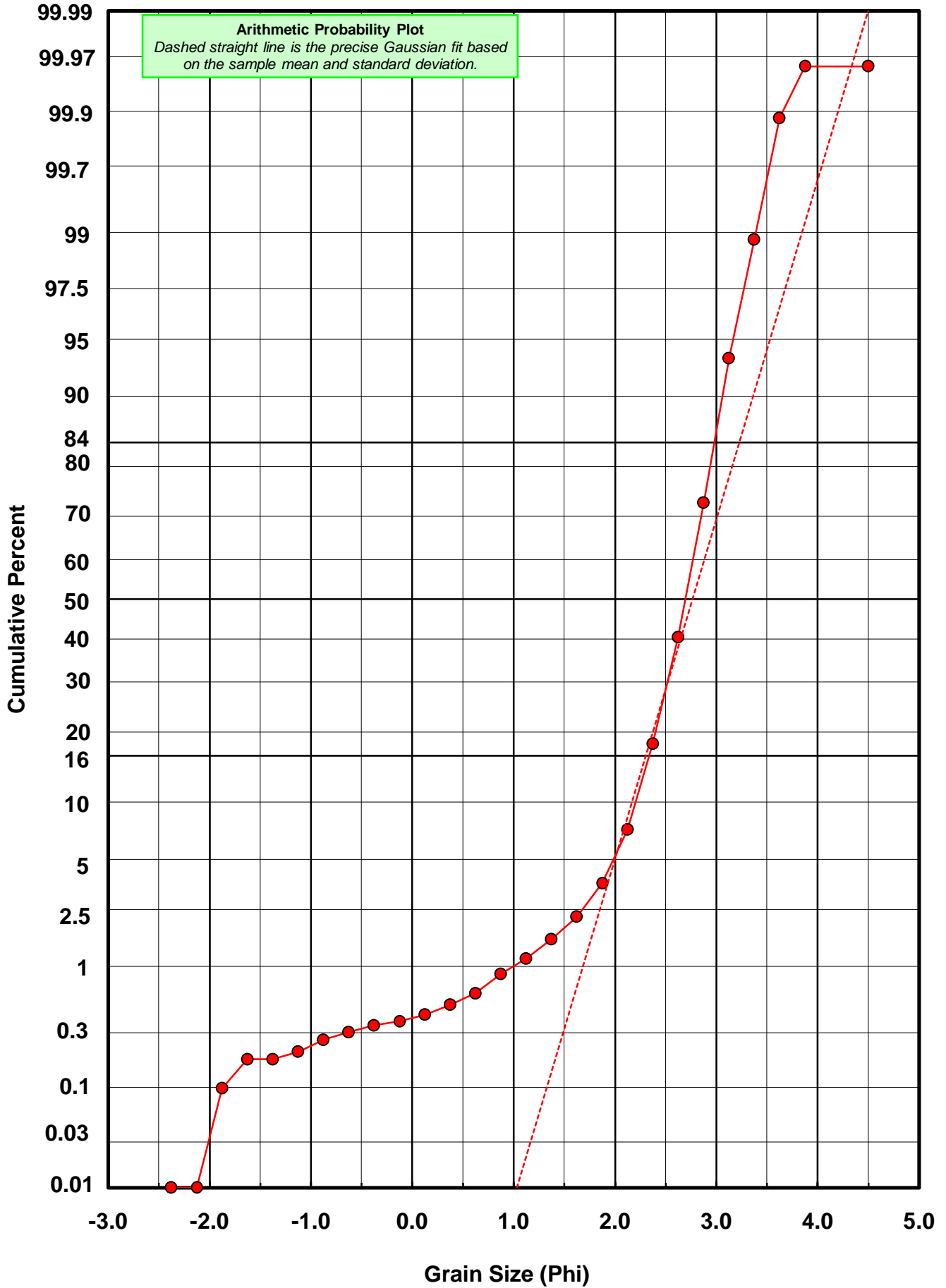
\* RARD = reciprocal absolute relative dispersion (see below)

Statistical Explanation	
Calculations based on the Method of Moments	
Skewness: 3rd Stand. Moment; Exact Gaussian = 0.0	
Kurtosis: 4th Stand. Moment; Exact Gaussian = 3.0	
For Further Explanation, See Basille et al. 2002	
Millimeter data calculated by $mm = 2^{-(\phi)}$	

Reciprocal Absolute Relative Dispersion (RARD) Scale	
< 0.5	Excellent homogeneity (e.g., beaches)
0.5 to 1.0	Good homogeneity
1.0 to 1.33	Fair homogeneity
> 1.33	Poor homogeneity (e.g., glacial)



# LE-37-BB



# Carbonate Grain Size Distribution

Onshore Grab Sample

Sample: LE-37-BB

Total Carbonate Mass: 11.845 grams

% Carbonate: 10.4 %

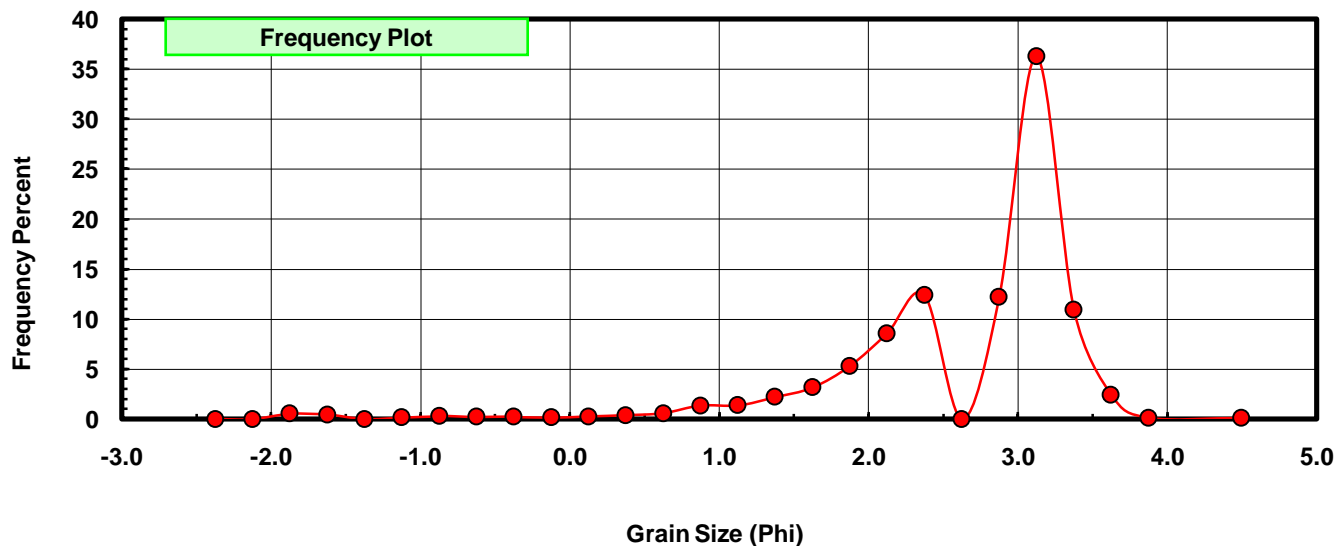
Sieve Size (phi)	Sieve Midpt (phi)	Weight (grams)	Freq Weight %	Cumulative Weight %
-2.25	-2.375	0.000	0.000	0.000
-2.00	-2.125	0.000	0.000	0.000
-1.75	-1.875	0.066	0.557	0.557
-1.50	-1.625	0.053	0.447	1.005
-1.25	-1.375	0.000	0.000	1.005
-1.00	-1.125	0.019	0.160	1.165
-0.75	-0.875	0.037	0.312	1.477
-0.50	-0.625	0.029	0.245	1.722
-0.25	-0.375	0.029	0.245	1.967
0.00	-0.125	0.019	0.160	2.127
0.25	0.125	0.033	0.279	2.406
0.50	0.375	0.046	0.388	2.794
0.75	0.625	0.071	0.599	3.394
1.00	0.875	0.162	1.368	4.762
1.25	1.125	0.164	1.385	6.146
1.50	1.375	0.265	2.237	8.383
1.75	1.625	0.375	3.166	11.549
2.00	1.875	0.630	5.319	16.868
2.25	2.125	1.018	8.594	25.462
2.50	2.375	1.472	12.427	37.889
2.75	2.625	0.000	0.000	37.889
3.00	2.875	1.444	12.191	50.080
3.25	3.125	4.297	36.277	86.357
3.50	3.375	1.294	10.924	97.282
3.75	3.625	0.291	2.457	99.738
4.00	3.875	0.017	0.144	99.882
5.00	4.500	0.014	0.118	100.000

Statistical Results			
Mean:	2.6207	phi	(0.1626 mm)
Standard Dev:	0.9141	phi-units	(0.5307 mm)
Skewness:	-2.1177	dimensionless	
Kurtosis:	9.0410	dimensionless	
5th Moment:	-37.5841	dimensionless	
6th Moment:	168.4346	dimensionless	
RARD *	0.3488	dimensionless	
Median	2.8734	phi	(0.1365 mm)

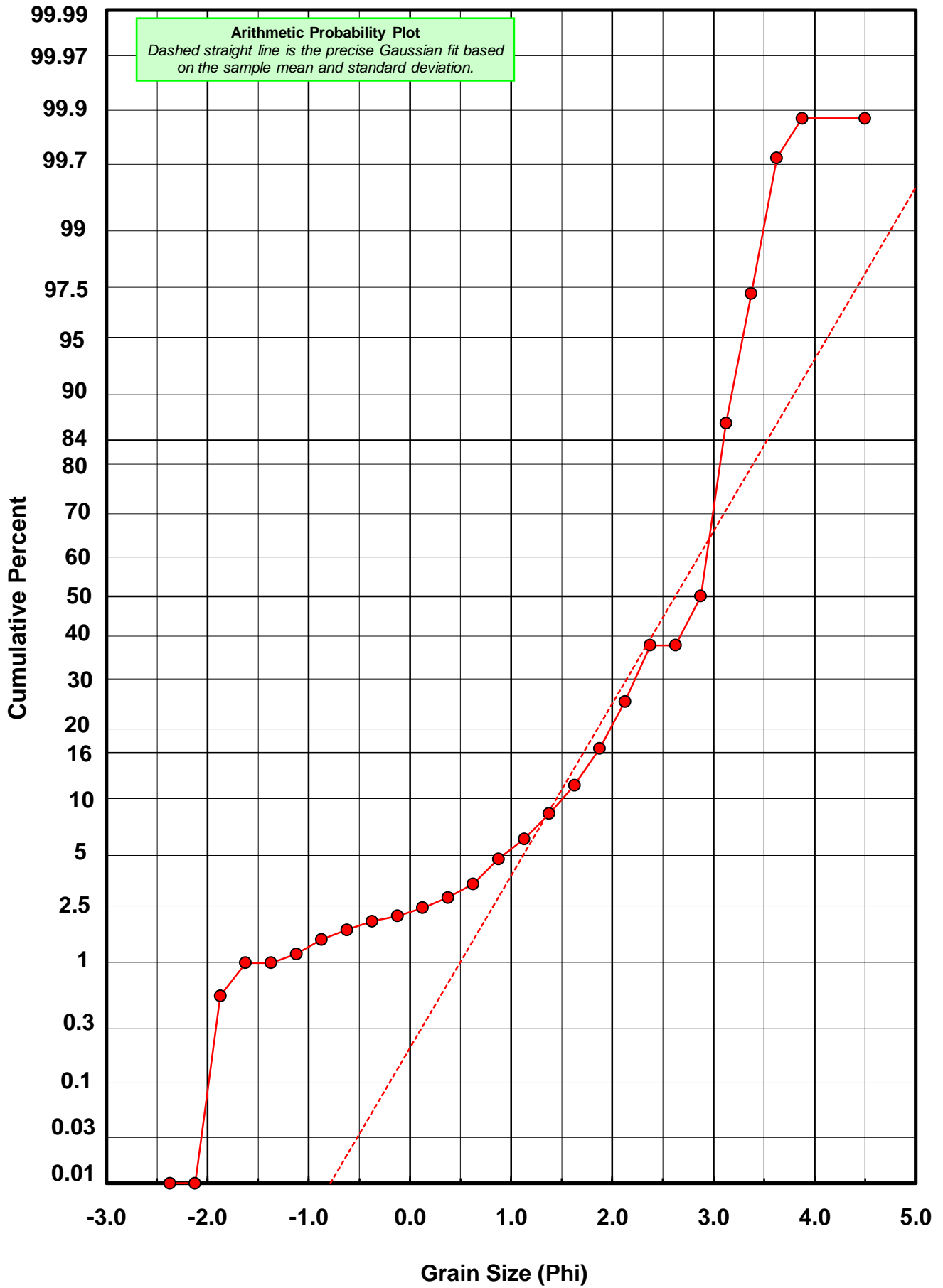
\* RARD = reciprocal absolute relative dispersion (see below)

Statistical Explanation	
Calculations based on the Method of Moments	
Skewness: 3rd Stand. Moment; Exact Gaussian = 0.0	
Kurtosis: 4th Stand. Moment; Exact Gaussian = 3.0	
For Further Explanation, See Basille et al. 2002	
Millimeter data calculated by $mm = 2^{-(\phi)}$	

Reciprocal Absolute Relative Dispersion (RARD) Scale	
< 0.5	Excellent homogeneity (e.g., beaches)
0.5 to 1.0	Good homogeneity
1.0 to 1.33	Fair homogeneity
> 1.33	Poor homogeneity (e.g., glacial)



# LE-37-BB



# Post-Digestion Grain Size Distribution

Onshore Grab Sample

Sample: LE-37-BB

Total Digested Mass: 60.619 grams

% Silica: 89.6 %

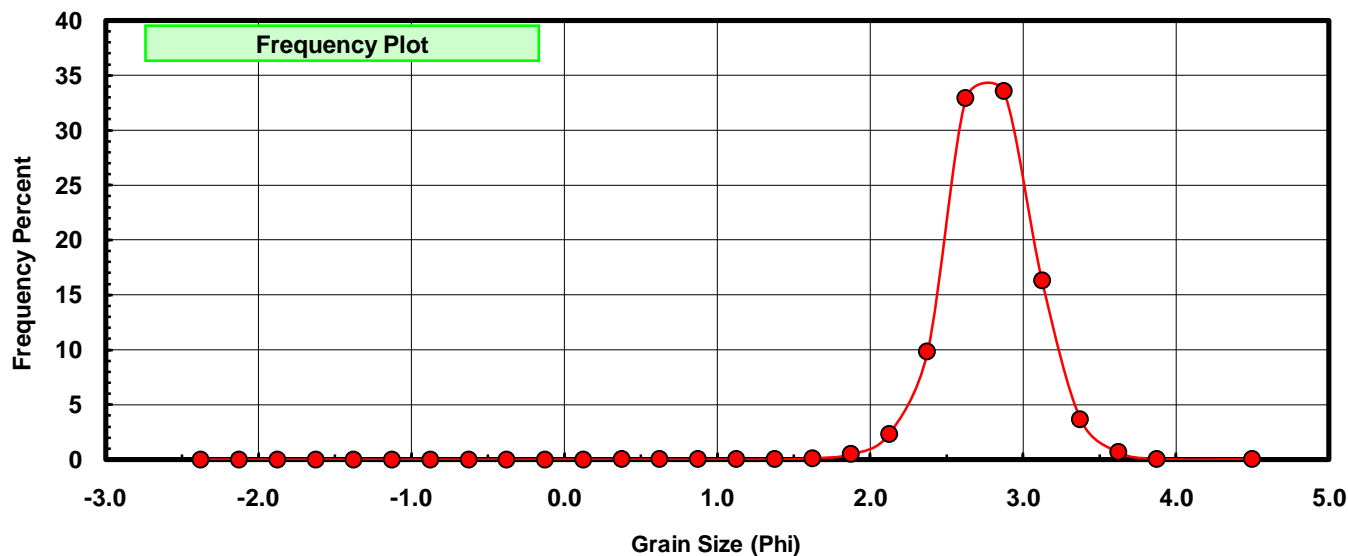
Sieve Size (phi)	Sieve Midpt (phi)	Weight (grams)	Freq Weight %	Cumulative Weight %
-2.25	-2.375	0.000	0.000	0.000
-2.00	-2.125	0.000	0.000	0.000
-1.75	-1.875	0.000	0.000	0.000
-1.50	-1.625	0.000	0.000	0.000
-1.25	-1.375	0.000	0.000	0.000
-1.00	-1.125	0.000	0.000	0.000
-0.75	-0.875	0.000	0.000	0.000
-0.50	-0.625	0.000	0.000	0.000
-0.25	-0.375	0.000	0.000	0.000
0.00	-0.125	0.000	0.000	0.000
0.25	0.125	0.000	0.000	0.000
0.50	0.375	0.014	0.023	0.023
0.75	0.625	0.009	0.015	0.038
1.00	0.875	0.015	0.025	0.063
1.25	1.125	0.013	0.021	0.084
1.50	1.375	0.026	0.043	0.127
1.75	1.625	0.062	0.102	0.229
2.00	1.875	0.299	0.493	0.723
2.25	2.125	1.416	2.336	3.058
2.50	2.375	5.957	9.827	12.885
2.75	2.625	19.931	32.879	45.765
3.00	2.875	20.326	33.531	79.295
3.25	3.125	9.878	16.295	95.590
3.50	3.375	2.221	3.664	99.254
3.75	3.625	0.406	0.670	99.924
4.00	3.875	0.034	0.056	99.980
5.00	4.500	0.012	0.020	100.000

Statistical Results			
Mean:	2.7825	phi	(0.1453 mm)
Standard Dev:	0.2944	phi-units	(0.8154 mm)
Skewness:	-0.3297	dimensionless	
Kurtosis:	5.7801	dimensionless	
5th Moment:	-16.5410	dimensionless	
6th Moment:	152.3002	dimensionless	
RARD *	0.1058	dimensionless	
Median	2.6566	phi	(0.1586 mm)

\* RARD = reciprocal absolute relative dispersion (see below)

Statistical Explanation	
Calculations based on the Method of Moments	
Skewness: 3rd Stand. Moment; Exact Gaussian = 0.0	
Kurtosis: 4th Stand. Moment; Exact Gaussian = 3.0	
For Further Explanation, See Basille et al. 2002	
Millimeter data calculated by $mm = 2^{-(\phi)}$	

Reciprocal Absolute Relative Dispersion (RARD) Scale	
< 0.5	Excellent homogeneity (e.g., beaches)
0.5 to 1.0	Good homogeneity
1.0 to 1.33	Fair homogeneity
> 1.33	Poor homogeneity (e.g., glacial)



# LE-37-BB

