

## Onshore Grab Sample

Sample: LE-28-BB  
Sample Taken By: D. Phelps  
Sample Collected On: 1/13/10  
Splits? N/A

County: Lee  
Latitude: 26° 27' 46.6"  
Longitude: 82° 09' 50.6"  
Datum: WGS 84  
Surf. Elev: N/A  
Datum: N/A

### Fine Data Summary

Total Sample Weight	0 grams
Total Fines in Sample	0.013 grams
Total Percent Fines	100.00 %

### Dry Sieving Summary

Total Sample Weight	60.712 grams
Total Digested Weight	38.523 grams
Total Carbonate Weight	22.189 grams
Total Silica %	63.45 %
Total Carbonate %	36.55 %
Carbonate/Silica Ratio	0.576

### General Comments:

Forgot to weigh sample before Wet Sieving

### Description

Worked By: M. Ladle

# Pre-Digestion Grain Size Distribution

Onshore Grab Sample

Sample: LE-28-BB

Total Sample Mass: 60.712 grams

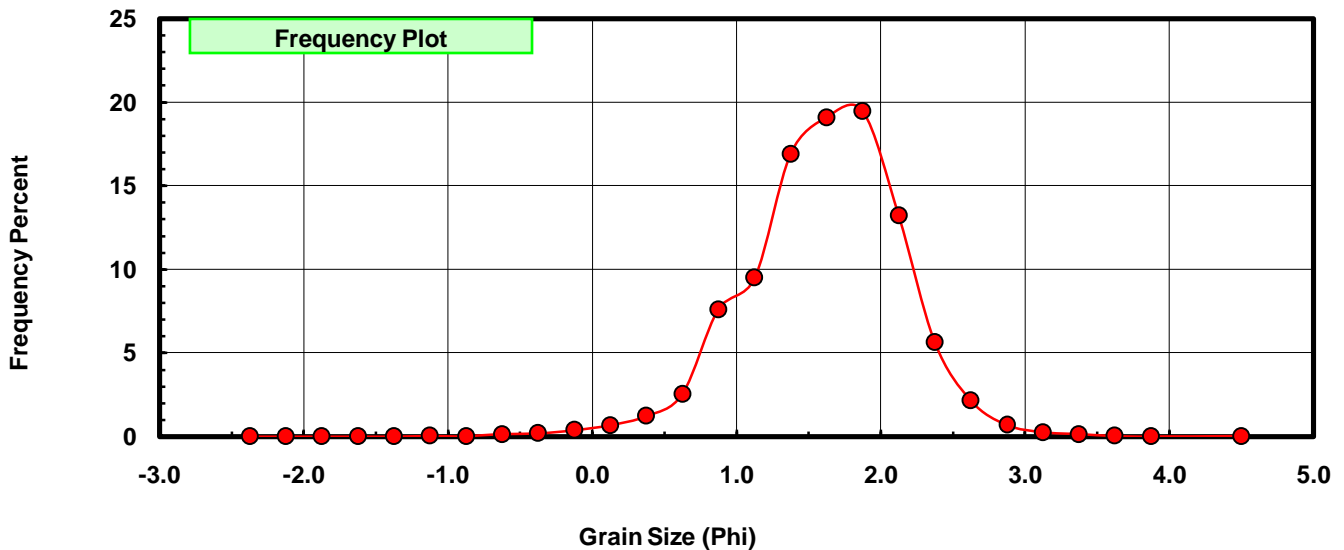
Sieve Size (phi)	Sieve Midpt (phi)	Weight (grams)	Freq Weight %	Cumulative Weight %
-2.25	-2.375	0.000	0.000	0.000
-2.00	-2.125	0.000	0.000	0.000
-1.75	-1.875	0.000	0.000	0.000
-1.50	-1.625	0.000	0.000	0.000
-1.25	-1.375	0.000	0.000	0.000
-1.00	-1.125	0.026	0.043	0.043
-0.75	-0.875	0.016	0.026	0.069
-0.50	-0.625	0.081	0.133	0.203
-0.25	-0.375	0.118	0.194	0.397
0.00	-0.125	0.231	0.380	0.777
0.25	0.125	0.408	0.672	1.449
0.50	0.375	0.751	1.237	2.686
0.75	0.625	1.555	2.561	5.248
1.00	0.875	4.616	7.603	12.851
1.25	1.125	5.766	9.497	22.348
1.50	1.375	10.263	16.904	39.253
1.75	1.625	11.594	19.097	58.349
2.00	1.875	11.815	19.461	77.810
2.25	2.125	8.018	13.207	91.017
2.50	2.375	3.435	5.658	96.674
2.75	2.625	1.308	2.154	98.829
3.00	2.875	0.426	0.702	99.531
3.25	3.125	0.155	0.255	99.786
3.50	3.375	0.084	0.138	99.924
3.75	3.625	0.023	0.038	99.962
4.00	3.875	0.010	0.016	99.979
5.00	4.50	0.013	0.021	100.000

Statistical Results			
Mean:	1.6071	phi	(0.3283 mm)
Standard Dev:	0.5444	phi-units	(0.6857 mm)
Skewness:	-0.3962	dimensionless	
Kurtosis:	4.2549	dimensionless	
5th Moment:	-4.9046	dimensionless	
6th Moment:	42.5722	dimensionless	
RARD *	0.3387	dimensionless	
Median	1.5157	phi	(0.3497 mm)

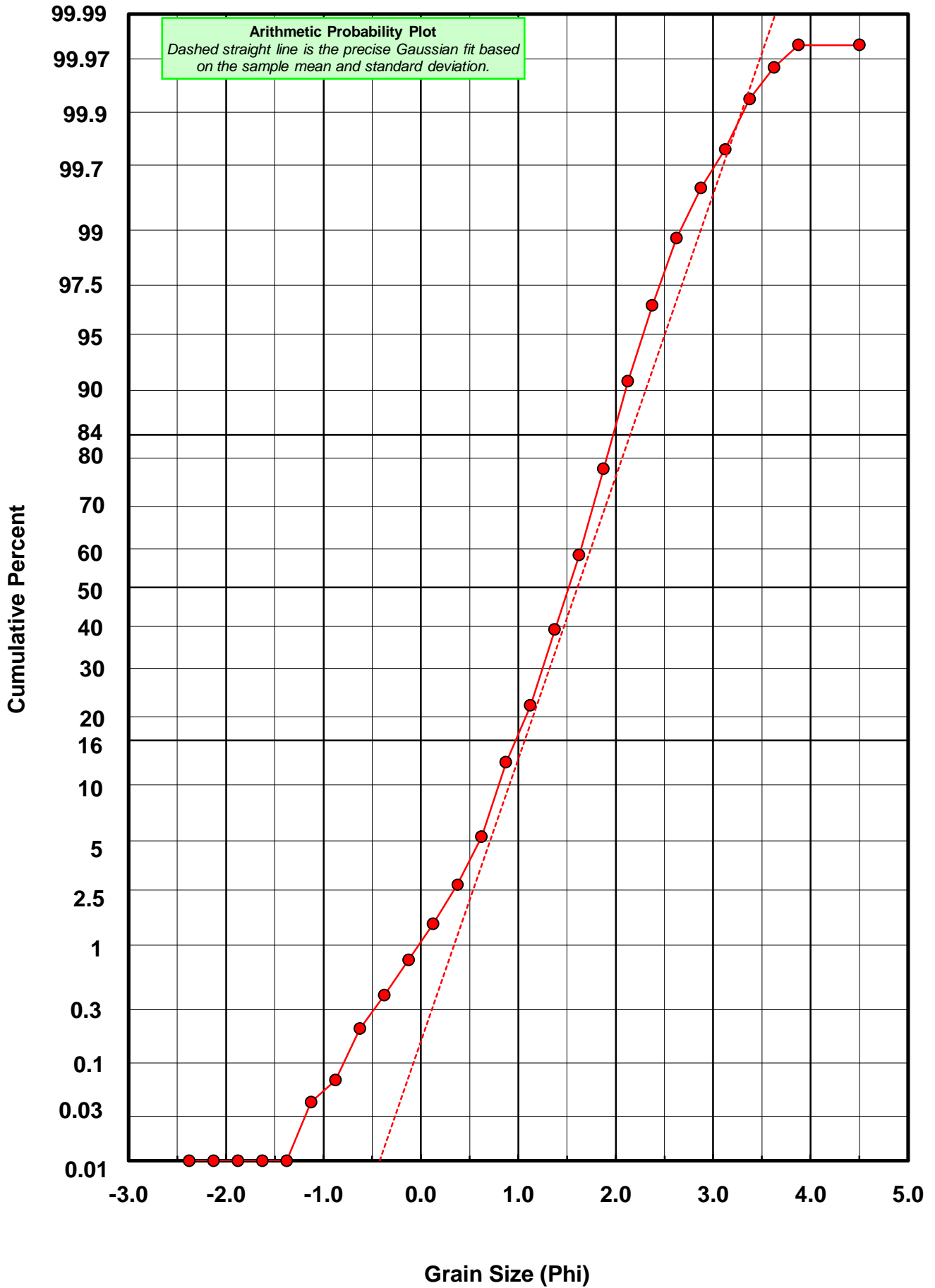
\* RARD = reciprocal absolute relative dispersion (see below)

Statistical Explanation	
Calculations based on the Method of Moments	
Skewness: 3rd Stand. Moment; Exact Gaussian = 0.0	
Kurtosis: 4th Stand. Moment; Exact Gaussian = 3.0	
For Further Explanation, See Basille et al. 2002	
Millimeter data calculated by $mm = 2^{-(\phi)}$	

Reciprocal Absolute Relative Dispersion (RARD) Scale	
< 0.5	Excellent homogeneity (e.g., beaches)
0.5 to 1.0	Good homogeneity
1.0 to 1.33	Fair homogeneity
> 1.33	Poor homogeneity (e.g., glacial)



# LE-28-BB



# Carbonate Grain Size Distribution

Onshore Grab Sample

Sample: LE-28-BB

Total Carbonate Mass: 22.852 grams

% Carbonate: 36.5 %

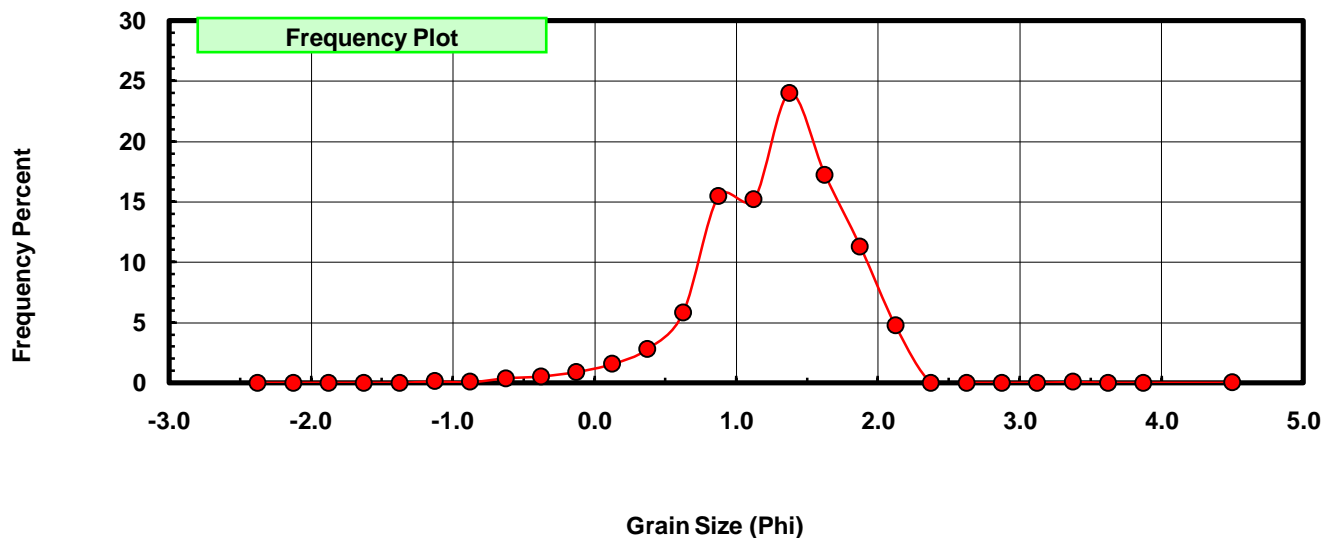
Sieve Size (phi)	Sieve Midpt (phi)	Weight (grams)	Freq Weight %	Cumulative Weight %
-2.25	-2.375	0.000	0.000	0.000
-2.00	-2.125	0.000	0.000	0.000
-1.75	-1.875	0.000	0.000	0.000
-1.50	-1.625	0.000	0.000	0.000
-1.25	-1.375	0.000	0.000	0.000
-1.00	-1.125	0.026	0.114	0.114
-0.75	-0.875	0.016	0.070	0.184
-0.50	-0.625	0.081	0.354	0.538
-0.25	-0.375	0.118	0.516	1.055
0.00	-0.125	0.205	0.897	1.952
0.25	0.125	0.358	1.567	3.518
0.50	0.375	0.638	2.792	6.310
0.75	0.625	1.326	5.803	12.113
1.00	0.875	3.528	15.438	27.551
1.25	1.125	3.467	15.172	42.723
1.50	1.375	5.481	23.985	66.708
1.75	1.625	3.932	17.206	83.914
2.00	1.875	2.578	11.281	95.195
2.25	2.125	1.081	4.730	99.926
2.50	2.375	0.000	0.000	99.926
2.75	2.625	0.000	0.000	99.926
3.00	2.875	0.000	0.000	99.926
3.25	3.125	0.000	0.000	99.926
3.50	3.375	0.014	0.061	99.987
3.75	3.625	0.000	0.000	99.987
4.00	3.875	0.000	0.000	99.987
5.00	4.500	0.003	0.013	100.000

Statistical Results			
Mean:	1.2714	phi	(0.4143 mm)
Standard Dev:	0.5139	phi-units	(0.7003 mm)
Skewness:	-0.7049	dimensionless	
Kurtosis:	4.4757	dimensionless	
5th Moment:	-7.9196	dimensionless	
6th Moment:	51.0513	dimensionless	
RARD *	0.4042	dimensionless	
Median	1.2009	phi	(0.435 mm)

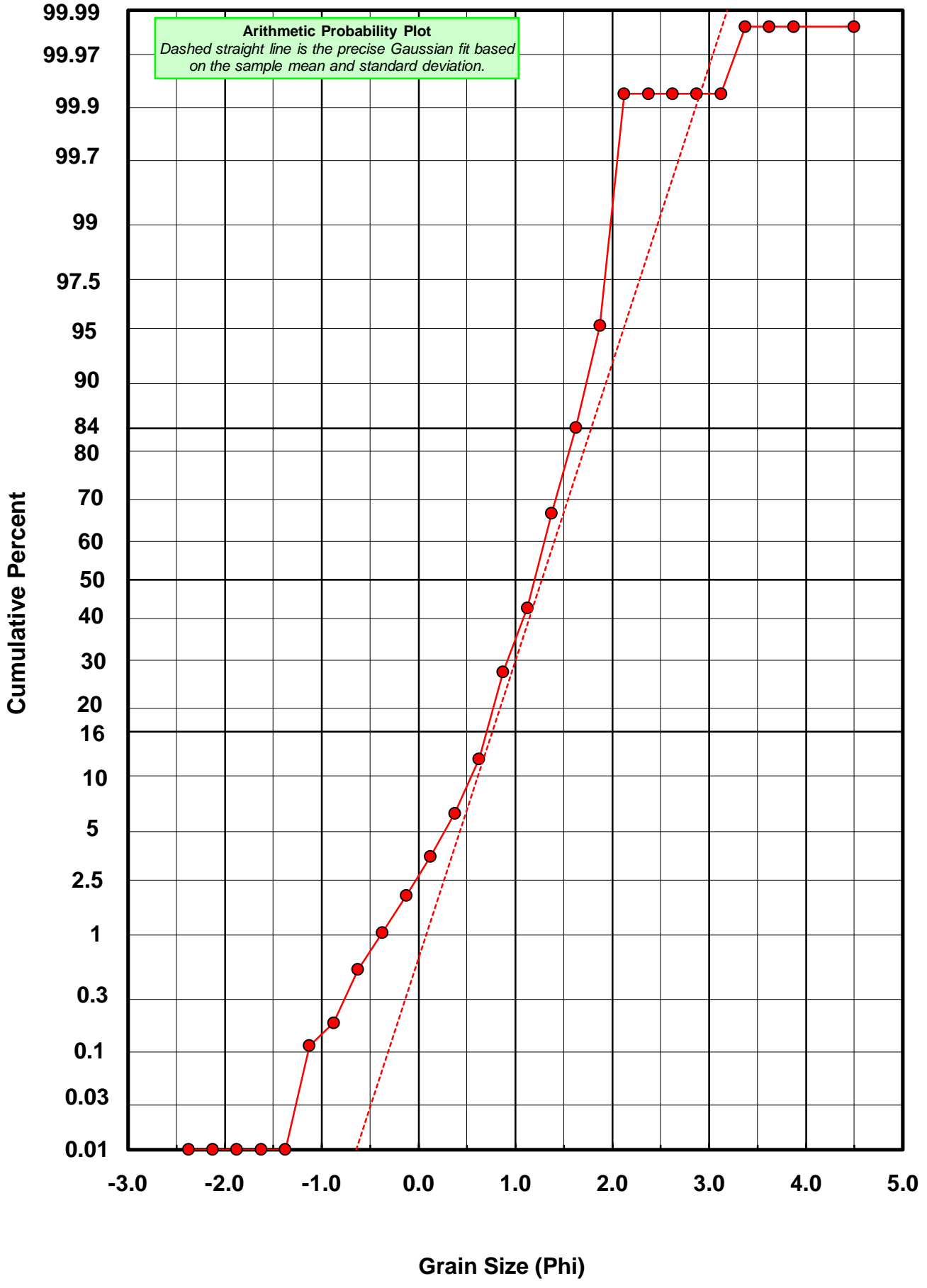
\* RARD = reciprocal absolute relative dispersion (see below)

Statistical Explanation	
Calculations based on the Method of Moments	
Skewness: 3rd Stand. Moment; Exact Gaussian = 0.0	
Kurtosis: 4th Stand. Moment; Exact Gaussian = 3.0	
For Further Explanation, See Basille et al. 2002	
Millimeter data calculated by $mm = 2^{-(\phi)}$	

Reciprocal Absolute Relative Dispersion (RARD) Scale	
< 0.5	Excellent homogeneity (e.g., beaches)
0.5 to 1.0	Good homogeneity
1.0 to 1.33	Fair homogeneity
> 1.33	Poor homogeneity (e.g., glacial)



# LE-28-BB



# Post-Digestion Grain Size Distribution

Onshore Grab Sample

Sample: LE-28-BB

Total Digested Mass: 38.523 grams

% Silica: 63.5 %

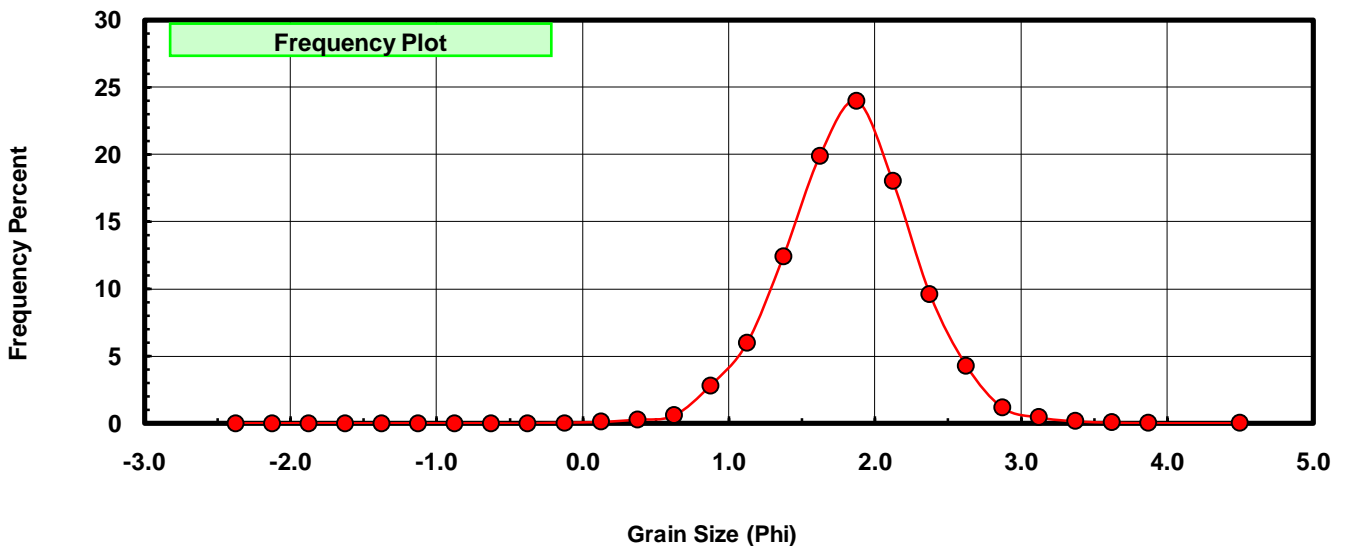
Sieve Size (phi)	Sieve Midpt (phi)	Weight (grams)	Freq Weight %	Cumulative Weight %
-2.25	-2.375	0.000	0.000	0.000
-2.00	-2.125	0.000	0.000	0.000
-1.75	-1.875	0.000	0.000	0.000
-1.50	-1.625	0.000	0.000	0.000
-1.25	-1.375	0.000	0.000	0.000
-1.00	-1.125	0.000	0.000	0.000
-0.75	-0.875	0.000	0.000	0.000
-0.50	-0.625	0.000	0.000	0.000
-0.25	-0.375	0.000	0.000	0.000
0.00	-0.125	0.026	0.067	0.067
0.25	0.125	0.050	0.130	0.197
0.50	0.375	0.113	0.293	0.491
0.75	0.625	0.229	0.594	1.085
1.00	0.875	1.088	2.824	3.909
1.25	1.125	2.299	5.968	9.877
1.50	1.375	4.782	12.413	22.291
1.75	1.625	7.662	19.889	42.180
2.00	1.875	9.237	23.978	66.158
2.25	2.125	6.937	18.007	84.165
2.50	2.375	3.700	9.605	93.770
2.75	2.625	1.652	4.288	98.058
3.00	2.875	0.450	1.168	99.226
3.25	3.125	0.174	0.452	99.678
3.50	3.375	0.070	0.182	99.860
3.75	3.625	0.032	0.083	99.943
4.00	3.875	0.012	0.031	99.974
5.00	4.500	0.010	0.026	100.000

Statistical Results			
Mean:	1.8228	phi	(0.2827 mm)
Standard Dev:	0.4675	phi-units	(0.7232 mm)
Skewness:	-0.0123	dimensionless	
Kurtosis:	3.9008	dimensionless	
5th Moment:	1.2190	dimensionless	
6th Moment:	35.9598	dimensionless	
RARD *	0.2565	dimensionless	
Median	1.7065	phi	(0.3064 mm)

\* RARD = reciprocal absolute relative dispersion (see below)

Statistical Explanation	
Calculations based on the Method of Moments	
Skewness: 3rd Stand. Moment; Exact Gaussian = 0.0	
Kurtosis: 4th Stand. Moment; Exact Gaussian = 3.0	
For Further Explanation, See Basille et al. 2002	
Millimeter data calculated by $mm = 2^{-(\phi)}$	

Reciprocal Absolute Relative Dispersion (RARD) Scale	
< 0.5	Excellent homogeneity (e.g., beaches)
0.5 to 1.0	Good homogeneity
1.0 to 1.33	Fair homogeneity
> 1.33	Poor homogeneity (e.g., glacial)



# LE-28-BB

