

Onshore Grab Sample

Sample: LE-27-BB
Sample Taken By: D. Phelps
Sample Collected On: 1/13/10
Splits? N/A

County: Lee
Latitude: 26° 28' 14.4"
Longitude: 82° 10' 25.3"
Datum: WGS 84
Surf. Elev: N/A
Datum: N/A

Fine Data Summary

Total Sample Weight	0 grams
Total Fines in Sample	0.011 grams
Total Percent Fines	100.00 %

Dry Sieving Summary

Total Sample Weight	62.610 grams
Total Digested Weight	37.036 grams
Total Carbonate Weight	25.574 grams
Total Silica %	59.15 %
Total Carbonate %	40.85 %
Carbonate/Silica Ratio	0.691

General Comments:

Forgot to weigh sample before Wet Sieving

Description

Worked By: M. Ladle

Pre-Digestion Grain Size Distribution

Onshore Grab Sample

Sample: LE-27-BB

Total Sample Mass: 62.610 grams

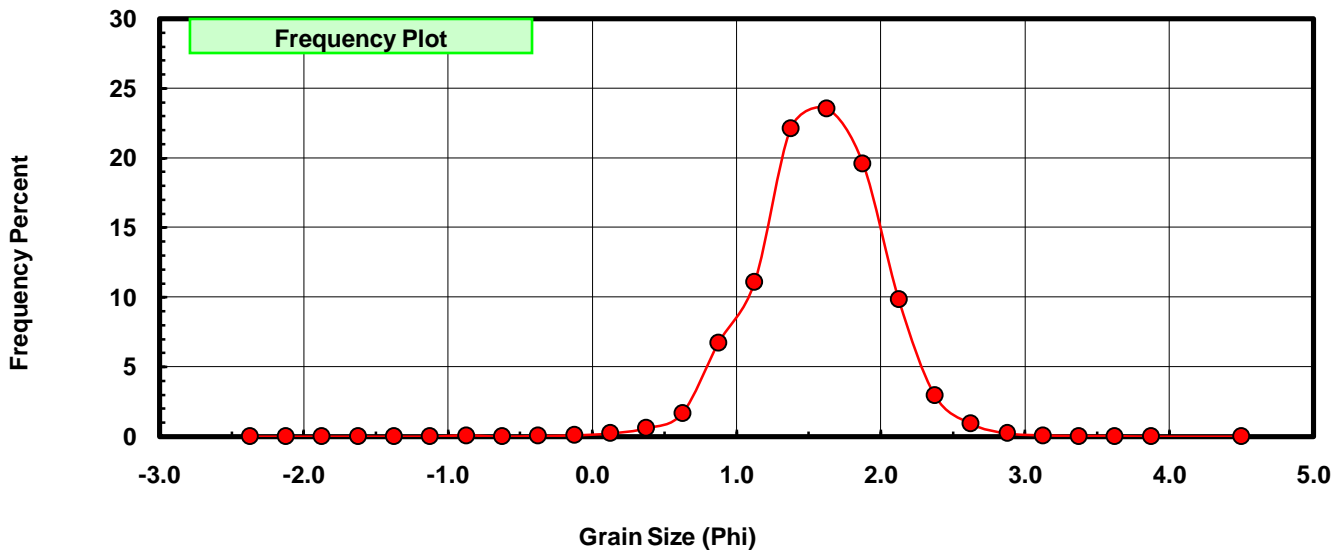
Sieve Size (phi)	Sieve Midpt (phi)	Weight (grams)	Freq Weight %	Cumulative Weight %
-2.25	-2.375	0.000	0.000	0.000
-2.00	-2.125	0.000	0.000	0.000
-1.75	-1.875	0.000	0.000	0.000
-1.50	-1.625	0.000	0.000	0.000
-1.25	-1.375	0.000	0.000	0.000
-1.00	-1.125	0.000	0.000	0.000
-0.75	-0.875	0.044	0.070	0.070
-0.50	-0.625	0.010	0.016	0.086
-0.25	-0.375	0.033	0.053	0.139
0.00	-0.125	0.057	0.091	0.230
0.25	0.125	0.146	0.233	0.463
0.50	0.375	0.383	0.612	1.075
0.75	0.625	1.057	1.688	2.763
1.00	0.875	4.207	6.719	9.483
1.25	1.125	6.951	11.102	20.585
1.50	1.375	13.841	22.107	42.691
1.75	1.625	14.740	23.543	66.234
2.00	1.875	12.265	19.590	85.823
2.25	2.125	6.165	9.847	95.670
2.50	2.375	1.864	2.977	98.647
2.75	2.625	0.587	0.938	99.585
3.00	2.875	0.152	0.243	99.828
3.25	3.125	0.052	0.083	99.911
3.50	3.375	0.021	0.034	99.944
3.75	3.625	0.015	0.024	99.968
4.00	3.875	0.009	0.014	99.982
5.00	4.50	0.011	0.018	100.000

Statistical Results			
Mean:	1.5671	phi	(0.3375 mm)
Standard Dev:	0.4401	phi-units	(0.7371 mm)
Skewness:	-0.1980	dimensionless	
Kurtosis:	4.6591	dimensionless	
5th Moment:	-2.6113	dimensionless	
6th Moment:	68.0969	dimensionless	
RARD *	0.2808	dimensionless	
Median	1.4526	phi	(0.3654 mm)

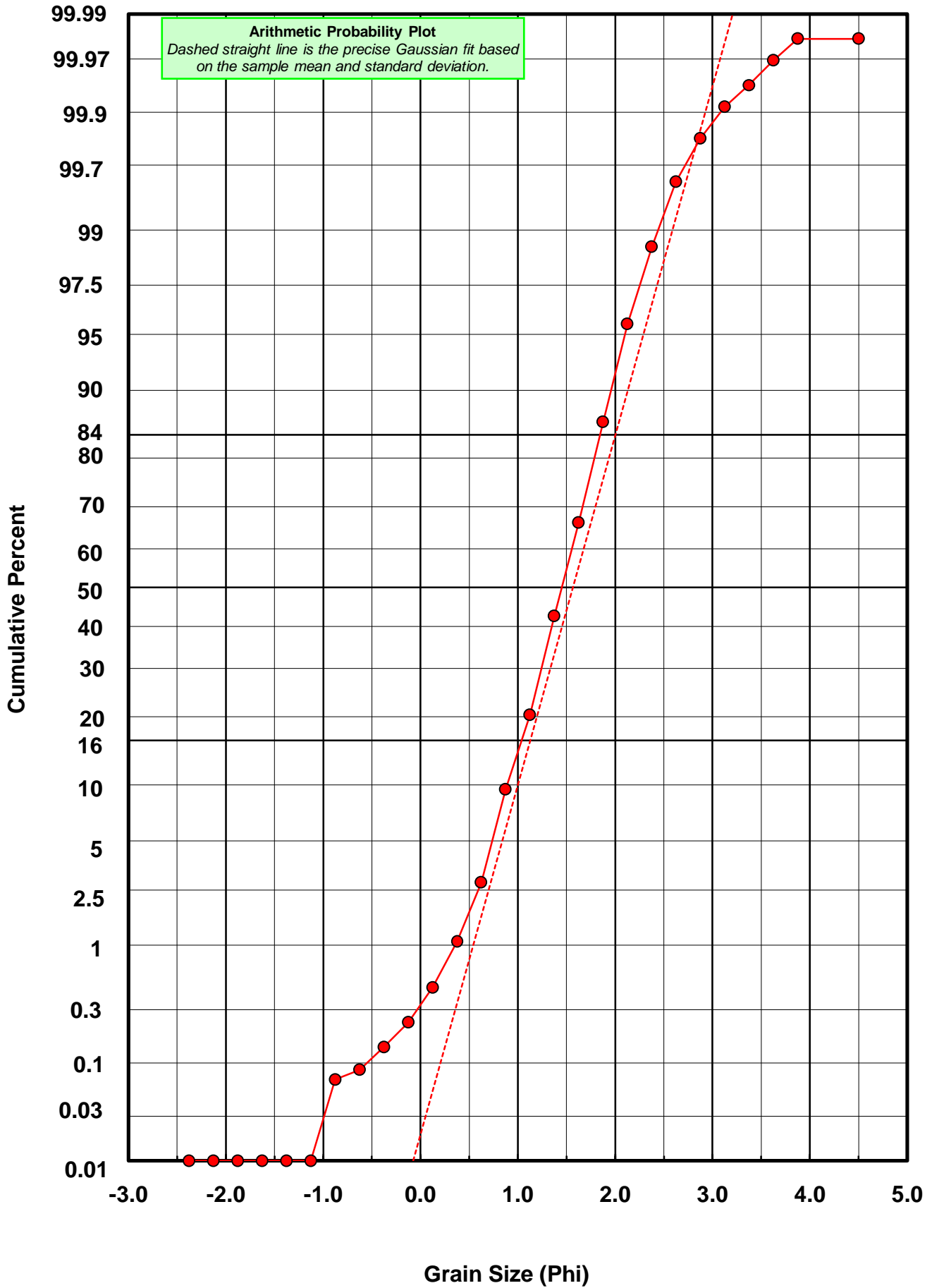
* RARD = reciprocal absolute relative dispersion (see below)

Statistical Explanation	
Calculations based on the Method of Moments	
Skewness: 3rd Stand. Moment; Exact Gaussian = 0.0	
Kurtosis: 4th Stand. Moment; Exact Gaussian = 3.0	
For Further Explanation, See Basille et al. 2002	
Millimeter data calculated by $mm = 2^{(-phi)}$	

Reciprocal Absolute Relative Dispersion (RARD) Scale	
< 0.5	Excellent homogeneity (e.g., beaches)
0.5 to 1.0	Good homogeneity
1.0 to 1.33	Fair homogeneity
> 1.33	Poor homogeneity (e.g., glacial)



LE-27-BB



Carbonate Grain Size Distribution

Onshore Grab Sample

Sample: LE-27-BB

Total Carbonate Mass: 26.417 grams

% Carbonate: 40.8 %

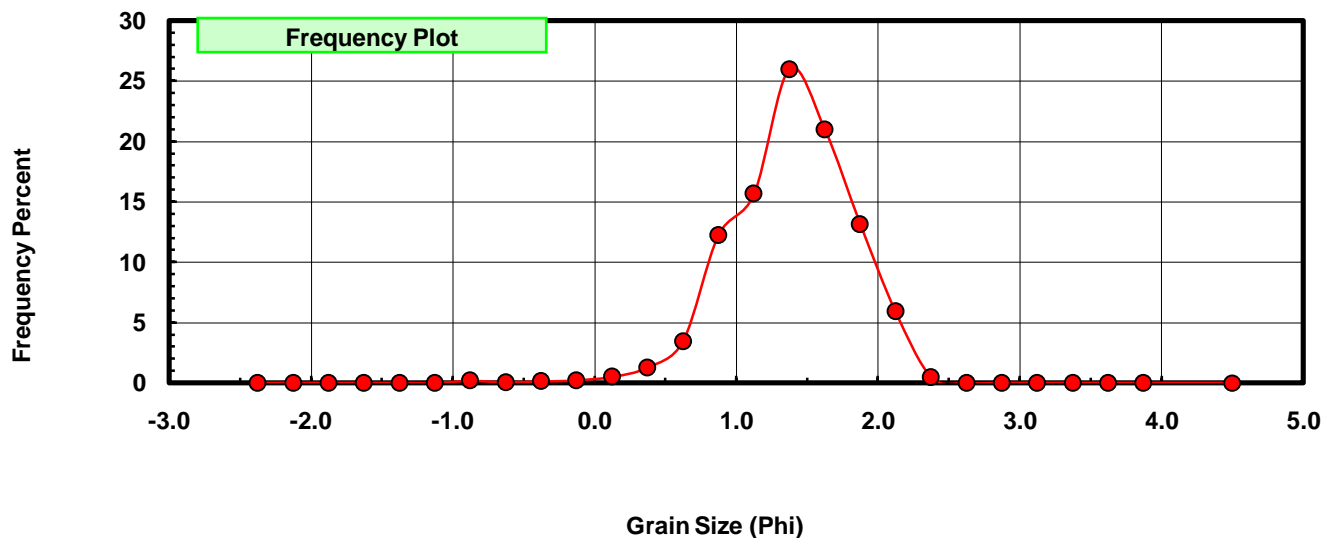
Sieve Size (phi)	Sieve Midpt (phi)	Weight (grams)	Freq Weight %	Cumulative Weight %
-2.25	-2.375	0.000	0.000	0.000
-2.00	-2.125	0.000	0.000	0.000
-1.75	-1.875	0.000	0.000	0.000
-1.50	-1.625	0.000	0.000	0.000
-1.25	-1.375	0.000	0.000	0.000
-1.00	-1.125	0.000	0.000	0.000
-0.75	-0.875	0.044	0.167	0.167
-0.50	-0.625	0.010	0.038	0.204
-0.25	-0.375	0.033	0.125	0.329
0.00	-0.125	0.051	0.193	0.522
0.25	0.125	0.129	0.488	1.011
0.50	0.375	0.335	1.268	2.279
0.75	0.625	0.905	3.426	5.705
1.00	0.875	3.225	12.208	17.913
1.25	1.125	4.135	15.653	33.566
1.50	1.375	6.862	25.976	59.541
1.75	1.625	5.535	20.952	80.494
2.00	1.875	3.469	13.132	93.625
2.25	2.125	1.562	5.913	99.538
2.50	2.375	0.121	0.458	99.996
2.75	2.625	0.000	0.000	99.996
3.00	2.875	0.000	0.000	99.996
3.25	3.125	0.000	0.000	99.996
3.50	3.375	0.000	0.000	99.996
3.75	3.625	0.000	0.000	99.996
4.00	3.875	0.000	0.000	99.996
5.00	4.500	0.001	0.004	100.000

Statistical Results			
Mean:	1.3878	phi	(0.3821 mm)
Standard Dev:	0.4349	phi-units	(0.7398 mm)
Skewness:	-0.5842	dimensionless	
Kurtosis:	4.4177	dimensionless	
5th Moment:	-10.5897	dimensionless	
6th Moment:	61.7388	dimensionless	
RARD *	0.3134	dimensionless	
Median	1.2832	phi	(0.4109 mm)

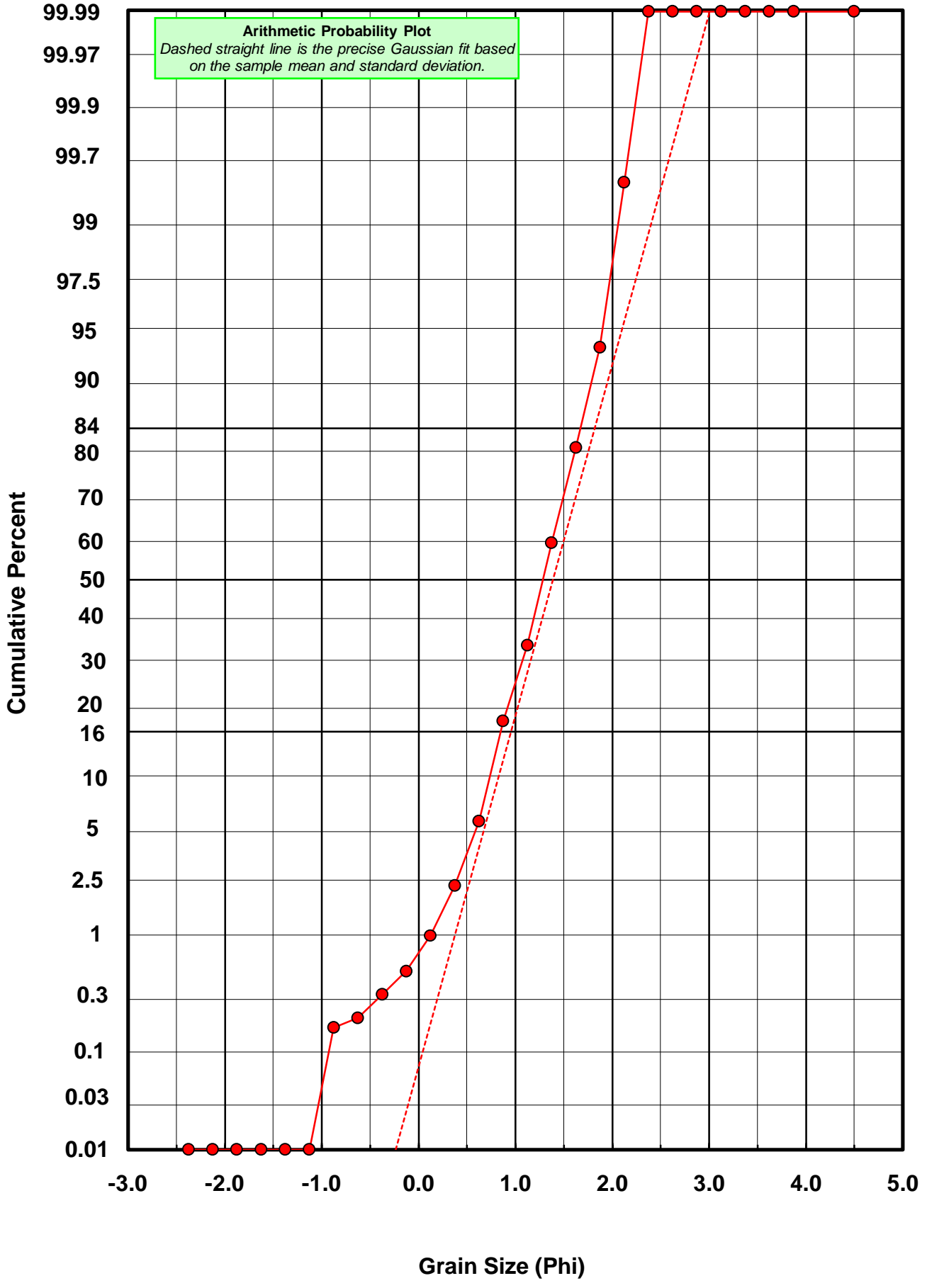
* RARD = reciprocal absolute relative dispersion (see below)

Statistical Explanation	
Calculations based on the Method of Moments	
Skewness: 3rd Stand. Moment; Exact Gaussian = 0.0	
Kurtosis: 4th Stand. Moment; Exact Gaussian = 3.0	
For Further Explanation, See Basille et al. 2002	
Millimeter data calculated by $mm = 2^{-(\phi)}$	

Reciprocal Absolute Relative Dispersion (RARD) Scale	
< 0.5	Excellent homogeneity (e.g., beaches)
0.5 to 1.0	Good homogeneity
1.0 to 1.33	Fair homogeneity
> 1.33	Poor homogeneity (e.g., glacial)



LE-27-BB



Post-Digestion Grain Size Distribution

Onshore Grab Sample

Sample: LE-27-BB

Total Digested Mass: 37.036 grams

% Silica: 59.2 %

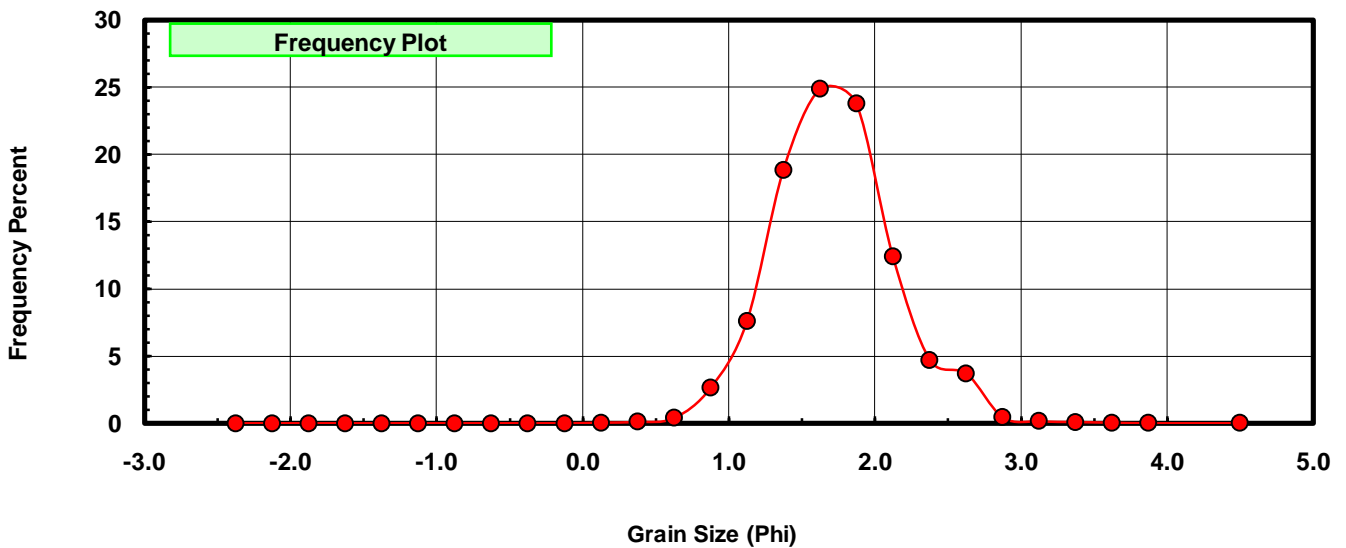
Sieve Size (phi)	Sieve Midpt (phi)	Weight (grams)	Freq Weight %	Cumulative Weight %
-2.25	-2.375	0.000	0.000	0.000
-2.00	-2.125	0.000	0.000	0.000
-1.75	-1.875	0.000	0.000	0.000
-1.50	-1.625	0.000	0.000	0.000
-1.25	-1.375	0.000	0.000	0.000
-1.00	-1.125	0.000	0.000	0.000
-0.75	-0.875	0.000	0.000	0.000
-0.50	-0.625	0.000	0.000	0.000
-0.25	-0.375	0.000	0.000	0.000
0.00	-0.125	0.006	0.016	0.016
0.25	0.125	0.017	0.046	0.062
0.50	0.375	0.048	0.130	0.192
0.75	0.625	0.152	0.410	0.602
1.00	0.875	0.982	2.651	3.254
1.25	1.125	2.816	7.603	10.857
1.50	1.375	6.979	18.844	29.701
1.75	1.625	9.205	24.854	54.555
2.00	1.875	8.796	23.750	78.305
2.25	2.125	4.603	12.428	90.733
2.50	2.375	1.743	4.706	95.440
2.75	2.625	1.380	3.726	99.166
3.00	2.875	0.172	0.464	99.630
3.25	3.125	0.062	0.167	99.797
3.50	3.375	0.037	0.100	99.897
3.75	3.625	0.019	0.051	99.949
4.00	3.875	0.009	0.024	99.973
5.00	4.500	0.010	0.027	100.000

Statistical Results			
Mean:	1.7198	phi	(0.3036 mm)
Standard Dev:	0.4224	phi-units	(0.7462 mm)
Skewness:	0.3657	dimensionless	
Kurtosis:	4.1412	dimensionless	
5th Moment:	6.9950	dimensionless	
6th Moment:	51.5230	dimensionless	
RARD *	0.2456	dimensionless	
Median	1.5792	phi	(0.3347 mm)

* RARD = reciprocal absolute relative dispersion (see below)

Statistical Explanation	
Calculations based on the Method of Moments	
Skewness: 3rd Stand. Moment; Exact Gaussian = 0.0	
Kurtosis: 4th Stand. Moment; Exact Gaussian = 3.0	
For Further Explanation, See Basille et al. 2002	
Millimeter data calculated by $mm = 2^{-(\phi)}$	

Reciprocal Absolute Relative Dispersion (RARD) Scale	
< 0.5	Excellent homogeneity (e.g., beaches)
0.5 to 1.0	Good homogeneity
1.0 to 1.33	Fair homogeneity
> 1.33	Poor homogeneity (e.g., glacial)



LE-27-BB

