

**Onshore Grab Sample**

**Sample:** LE-25-BB  
**Sample Taken By:** D. Phelps  
**Sample Collected On:** 11/7/09  
**Splits?** N/A

**County:** Lee  
**Latitude:** 26° 28' 59.1"  
**Longitude:** 82° 11' 2.8"  
**Datum:** WGS 84  
**Surf. Elev:** N/A  
**Datum:** N/A

**Fine Data Summary**

Total Sample Weight 67.931 grams  
Total Fines in Sample 0.261 grams  
Total Percent Fines 0.38 %

**Dry Sieving Summary**

Total Sample Weight 67.668 grams  
Total Digested Weight 20.995 grams  
Total Carbonate Weight 46.673 grams  
Total Silica % 31.03 %  
Total Carbonate % 68.97 %  
Carbonate/Silica Ratio 2.223

**General Comments:**

None

**Description**

Worked By: M. Ladle

# Pre-Digestion Grain Size Distribution

Onshore Grab Sample

Sample: LE-25-BB

Total Sample Mass: 67.668 grams

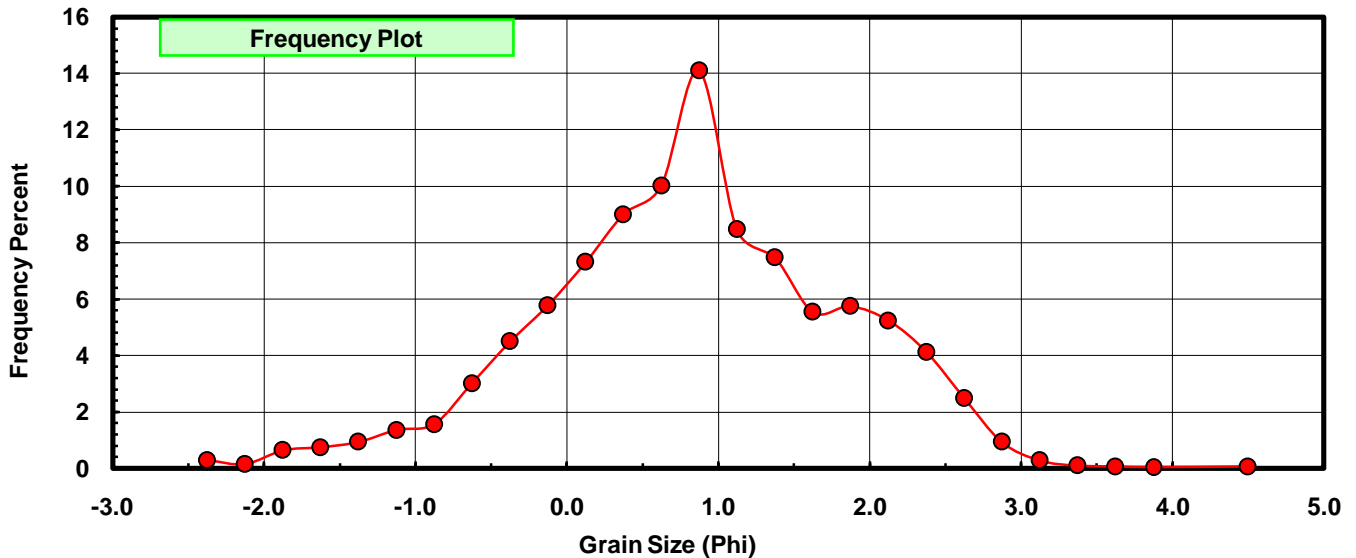
Sieve Size (phi)	Sieve Midpt (phi)	Weight (grams)	Freq Weight %	Cumulative Weight %
-2.25	-2.375	0.198	0.293	0.293
-2.00	-2.125	0.104	0.154	0.446
-1.75	-1.875	0.434	0.641	1.088
-1.50	-1.625	0.504	0.745	1.832
-1.25	-1.375	0.636	0.940	2.772
-1.00	-1.125	0.921	1.361	4.133
-0.75	-0.875	1.058	1.564	5.697
-0.50	-0.625	2.037	3.010	8.707
-0.25	-0.375	3.047	4.503	13.210
0.00	-0.125	3.909	5.777	18.987
0.25	0.125	4.946	7.309	26.296
0.50	0.375	6.095	9.007	35.303
0.75	0.625	6.783	10.024	45.327
1.00	0.875	9.540	14.098	59.425
1.25	1.125	5.735	8.475	67.901
1.50	1.375	5.054	7.469	75.369
1.75	1.625	3.748	5.539	80.908
2.00	1.875	3.892	5.752	86.660
2.25	2.125	3.542	5.234	91.894
2.50	2.375	2.788	4.120	96.014
2.75	2.625	1.688	2.495	98.509
3.00	2.875	0.636	0.940	99.449
3.25	3.125	0.192	0.284	99.733
3.50	3.375	0.065	0.096	99.829
3.75	3.625	0.045	0.067	99.895
4.00	3.875	0.029	0.043	99.938
5.00	4.50	0.042	0.062	100.000

Statistical Results			
Mean:	0.8262	phi	(0.564 mm)
Standard Dev:	1.0032	phi-units	(0.4989 mm)
Skewness:	-0.1941	dimensionless	
Kurtosis:	3.1084	dimensionless	
5th Moment:	-1.9728	dimensionless	
6th Moment:	16.1915	dimensionless	
RARD *	1.2143	dimensionless	
Median	0.7079	phi	(0.6122 mm)

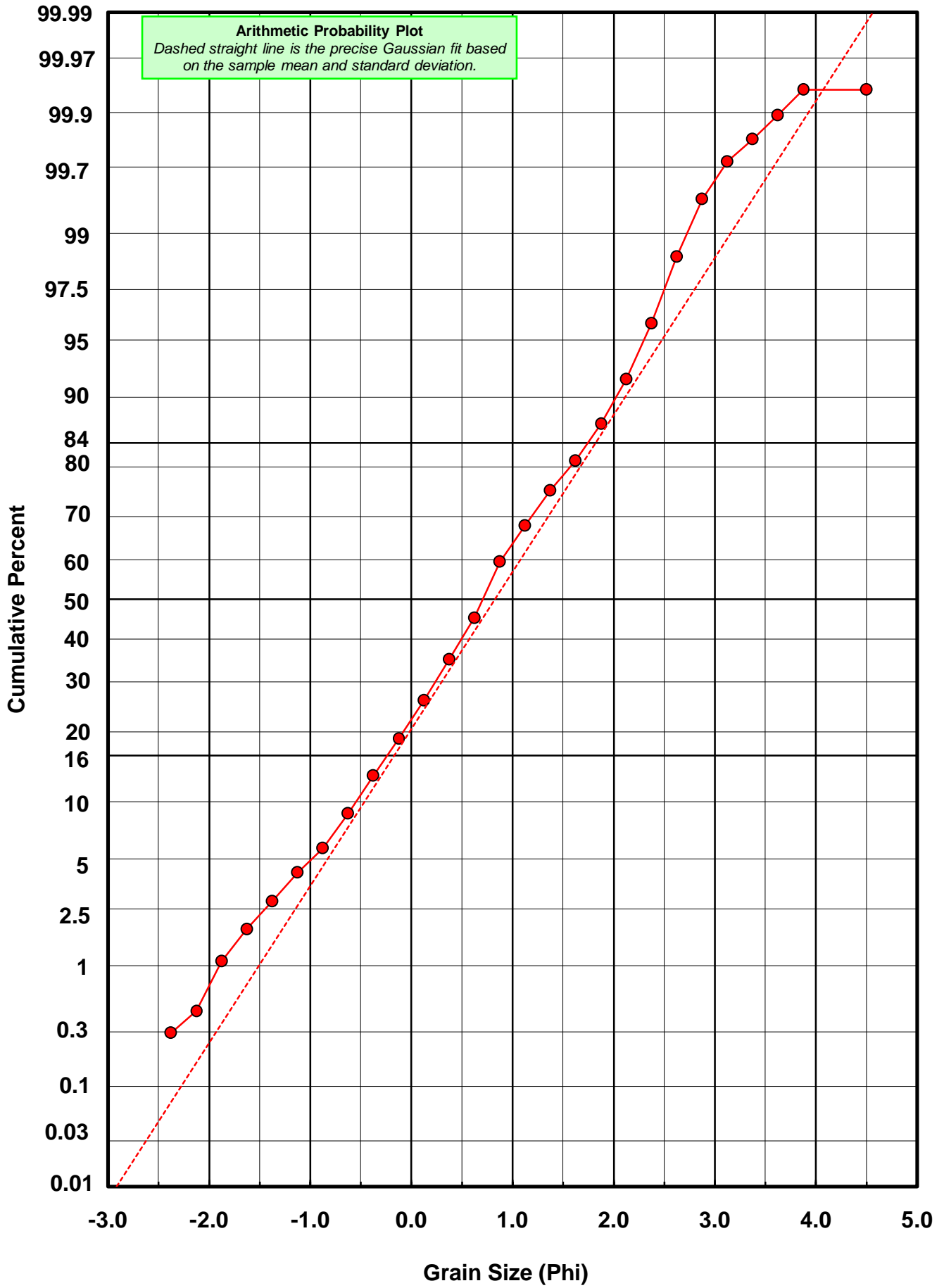
\* RARD = reciprocal absolute relative dispersion (see below)

Statistical Explanation	
Calculations based on the Method of Moments	
Skewness: 3rd Stand. Moment; Exact Gaussian = 0.0	
Kurtosis: 4th Stand. Moment; Exact Gaussian = 3.0	
For Further Explanation, See Basille et al. 2002	
Millimeter data calculated by $mm = 2^{-(\phi)}$	

Reciprocal Absolute Relative Dispersion (RARD) Scale	
< 0.5	Excellent homogeneity (e.g., beaches)
0.5 to 1.0	Good homogeneity
1.0 to 1.33	Fair homogeneity
> 1.33	Poor homogeneity (e.g., glacial)



# LE-25-BB



# Carbonate Grain Size Distribution

Onshore Grab Sample

Sample: LE-25-BB

Total Carbonate Mass: 46.804 grams

% Carbonate: 69.0 %

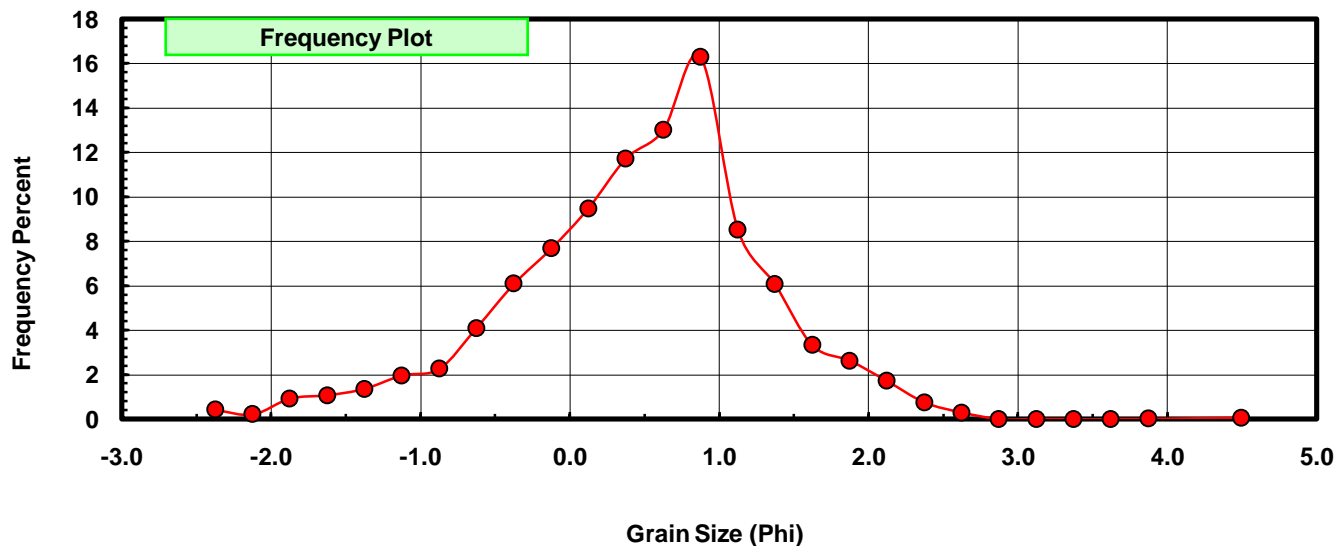
Sieve Size (phi)	Sieve Midpt (phi)	Weight (grams)	Freq Weight %	Cumulative Weight %
-2.25	-2.375	0.198	0.423	0.423
-2.00	-2.125	0.104	0.222	0.645
-1.75	-1.875	0.434	0.927	1.573
-1.50	-1.625	0.504	1.077	2.649
-1.25	-1.375	0.636	1.359	4.008
-1.00	-1.125	0.921	1.968	5.976
-0.75	-0.875	1.058	2.260	8.236
-0.50	-0.625	1.915	4.092	12.328
-0.25	-0.375	2.853	6.096	18.424
0.00	-0.125	3.592	7.675	26.098
0.25	0.125	4.439	9.484	35.582
0.50	0.375	5.489	11.728	47.310
0.75	0.625	6.088	13.007	60.317
1.00	0.875	7.628	16.298	76.615
1.25	1.125	3.983	8.510	85.125
1.50	1.375	2.838	6.064	91.189
1.75	1.625	1.559	3.331	94.520
2.00	1.875	1.226	2.619	97.139
2.25	2.125	0.805	1.720	98.859
2.50	2.375	0.352	0.752	99.611
2.75	2.625	0.140	0.299	99.910
3.00	2.875	0.000	0.000	99.910
3.25	3.125	0.000	0.000	99.910
3.50	3.375	0.000	0.000	99.910
3.75	3.625	0.001	0.002	99.912
4.00	3.875	0.012	0.026	99.938
5.00	4.500	0.029	0.062	100.000

Statistical Results			
Mean:	0.4599	phi	(0.727 mm)
Standard Dev:	0.8639	phi-units	(0.5495 mm)
Skewness:	-0.3934	dimensionless	
Kurtosis:	3.7236	dimensionless	
5th Moment:	-2.4314	dimensionless	
6th Moment:	26.5488	dimensionless	
RARD *	1.8783	dimensionless	
Median	0.4267	phi	(0.744 mm)

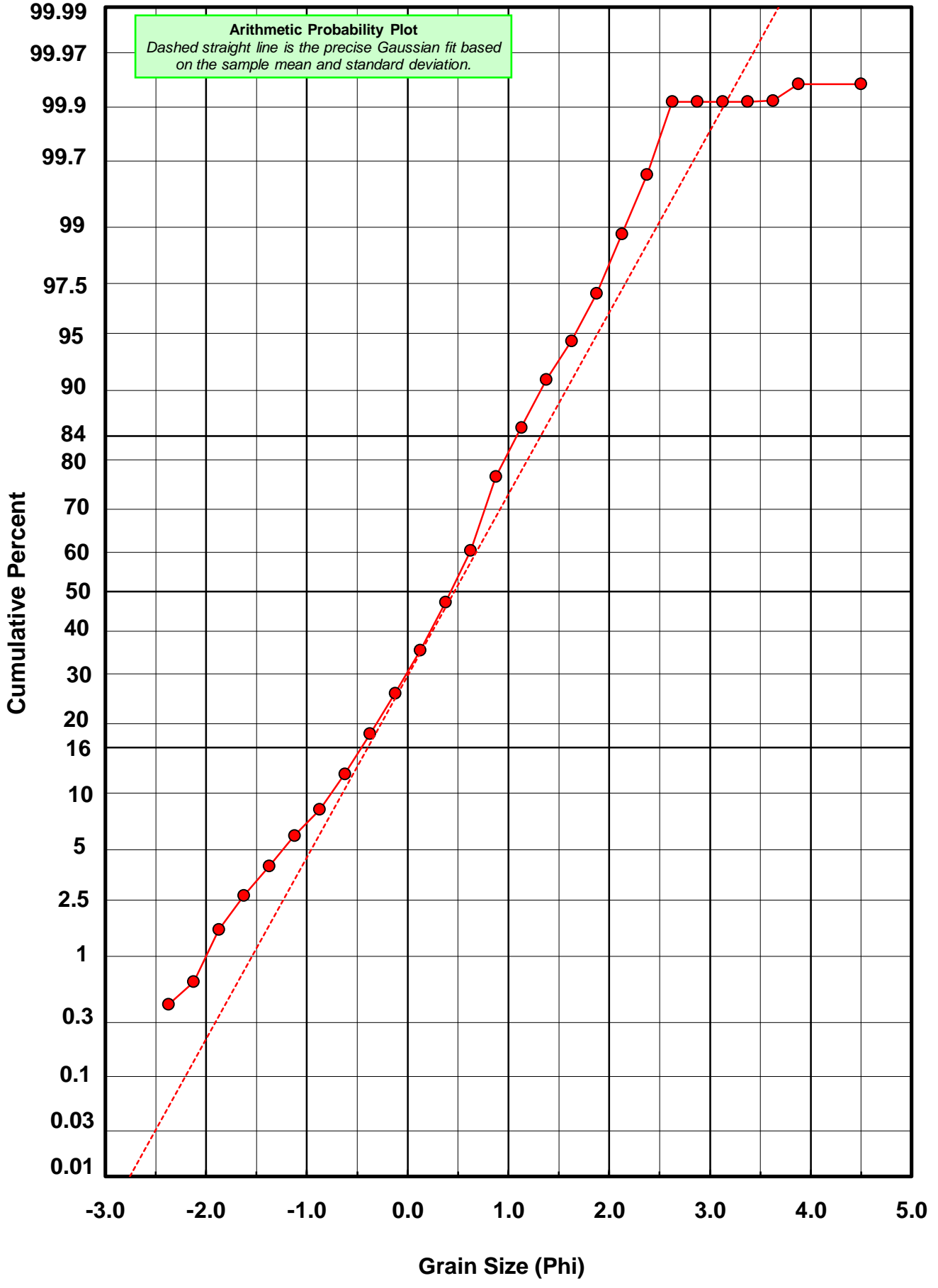
\* RARD = reciprocal absolute relative dispersion (see below)

Statistical Explanation	
Calculations based on the Method of Moments	
Skewness: 3rd Stand. Moment; Exact Gaussian = 0.0	
Kurtosis: 4th Stand. Moment; Exact Gaussian = 3.0	
For Further Explanation, See Basille et al. 2002	
Millimeter data calculated by $mm = 2^{-(\phi)}$	

Reciprocal Absolute Relative Dispersion (RARD) Scale	
< 0.5	Excellent homogeneity (e.g., beaches)
0.5 to 1.0	Good homogeneity
1.0 to 1.33	Fair homogeneity
> 1.33	Poor homogeneity (e.g., glacial)



# LE-25-BB



# Post-Digestion Grain Size Distribution

Onshore Grab Sample

Sample: LE-25-BB

Total Digested Mass: 20.995 grams

% Silica: 31.0 %

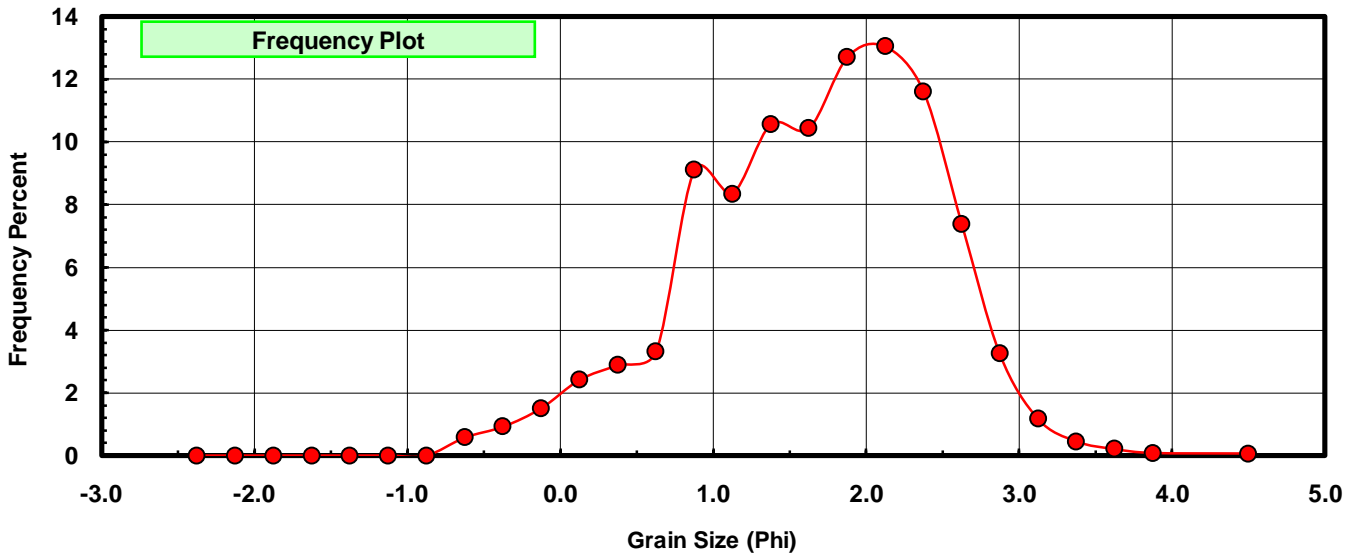
Sieve Size (phi)	Sieve Midpt (phi)	Weight (grams)	Freq Weight %	Cumulative Weight %
-2.25	-2.375	0.000	0.000	0.000
-2.00	-2.125	0.000	0.000	0.000
-1.75	-1.875	0.000	0.000	0.000
-1.50	-1.625	0.000	0.000	0.000
-1.25	-1.375	0.000	0.000	0.000
-1.00	-1.125	0.000	0.000	0.000
-0.75	-0.875	0.000	0.000	0.000
-0.50	-0.625	0.122	0.581	0.581
-0.25	-0.375	0.194	0.924	1.505
0.00	-0.125	0.317	1.510	3.015
0.25	0.125	0.507	2.415	5.430
0.50	0.375	0.606	2.886	8.316
0.75	0.625	0.695	3.310	11.627
1.00	0.875	1.912	9.107	20.734
1.25	1.125	1.752	8.345	29.078
1.50	1.375	2.216	10.555	39.633
1.75	1.625	2.189	10.426	50.060
2.00	1.875	2.666	12.698	62.758
2.25	2.125	2.737	13.036	75.794
2.50	2.375	2.436	11.603	87.397
2.75	2.625	1.548	7.373	94.770
3.00	2.875	0.682	3.248	98.019
3.25	3.125	0.247	1.176	99.195
3.50	3.375	0.095	0.452	99.648
3.75	3.625	0.044	0.210	99.857
4.00	3.875	0.017	0.081	99.938
5.00	4.500	0.013	0.062	100.000

Statistical Results			
Mean:	1.6568	phi	(0.3171 mm)
Standard Dev:	0.8010	phi-units	(0.574 mm)
Skewness:	-0.3920	dimensionless	
Kurtosis:	2.8475	dimensionless	
5th Moment:	-2.4836	dimensionless	
6th Moment:	13.5974	dimensionless	
RARD *	0.4834	dimensionless	
Median	1.6236	phi	(0.3245 mm)

\* RARD = reciprocal absolute relative dispersion (see below)

Statistical Explanation	
Calculations based on the Method of Moments	
Skewness: 3rd Stand. Moment; Exact Gaussian = 0.0	
Kurtosis: 4th Stand. Moment; Exact Gaussian = 3.0	
For Further Explanation, See Basille et al. 2002	
Millimeter data calculated by $mm = 2^{-(\phi)}$	

Reciprocal Absolute Relative Dispersion (RARD) Scale	
< 0.5	Excellent homogeneity (e.g., beaches)
0.5 to 1.0	Good homogeneity
1.0 to 1.33	Fair homogeneity
> 1.33	Poor homogeneity (e.g., glacial)



# LE-25-BB

