

**Onshore Grab Sample**

**Sample:** LE-22-BB  
**Sample Taken By:** D. Phelps  
**Sample Collected On:** 11/7/09  
**Splits?** N/A

**County:** Lee  
**Latitude:** 26° 31' 44.4"  
**Longitude:** 82° 11' 41.7"  
**Datum:** WGS 84  
**Surf. Elev:** N/A  
**Datum:** N/A

**Fine Data Summary**

Total Sample Weight 54.201 grams  
Total Fines in Sample 0.230 grams  
Total Percent Fines 0.42 %

**Dry Sieving Summary**

Total Sample Weight 54.033 grams  
Total Digested Weight 30.090 grams  
Total Carbonate Weight 23.943 grams  
Total Silica % 55.69 %  
Total Carbonate % 44.31 %  
Carbonate/Silica Ratio 0.796

**General Comments:**

None

**Description**

Worked By: M. Ladle

# Pre-Digestion Grain Size Distribution

Onshore Grab Sample

Sample: LE-22-BB

Total Sample Mass: 54.033 grams

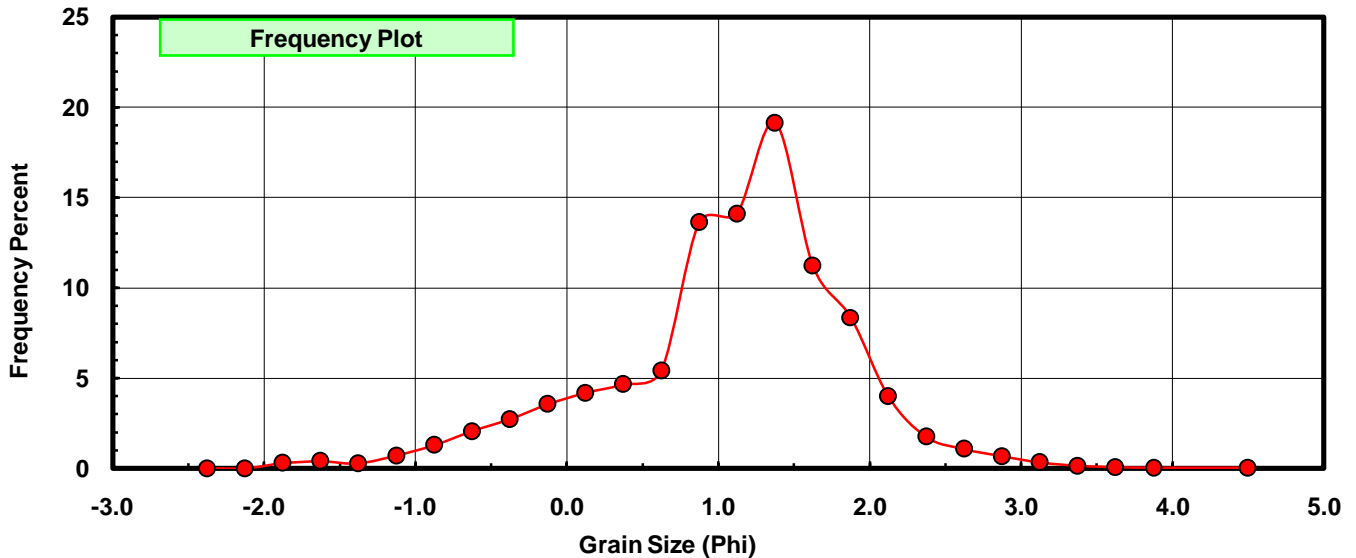
Sieve Size (phi)	Sieve Midpt (phi)	Weight (grams)	Freq Weight %	Cumulative Weight %
-2.25	-2.375	0.000	0.000	0.000
-2.00	-2.125	0.000	0.000	0.000
-1.75	-1.875	0.156	0.289	0.289
-1.50	-1.625	0.218	0.403	0.692
-1.25	-1.375	0.146	0.270	0.962
-1.00	-1.125	0.380	0.703	1.666
-0.75	-0.875	0.691	1.279	2.944
-0.50	-0.625	1.106	2.047	4.991
-0.25	-0.375	1.473	2.726	7.718
0.00	-0.125	1.924	3.561	11.278
0.25	0.125	2.258	4.179	15.457
0.50	0.375	2.513	4.651	20.108
0.75	0.625	2.929	5.421	25.529
1.00	0.875	7.361	13.623	39.152
1.25	1.125	7.622	14.106	53.258
1.50	1.375	10.344	19.144	72.402
1.75	1.625	6.055	11.206	83.608
2.00	1.875	4.522	8.369	91.977
2.25	2.125	2.147	3.973	95.951
2.50	2.375	0.940	1.740	97.690
2.75	2.625	0.579	1.072	98.762
3.00	2.875	0.360	0.666	99.428
3.25	3.125	0.175	0.324	99.752
3.50	3.375	0.068	0.126	99.878
3.75	3.625	0.030	0.056	99.933
4.00	3.875	0.019	0.035	99.969
5.00	4.50	0.017	0.031	100.000

Statistical Results			
Mean:	1.0666	phi	(0.4774 mm)
Standard Dev:	0.8163	phi-units	(0.5679 mm)
Skewness:	-0.6503	dimensionless	
Kurtosis:	3.9885	dimensionless	
5th Moment:	-5.2585	dimensionless	
6th Moment:	28.0396	dimensionless	
RARD *	0.7653	dimensionless	
Median	1.0673	phi	(0.4772 mm)

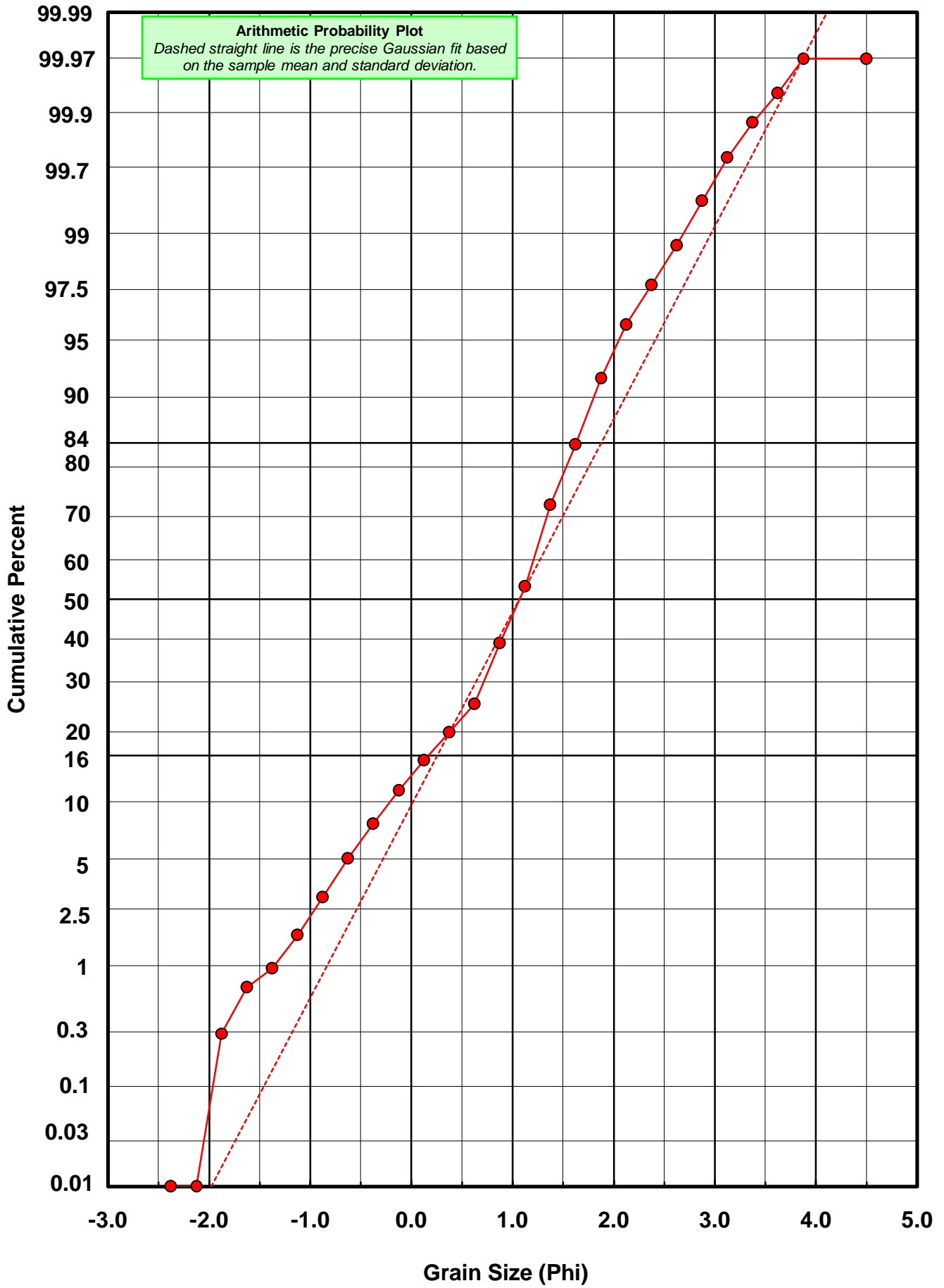
\* RARD = reciprocal absolute relative dispersion (see below)

Statistical Explanation	
Calculations based on the Method of Moments	
Skewness: 3rd Stand. Moment; Exact Gaussian = 0.0	
Kurtosis: 4th Stand. Moment; Exact Gaussian = 3.0	
For Further Explanation, See Basille et al. 2002	
Millimeter data calculated by $mm = 2^{-(\phi)}$	

Reciprocal Absolute Relative Dispersion (RARD) Scale	
< 0.5	Excellent homogeneity (e.g., beaches)
0.5 to 1.0	Good homogeneity
1.0 to 1.33	Fair homogeneity
> 1.33	Poor homogeneity (e.g., glacial)



# LE-22-BB



# Carbonate Grain Size Distribution

Onshore Grab Sample

Sample: LE-22-BB

Total Carbonate Mass: 23.945 grams

% Carbonate: 44.3 %

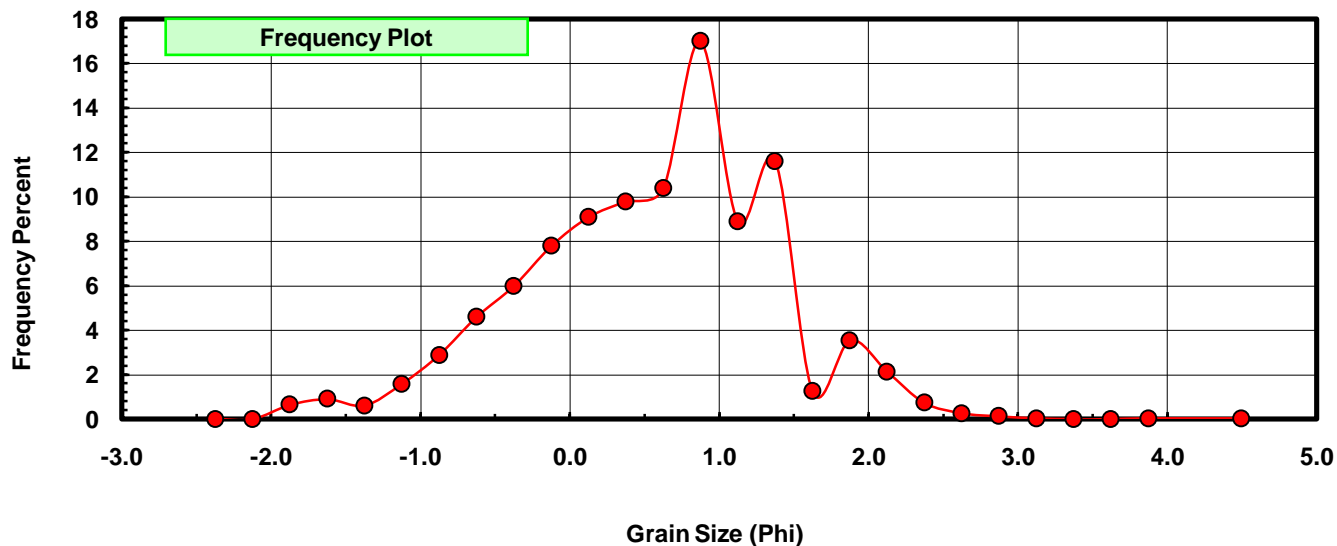
Sieve Size (phi)	Sieve Midpt (phi)	Weight (grams)	Freq Weight %	Cumulative Weight %
-2.25	-2.375	0.000	0.000	0.000
-2.00	-2.125	0.000	0.000	0.000
-1.75	-1.875	0.156	0.651	0.651
-1.50	-1.625	0.218	0.910	1.562
-1.25	-1.375	0.146	0.610	2.172
-1.00	-1.125	0.380	1.587	3.759
-0.75	-0.875	0.691	2.886	6.644
-0.50	-0.625	1.100	4.594	11.238
-0.25	-0.375	1.434	5.989	17.227
0.00	-0.125	1.865	7.789	25.016
0.25	0.125	2.175	9.083	34.099
0.50	0.375	2.344	9.789	43.888
0.75	0.625	2.488	10.390	54.279
1.00	0.875	4.072	17.006	71.284
1.25	1.125	2.129	8.891	80.175
1.50	1.375	2.781	11.614	91.790
1.75	1.625	0.304	1.270	93.059
2.00	1.875	0.849	3.546	96.605
2.25	2.125	0.510	2.130	98.735
2.50	2.375	0.179	0.748	99.482
2.75	2.625	0.064	0.267	99.749
3.00	2.875	0.032	0.134	99.883
3.25	3.125	0.007	0.029	99.912
3.50	3.375	0.000	0.000	99.912
3.75	3.625	0.003	0.013	99.925
4.00	3.875	0.008	0.033	99.958
5.00	4.500	0.010	0.042	100.000

Statistical Results			
Mean:	0.5476	phi	(0.6841 mm)
Standard Dev:	0.8488	phi-units	(0.5552 mm)
Skewness:	-0.2294	dimensionless	
Kurtosis:	3.1502	dimensionless	
5th Moment:	-0.7029	dimensionless	
6th Moment:	19.1422	dimensionless	
RARD *	1.5499	dimensionless	
Median	0.5221	phi	(0.6964 mm)

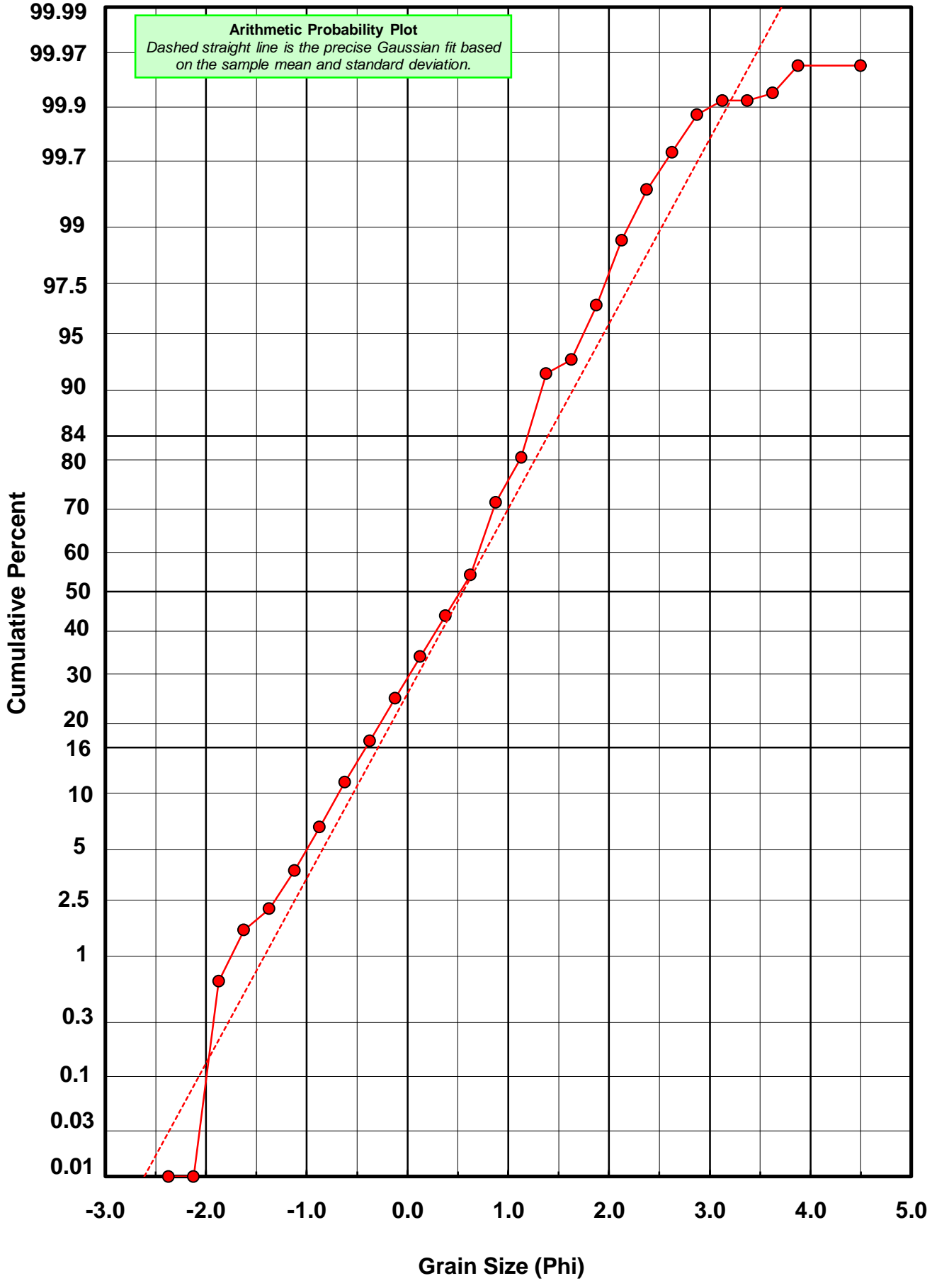
\* RARD = reciprocal absolute relative dispersion (see below)

Statistical Explanation	
Calculations based on the Method of Moments	
Skewness: 3rd Stand. Moment; Exact Gaussian = 0.0	
Kurtosis: 4th Stand. Moment; Exact Gaussian = 3.0	
For Further Explanation, See Basille et al. 2002	
Millimeter data calculated by $mm = 2^{-(\phi)}$	

Reciprocal Absolute Relative Dispersion (RARD) Scale	
< 0.5	Excellent homogeneity (e.g., beaches)
0.5 to 1.0	Good homogeneity
1.0 to 1.33	Fair homogeneity
> 1.33	Poor homogeneity (e.g., glacial)



# LE-22-BB



# Post-Digestion Grain Size Distribution

Onshore Grab Sample

Sample: LE-22-BB

Total Digested Mass: 30.090 grams

% Silica: 55.7 %

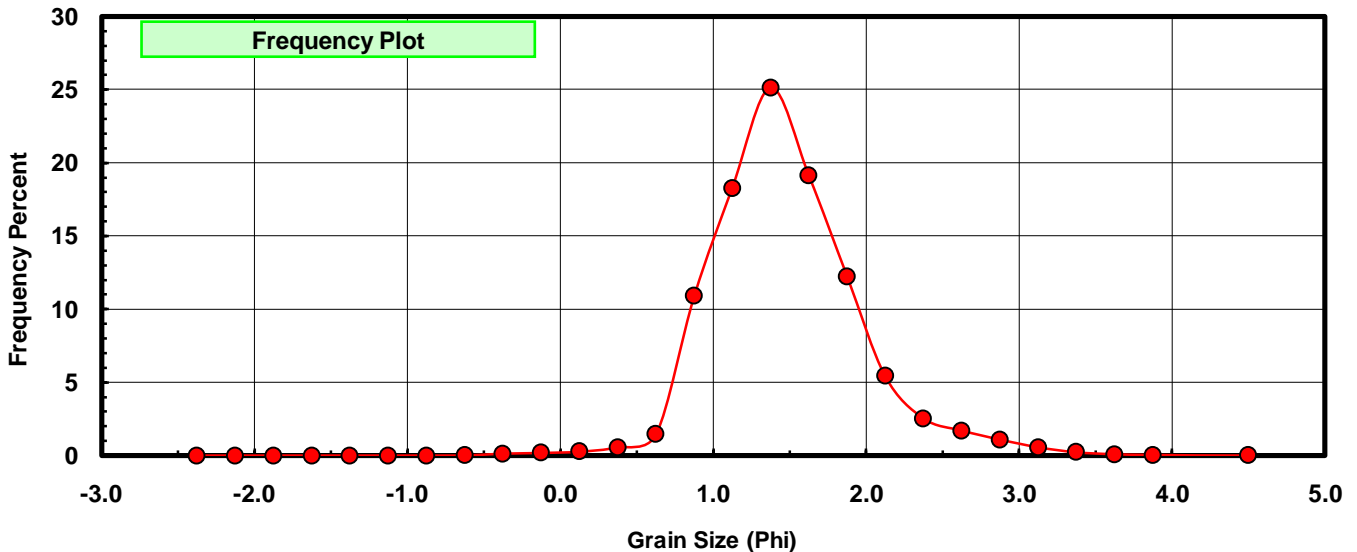
Sieve Size (phi)	Sieve Midpt (phi)	Weight (grams)	Freq Weight %	Cumulative Weight %
-2.25	-2.375	0.000	0.000	0.000
-2.00	-2.125	0.000	0.000	0.000
-1.75	-1.875	0.000	0.000	0.000
-1.50	-1.625	0.000	0.000	0.000
-1.25	-1.375	0.000	0.000	0.000
-1.00	-1.125	0.000	0.000	0.000
-0.75	-0.875	0.000	0.000	0.000
-0.50	-0.625	0.006	0.020	0.020
-0.25	-0.375	0.039	0.130	0.150
0.00	-0.125	0.059	0.196	0.346
0.25	0.125	0.083	0.276	0.621
0.50	0.375	0.169	0.562	1.183
0.75	0.625	0.441	1.466	2.649
1.00	0.875	3.289	10.931	13.579
1.25	1.125	5.493	18.255	31.834
1.50	1.375	7.563	25.135	56.969
1.75	1.625	5.751	19.113	76.082
2.00	1.875	3.673	12.207	88.288
2.25	2.125	1.637	5.440	93.729
2.50	2.375	0.761	2.529	96.258
2.75	2.625	0.515	1.712	97.969
3.00	2.875	0.328	1.090	99.059
3.25	3.125	0.168	0.558	99.618
3.50	3.375	0.070	0.233	99.850
3.75	3.625	0.027	0.090	99.940
4.00	3.875	0.011	0.037	99.977
5.00	4.500	0.007	0.023	100.000

Statistical Results			
Mean:	1.4798	phi	(0.3585 mm)
Standard Dev:	0.4985	phi-units	(0.7078 mm)
Skewness:	0.6909	dimensionless	
Kurtosis:	4.9598	dimensionless	
5th Moment:	9.0543	dimensionless	
6th Moment:	55.9729	dimensionless	
RARD *	0.3369	dimensionless	
Median	1.3057	phi	(0.4045 mm)

\* RARD = reciprocal absolute relative dispersion (see below)

Statistical Explanation	
Calculations based on the Method of Moments	
Skewness: 3rd Stand. Moment; Exact Gaussian = 0.0	
Kurtosis: 4th Stand. Moment; Exact Gaussian = 3.0	
For Further Explanation, See Basille et al. 2002	
Millimeter data calculated by $mm = 2^{-(\phi)}$	

Reciprocal Absolute Relative Dispersion (RARD) Scale	
< 0.5	Excellent homogeneity (e.g., beaches)
0.5 to 1.0	Good homogeneity
1.0 to 1.33	Fair homogeneity
> 1.33	Poor homogeneity (e.g., glacial)



# LE-22-BB

