

Onshore Grab Sample

Sample: LE-18-BB
Sample Taken By: D. Phelps
Sample Collected On: 11/7/09
Splits? N/A

County: Lee
Latitude: 26° 34' 12.2"
Longitude: 82° 12' 20"
Datum: WGS 84
Surf. Elev: N/A
Datum: N/A

Fine Data Summary

Total Sample Weight 48.843 grams
Total Fines in Sample 0.022 grams
Total Percent Fines 0.05 %

Dry Sieving Summary

Total Sample Weight 48.731 grams
Total Digested Weight 33.379 grams
Total Carbonate Weight 15.352 grams
Total Silica % 68.50 %
Total Carbonate % 31.50 %
Carbonate/Silica Ratio 0.460

General Comments:

None

Description

Worked By: M. Ladle

Pre-Digestion Grain Size Distribution

Onshore Grab Sample

Sample: LE-18-BB

Total Sample Mass: 48.731 grams

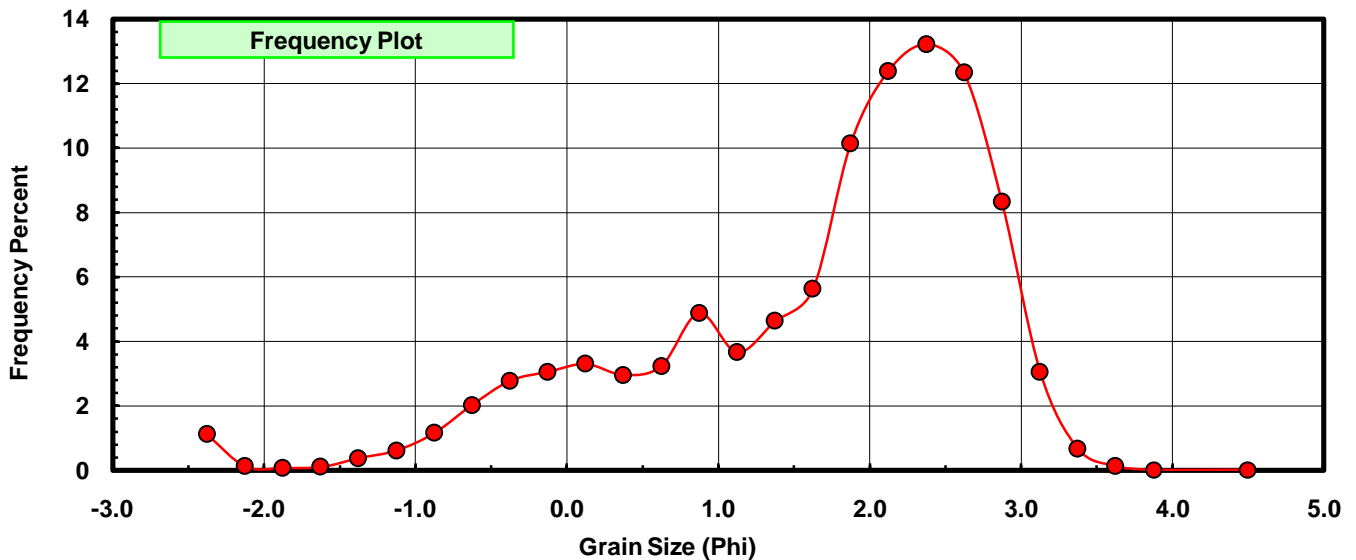
Sieve Size (phi)	Sieve Midpt (phi)	Weight (grams)	Freq Weight %	Cumulative Weight %
-2.25	-2.375	0.546	1.120	1.120
-2.00	-2.125	0.060	0.123	1.244
-1.75	-1.875	0.037	0.076	1.319
-1.50	-1.625	0.052	0.107	1.426
-1.25	-1.375	0.180	0.369	1.796
-1.00	-1.125	0.298	0.612	2.407
-0.75	-0.875	0.562	1.153	3.560
-0.50	-0.625	0.984	2.019	5.580
-0.25	-0.375	1.353	2.776	8.356
0.00	-0.125	1.486	3.049	11.405
0.25	0.125	1.608	3.300	14.705
0.50	0.375	1.441	2.957	17.662
0.75	0.625	1.576	3.234	20.896
1.00	0.875	2.377	4.878	25.774
1.25	1.125	1.786	3.665	29.439
1.50	1.375	2.256	4.629	34.069
1.75	1.625	2.739	5.621	39.689
2.00	1.875	4.940	10.137	49.827
2.25	2.125	6.037	12.388	62.215
2.50	2.375	6.440	13.215	75.430
2.75	2.625	6.010	12.333	87.763
3.00	2.875	4.064	8.340	96.103
3.25	3.125	1.487	3.051	99.155
3.50	3.375	0.327	0.671	99.826
3.75	3.625	0.065	0.133	99.959
4.00	3.875	0.010	0.021	99.979
5.00	4.50	0.010	0.021	100.000

Statistical Results			
Mean:	1.6483	phi	(0.319 mm)
Standard Dev:	1.1651	phi-units	(0.4459 mm)
Skewness:	-1.0833	dimensionless	
Kurtosis:	3.7496	dimensionless	
5th Moment:	-9.0466	dimensionless	
6th Moment:	28.4703	dimensionless	
RARD *	0.7069	dimensionless	
Median	1.8785	phi	(0.272 mm)

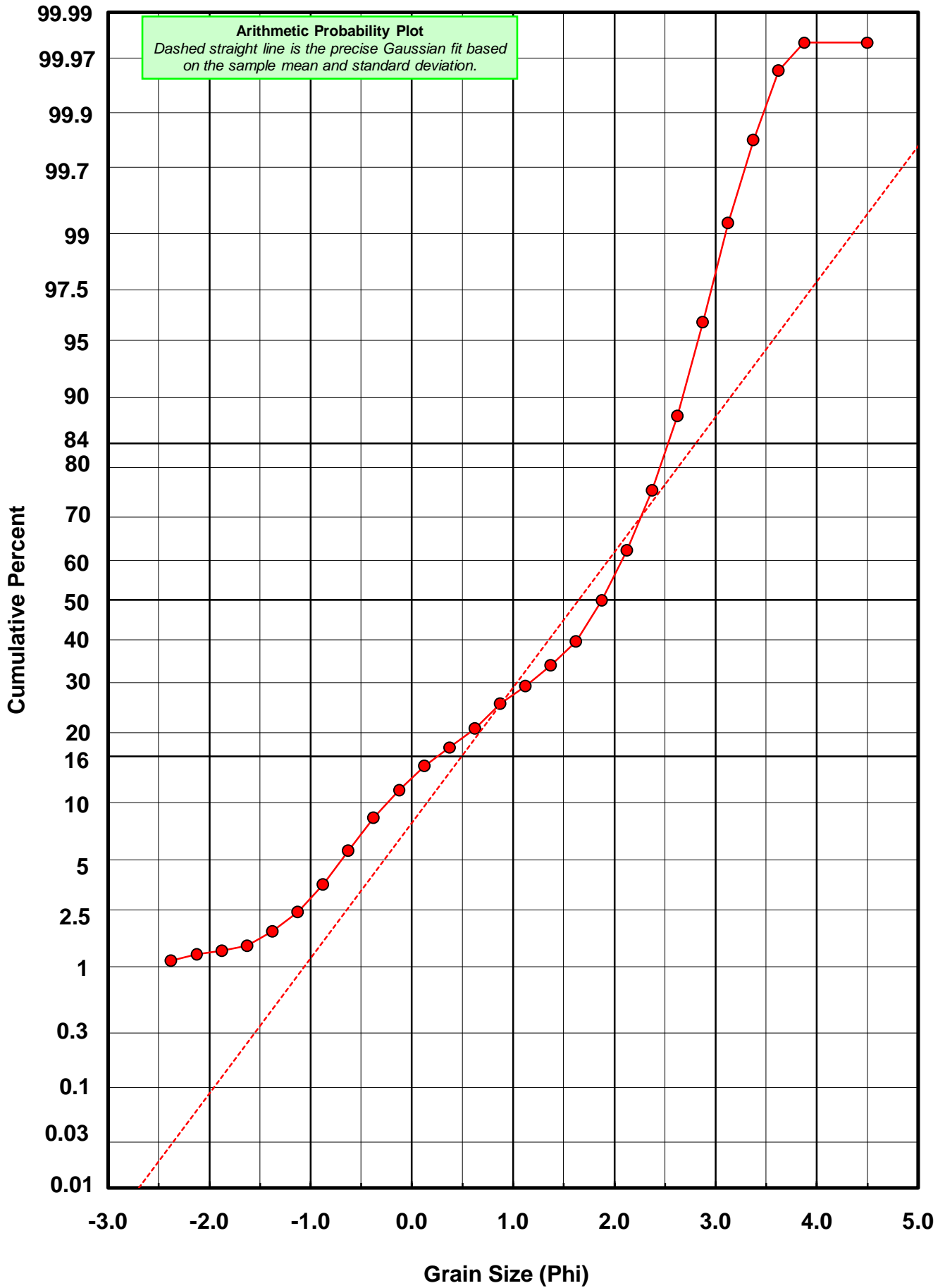
* RARD = reciprocal absolute relative dispersion (see below)

Statistical Explanation	
Calculations based on the Method of Moments	
Skewness: 3rd Stand. Moment; Exact Gaussian = 0.0	
Kurtosis: 4th Stand. Moment; Exact Gaussian = 3.0	
For Further Explanation, See Basille et al. 2002	
Millimeter data calculated by $mm = 2^{(-phi)}$	

Reciprocal Absolute Relative Dispersion (RARD) Scale	
< 0.5	Excellent homogeneity (e.g., beaches)
0.5 to 1.0	Good homogeneity
1.0 to 1.33	Fair homogeneity
> 1.33	Poor homogeneity (e.g., glacial)



LE-18-BB



Carbonate Grain Size Distribution

Onshore Grab Sample

Sample: LE-18-BB

Total Carbonate Mass: 15.352 grams

% Carbonate: 31.5 %

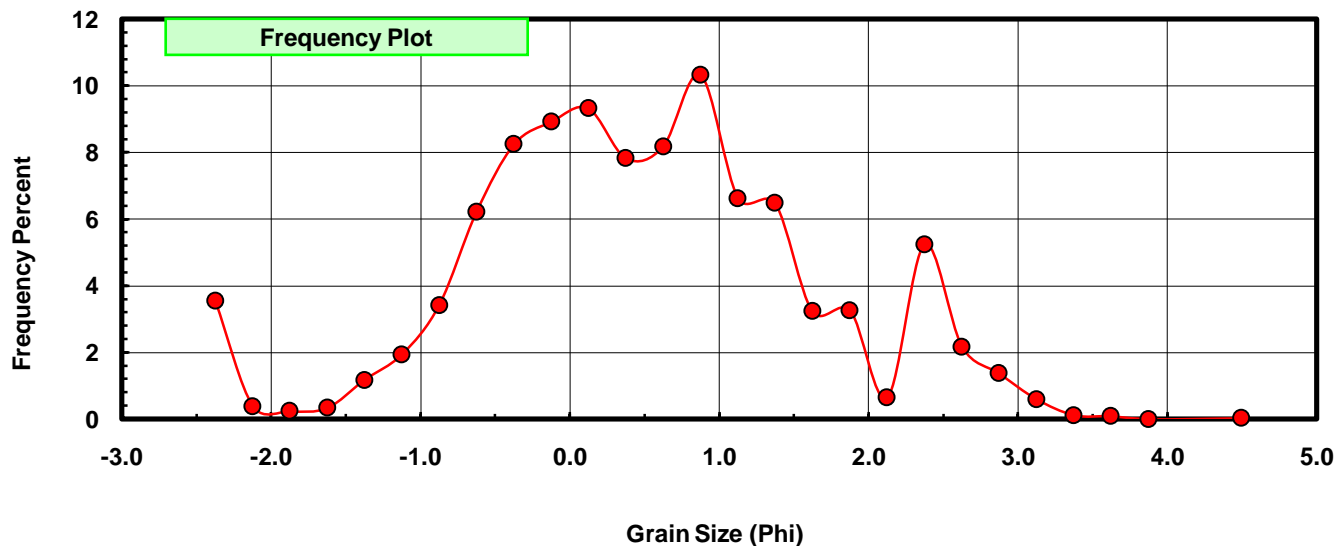
Sieve Size (phi)	Sieve Midpt (phi)	Weight (grams)	Freq Weight %	Cumulative Weight %
-2.25	-2.375	0.546	3.557	3.557
-2.00	-2.125	0.060	0.391	3.947
-1.75	-1.875	0.037	0.241	4.188
-1.50	-1.625	0.052	0.339	4.527
-1.25	-1.375	0.180	1.172	5.700
-1.00	-1.125	0.298	1.941	7.641
-0.75	-0.875	0.525	3.420	11.060
-0.50	-0.625	0.954	6.214	17.275
-0.25	-0.375	1.266	8.246	25.521
0.00	-0.125	1.370	8.924	34.445
0.25	0.125	1.432	9.328	43.773
0.50	0.375	1.201	7.823	51.596
0.75	0.625	1.256	8.181	59.777
1.00	0.875	1.586	10.331	70.108
1.25	1.125	1.017	6.625	76.733
1.50	1.375	0.995	6.481	83.214
1.75	1.625	0.497	3.237	86.451
2.00	1.875	0.502	3.270	89.721
2.25	2.125	0.100	0.651	90.373
2.50	2.375	0.804	5.237	95.610
2.75	2.625	0.334	2.176	97.785
3.00	2.875	0.211	1.374	99.160
3.25	3.125	0.092	0.599	99.759
3.50	3.375	0.018	0.117	99.876
3.75	3.625	0.014	0.091	99.967
4.00	3.875	0.000	0.000	99.967
5.00	4.500	0.005	0.033	100.000

Statistical Results			
Mean:	0.4708	phi	(0.7216 mm)
Standard Dev:	1.1943	phi-units	(0.437 mm)
Skewness:	-0.0858	dimensionless	
Kurtosis:	2.9615	dimensionless	
5th Moment:	-1.1847	dimensionless	
6th Moment:	12.8387	dimensionless	
RARD *	2.5367	dimensionless	
Median	0.3240	phi	(0.7989 mm)

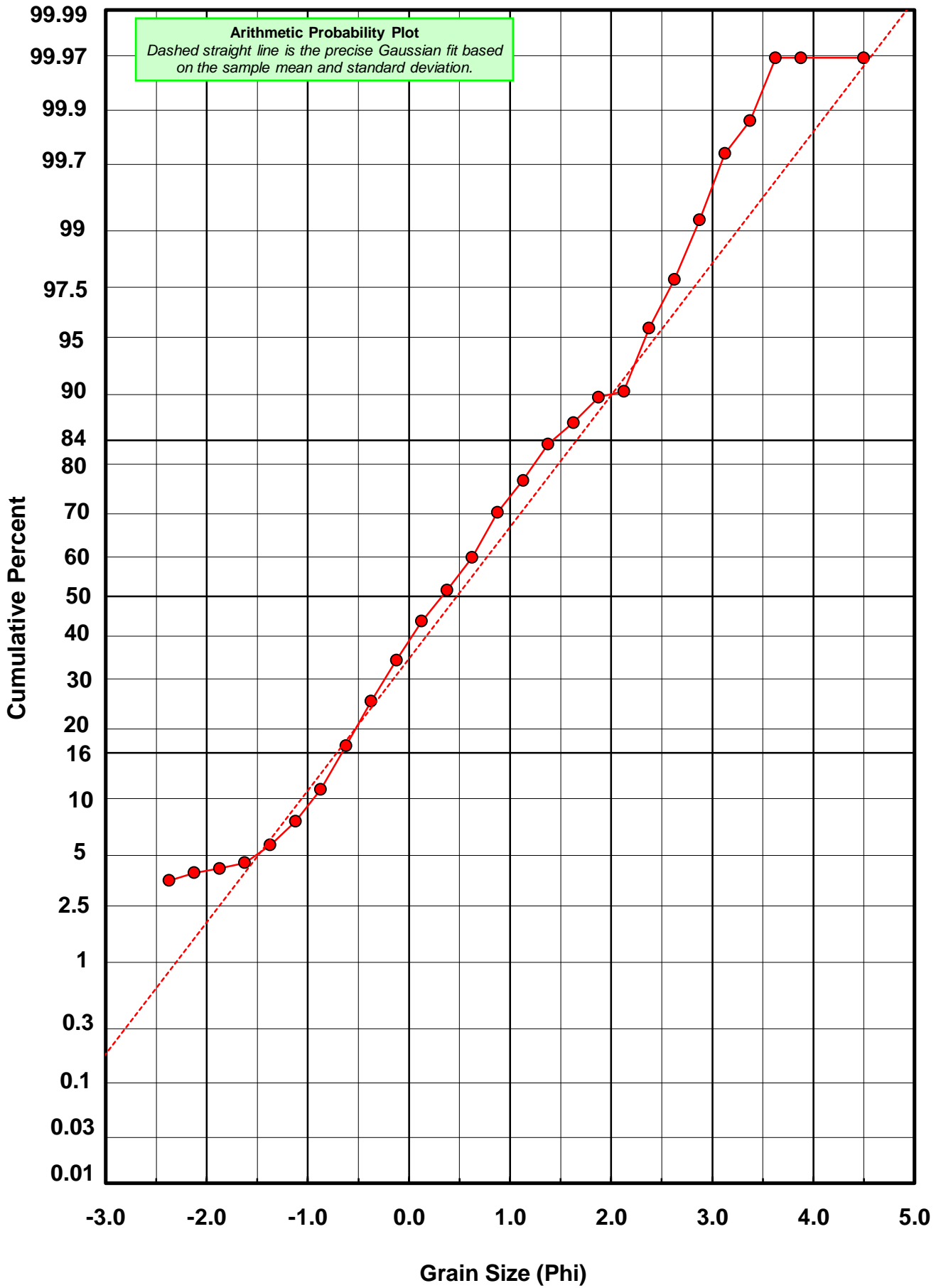
* RARD = reciprocal absolute relative dispersion (see below)

Statistical Explanation	
Calculations based on the Method of Moments	
Skewness: 3rd Stand. Moment; Exact Gaussian = 0.0	
Kurtosis: 4th Stand. Moment; Exact Gaussian = 3.0	
For Further Explanation, See Basille et al. 2002	
Millimeter data calculated by $mm = 2^{-(\phi)}$	

Reciprocal Absolute Relative Dispersion (RARD) Scale	
< 0.5	Excellent homogeneity (e.g., beaches)
0.5 to 1.0	Good homogeneity
1.0 to 1.33	Fair homogeneity
> 1.33	Poor homogeneity (e.g., glacial)



LE-18-BB



Post-Digestion Grain Size Distribution

Onshore Grab Sample

Sample: LE-18-BB

Total Digested Mass: 33.379 grams

% Silica: 68.5 %

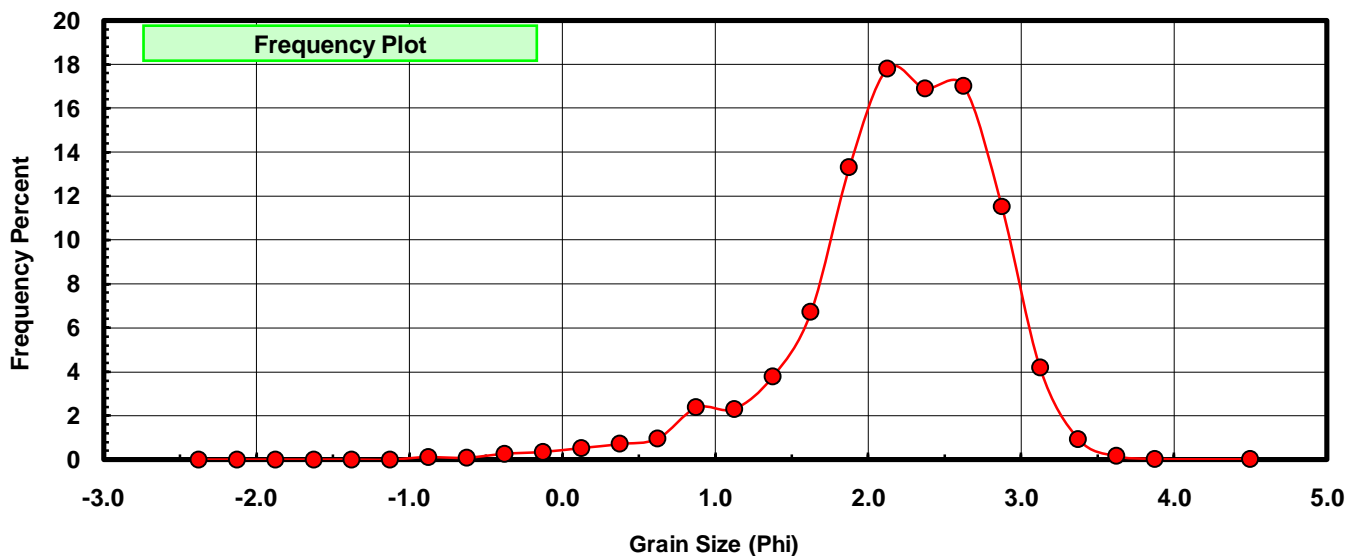
Sieve Size (phi)	Sieve Midpt (phi)	Weight (grams)	Freq Weight %	Cumulative Weight %
-2.25	-2.375	0.000	0.000	0.000
-2.00	-2.125	0.000	0.000	0.000
-1.75	-1.875	0.000	0.000	0.000
-1.50	-1.625	0.000	0.000	0.000
-1.25	-1.375	0.000	0.000	0.000
-1.00	-1.125	0.000	0.000	0.000
-0.75	-0.875	0.037	0.111	0.111
-0.50	-0.625	0.030	0.090	0.201
-0.25	-0.375	0.087	0.261	0.461
0.00	-0.125	0.116	0.348	0.809
0.25	0.125	0.176	0.527	1.336
0.50	0.375	0.240	0.719	2.055
0.75	0.625	0.320	0.959	3.014
1.00	0.875	0.791	2.370	5.384
1.25	1.125	0.769	2.304	7.687
1.50	1.375	1.261	3.778	11.465
1.75	1.625	2.242	6.717	18.182
2.00	1.875	4.438	13.296	31.478
2.25	2.125	5.937	17.787	49.265
2.50	2.375	5.636	16.885	66.149
2.75	2.625	5.676	17.005	83.154
3.00	2.875	3.853	11.543	94.697
3.25	3.125	1.395	4.179	98.877
3.50	3.375	0.309	0.926	99.802
3.75	3.625	0.051	0.153	99.955
4.00	3.875	0.010	0.030	99.985
5.00	4.500	0.005	0.015	100.000

Statistical Results			
Mean:	2.1899	phi	(0.2192 mm)
Standard Dev:	0.6397	phi-units	(0.6418 mm)
Skewness:	-1.0791	dimensionless	
Kurtosis:	5.0381	dimensionless	
5th Moment:	-14.0090	dimensionless	
6th Moment:	56.0692	dimensionless	
RARD *	0.2921	dimensionless	
Median	2.1359	phi	(0.2275 mm)

* RARD = reciprocal absolute relative dispersion (see below)

Statistical Explanation	
Calculations based on the Method of Moments	
Skewness: 3rd Stand. Moment; Exact Gaussian = 0.0	
Kurtosis: 4th Stand. Moment; Exact Gaussian = 3.0	
For Further Explanation, See Basille et al. 2002	
Millimeter data calculated by $mm = 2^{-(\phi)}$	

Reciprocal Absolute Relative Dispersion (RARD) Scale	
< 0.5	Excellent homogeneity (e.g., beaches)
0.5 to 1.0	Good homogeneity
1.0 to 1.33	Fair homogeneity
> 1.33	Poor homogeneity (e.g., glacial)



LE-18-BB

