

**Onshore Grab Sample**

**Sample:** LE-10-BB  
**Sample Taken By:** D. Phelps  
**Sample Collected On:** 11/8/09  
**Splits?** N/A

**County:** Lee  
**Latitude:** 26° 39' 43.1"  
**Longitude:** 82° 14' 55.9"  
**Datum:** WGS 84  
**Surf. Elev:** N/A  
**Datum:** N/A

**Fine Data Summary**

Total Sample Weight 69.164 grams  
Total Fines in Sample 0.105 grams  
Total Percent Fines 0.15 %

**Dry Sieving Summary**

Total Sample Weight 68.942 grams  
Total Digested Weight 59.210 grams  
Total Carbonate Weight 9.732 grams  
Total Silica % 85.88 %  
Total Carbonate % 14.12 %  
Carbonate/Silica Ratio 0.164

**General Comments:**

None

**Description**

Worked By: M. Ladle

# Pre-Digestion Grain Size Distribution

Onshore Grab Sample

Sample: LE-10-BB

Total Sample Mass: 68.942 grams

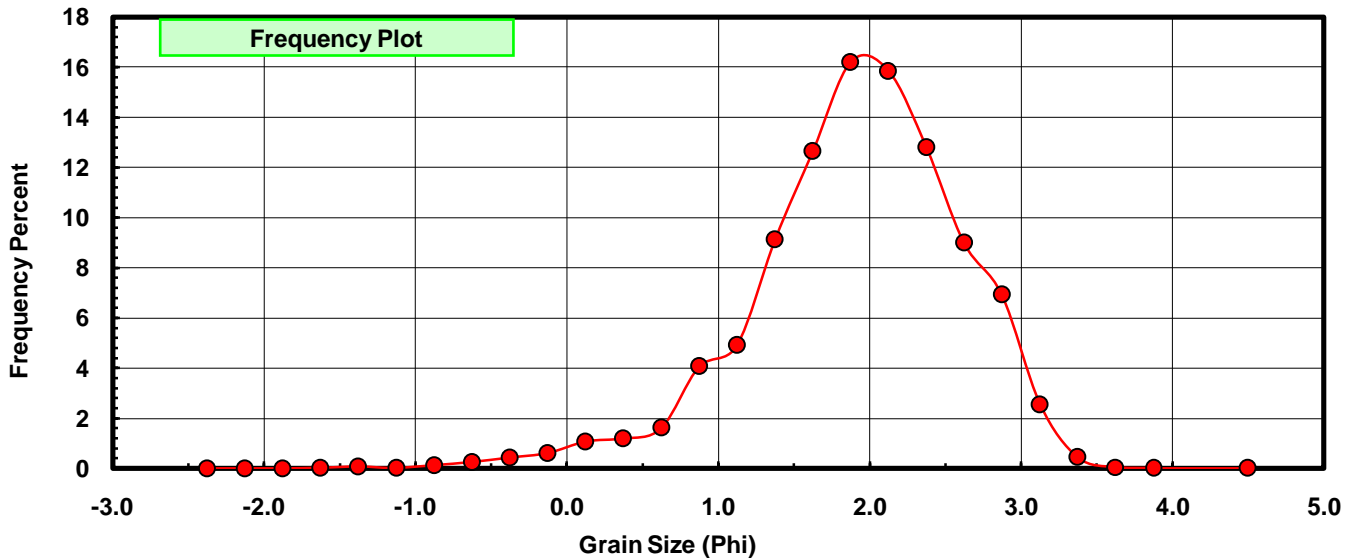
Sieve Size (phi)	Sieve Midpt (phi)	Weight (grams)	Freq Weight %	Cumulative Weight %
-2.25	-2.375	0.000	0.000	0.000
-2.00	-2.125	0.000	0.000	0.000
-1.75	-1.875	0.000	0.000	0.000
-1.50	-1.625	0.016	0.023	0.023
-1.25	-1.375	0.047	0.068	0.091
-1.00	-1.125	0.011	0.016	0.107
-0.75	-0.875	0.082	0.119	0.226
-0.50	-0.625	0.171	0.248	0.474
-0.25	-0.375	0.293	0.425	0.899
0.00	-0.125	0.419	0.608	1.507
0.25	0.125	0.736	1.068	2.575
0.50	0.375	0.822	1.192	3.767
0.75	0.625	1.113	1.614	5.381
1.00	0.875	2.805	4.069	9.450
1.25	1.125	3.385	4.910	14.360
1.50	1.375	6.296	9.132	23.492
1.75	1.625	8.729	12.661	36.154
2.00	1.875	11.172	16.205	52.359
2.25	2.125	10.925	15.847	68.205
2.50	2.375	8.830	12.808	81.013
2.75	2.625	6.199	8.992	90.005
3.00	2.875	4.775	6.926	96.931
3.25	3.125	1.759	2.551	99.482
3.50	3.375	0.308	0.447	99.929
3.75	3.625	0.036	0.052	99.981
4.00	3.875	0.006	0.009	99.990
5.00	4.50	0.007	0.010	100.000

Statistical Results			
Mean:	1.9090	phi	(0.2663 mm)
Standard Dev:	0.6970	phi-units	(0.6169 mm)
Skewness:	-0.7640	dimensionless	
Kurtosis:	4.2604	dimensionless	
5th Moment:	-9.7606	dimensionless	
6th Moment:	40.3288	dimensionless	
RARD *	0.3651	dimensionless	
Median	1.8386	phi	(0.2796 mm)

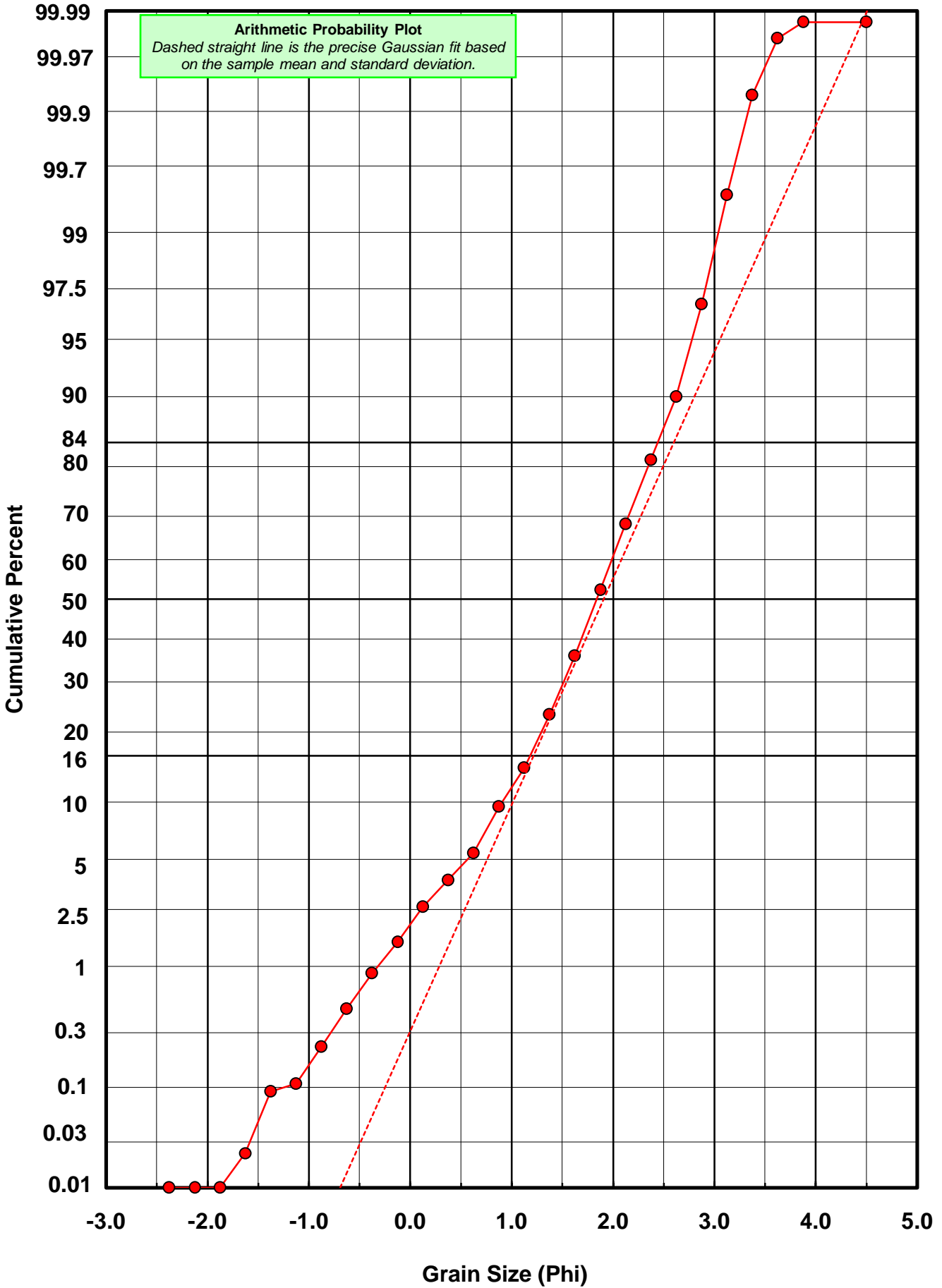
\* RARD = reciprocal absolute relative dispersion (see below)

Statistical Explanation	
Calculations based on the Method of Moments	
Skewness: 3rd Stand. Moment; Exact Gaussian = 0.0	
Kurtosis: 4th Stand. Moment; Exact Gaussian = 3.0	
For Further Explanation, See Basille et al. 2002	
Millimeter data calculated by $mm = 2^{-(\phi)}$	

Reciprocal Absolute Relative Dispersion (RARD) Scale	
< 0.5	Excellent homogeneity (e.g., beaches)
0.5 to 1.0	Good homogeneity
1.0 to 1.33	Fair homogeneity
> 1.33	Poor homogeneity (e.g., glacial)



# LE-10-BB



# Carbonate Grain Size Distribution

Onshore Grab Sample

Sample: LE-10-BB

Total Carbonate Mass: 10.093 grams

% Carbonate: 14.1 %

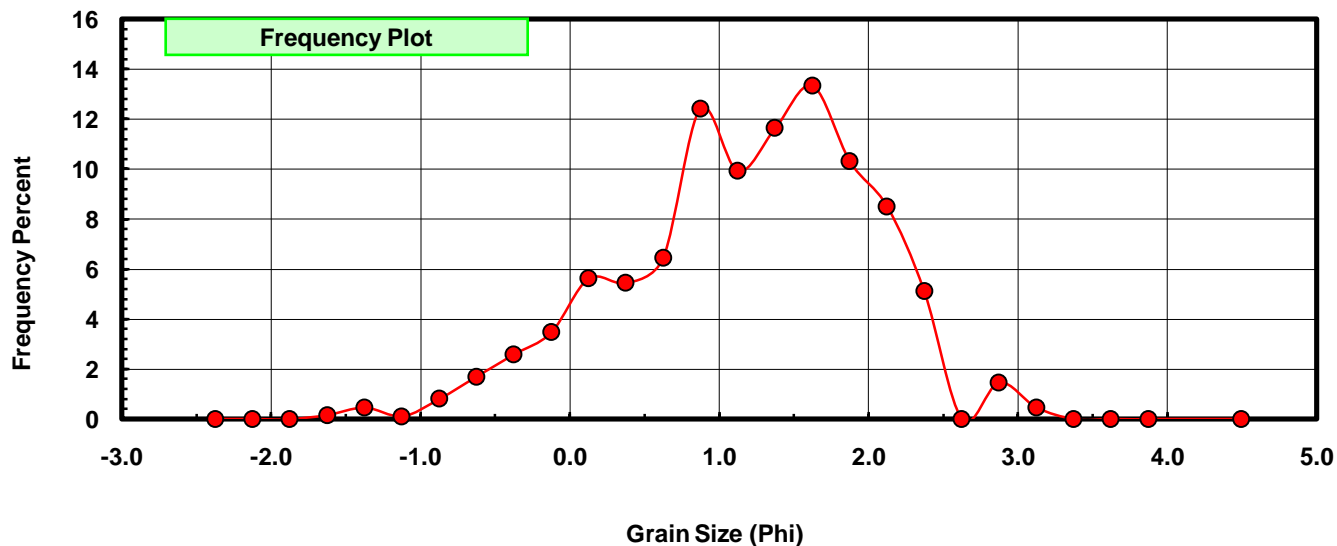
Sieve Size (phi)	Sieve Midpt (phi)	Weight (grams)	Freq Weight %	Cumulative Weight %
-2.25	-2.375	0.000	0.000	0.000
-2.00	-2.125	0.000	0.000	0.000
-1.75	-1.875	0.000	0.000	0.000
-1.50	-1.625	0.016	0.159	0.159
-1.25	-1.375	0.047	0.466	0.624
-1.00	-1.125	0.011	0.109	0.733
-0.75	-0.875	0.082	0.812	1.546
-0.50	-0.625	0.171	1.694	3.240
-0.25	-0.375	0.261	2.586	5.826
0.00	-0.125	0.351	3.478	9.303
0.25	0.125	0.568	5.628	14.931
0.50	0.375	0.550	5.449	20.380
0.75	0.625	0.651	6.450	26.830
1.00	0.875	1.253	12.415	39.245
1.25	1.125	1.001	9.918	49.163
1.50	1.375	1.175	11.642	60.805
1.75	1.625	1.346	13.336	74.140
2.00	1.875	1.040	10.304	84.445
2.25	2.125	0.858	8.501	92.946
2.50	2.375	0.516	5.112	98.058
2.75	2.625	0.000	0.000	98.058
3.00	2.875	0.148	1.466	99.524
3.25	3.125	0.047	0.466	99.990
3.50	3.375	0.000	0.000	99.990
3.75	3.625	0.000	0.000	99.990
4.00	3.875	0.000	0.000	99.990
5.00	4.500	0.001	0.010	100.000

Statistical Results			
Mean:	1.1752	phi	(0.4428 mm)
Standard Dev:	0.8687	phi-units	(0.5476 mm)
Skewness:	-0.4309	dimensionless	
Kurtosis:	2.7286	dimensionless	
5th Moment:	-2.9659	dimensionless	
6th Moment:	12.8511	dimensionless	
RARD *	0.7392	dimensionless	
Median	1.1430	phi	(0.4528 mm)

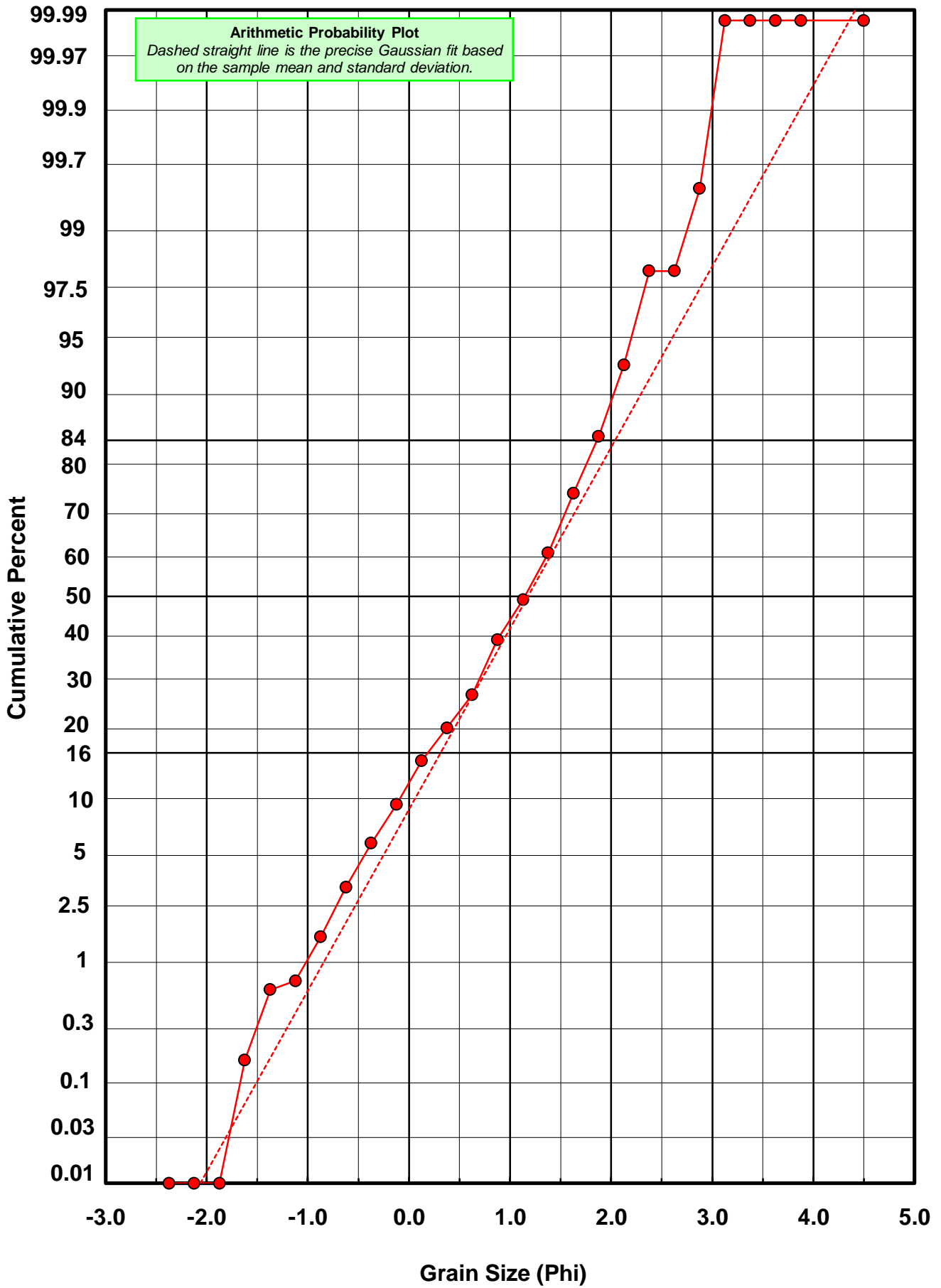
\* RARD = reciprocal absolute relative dispersion (see below)

Statistical Explanation	
Calculations based on the Method of Moments	
Skewness: 3rd Stand. Moment; Exact Gaussian = 0.0	
Kurtosis: 4th Stand. Moment; Exact Gaussian = 3.0	
For Further Explanation, See Basille et al. 2002	
Millimeter data calculated by $mm = 2^{-(\phi)}$	

Reciprocal Absolute Relative Dispersion (RARD) Scale	
< 0.5	Excellent homogeneity (e.g., beaches)
0.5 to 1.0	Good homogeneity
1.0 to 1.33	Fair homogeneity
> 1.33	Poor homogeneity (e.g., glacial)



# LE-10-BB



# Post-Digestion Grain Size Distribution

Onshore Grab Sample

Sample: LE-10-BB

Total Digested Mass: 59.210 grams

% Silica: 85.9 %

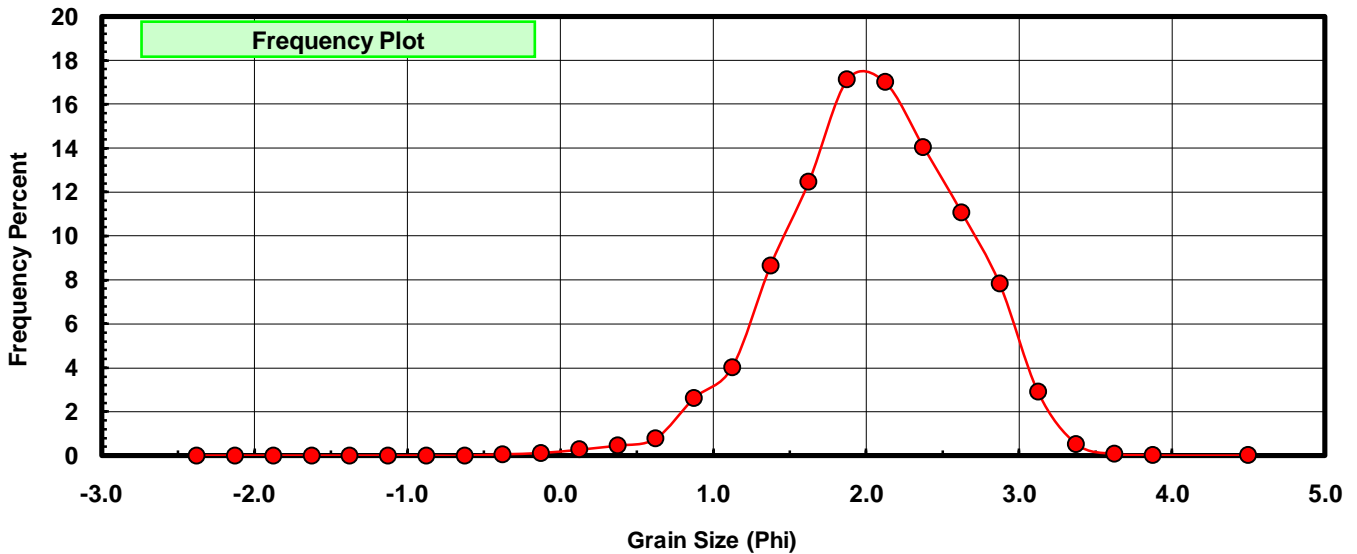
Sieve Size (phi)	Sieve Midpt (phi)	Weight (grams)	Freq Weight %	Cumulative Weight %
-2.25	-2.375	0.000	0.000	0.000
-2.00	-2.125	0.000	0.000	0.000
-1.75	-1.875	0.000	0.000	0.000
-1.50	-1.625	0.000	0.000	0.000
-1.25	-1.375	0.000	0.000	0.000
-1.00	-1.125	0.000	0.000	0.000
-0.75	-0.875	0.000	0.000	0.000
-0.50	-0.625	0.000	0.000	0.000
-0.25	-0.375	0.032	0.054	0.054
0.00	-0.125	0.068	0.115	0.169
0.25	0.125	0.168	0.284	0.453
0.50	0.375	0.272	0.459	0.912
0.75	0.625	0.462	0.780	1.692
1.00	0.875	1.552	2.621	4.313
1.25	1.125	2.384	4.026	8.340
1.50	1.375	5.121	8.649	16.989
1.75	1.625	7.383	12.469	29.458
2.00	1.875	10.132	17.112	46.570
2.25	2.125	10.067	17.002	63.572
2.50	2.375	8.314	14.042	77.614
2.75	2.625	6.544	11.052	88.666
3.00	2.875	4.627	7.815	96.480
3.25	3.125	1.712	2.891	99.372
3.50	3.375	0.314	0.530	99.902
3.75	3.625	0.041	0.069	99.971
4.00	3.875	0.011	0.019	99.990
5.00	4.500	0.006	0.010	100.000

Statistical Results			
Mean:	2.0387	phi	(0.2434 mm)
Standard Dev:	0.5852	phi-units	(0.6665 mm)
Skewness:	-0.3079	dimensionless	
Kurtosis:	3.1657	dimensionless	
5th Moment:	-3.5847	dimensionless	
6th Moment:	19.4978	dimensionless	
RARD *	0.2871	dimensionless	
Median	1.9254	phi	(0.2633 mm)

\* RARD = reciprocal absolute relative dispersion (see below)

Statistical Explanation	
Calculations based on the Method of Moments	
Skewness: 3rd Stand. Moment; Exact Gaussian = 0.0	
Kurtosis: 4th Stand. Moment; Exact Gaussian = 3.0	
For Further Explanation, See Basille et al. 2002	
Millimeter data calculated by $mm = 2^{-(\phi)}$	

Reciprocal Absolute Relative Dispersion (RARD) Scale	
< 0.5	Excellent homogeneity (e.g., beaches)
0.5 to 1.0	Good homogeneity
1.0 to 1.33	Fair homogeneity
> 1.33	Poor homogeneity (e.g., glacial)



# LE-10-BB

