

Onshore Grab Sample

Sample: CH-14-BB
Sample Taken By: D. Phelps
Sample Collected On: 1/12/10
Splits? N/A

County: Charlotte
Latitude: 26° 48' 31.4"
Longitude: 82° 17' 3.7"
Datum: WGS 84
Surf. Elev: N/A
Datum: N/A

Fine Data Summary

Total Sample Weight 76.777 grams
Total Fines in Sample 0.134 grams
Total Percent Fines 0.17 %

Dry Sieving Summary

Total Sample Weight 76.704 grams
Total Digested Weight 43.234 grams
Total Carbonate Weight 33.470 grams
Total Silica % 56.36 %
Total Carbonate % 43.64 %
Carbonate/Silica Ratio 0.774

General Comments:

None

Description

Worked By: M. Ladle

Pre-Digestion Grain Size Distribution

Onshore Grab Sample

Sample: CH-14-BB

Total Sample Mass: 76.704 grams

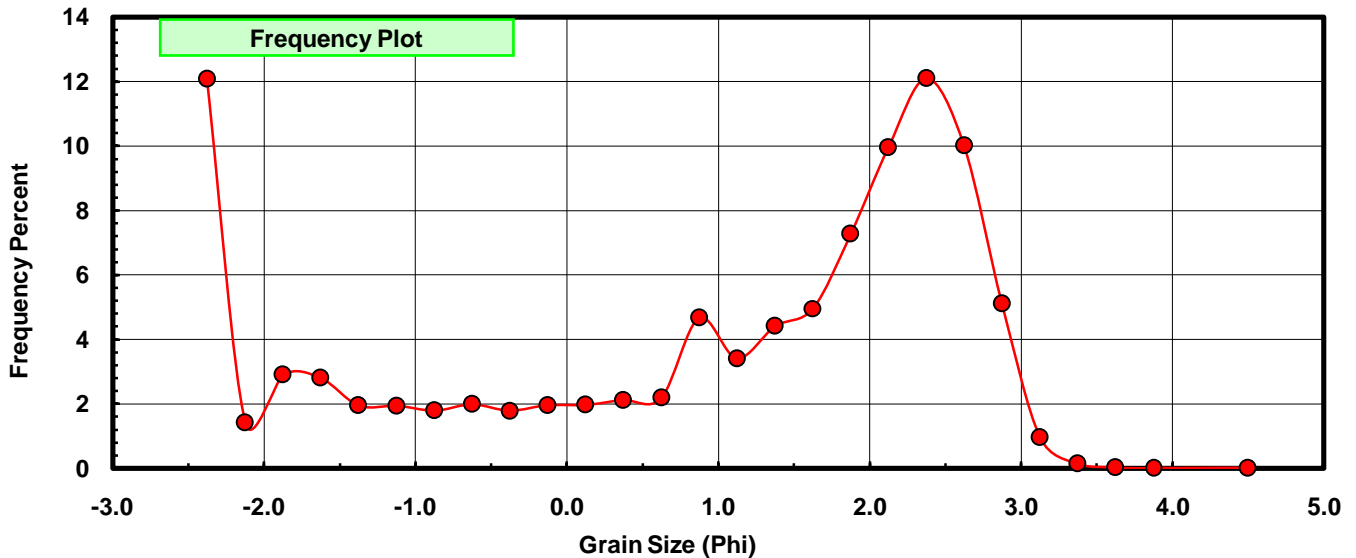
Sieve Size (phi)	Sieve Midpt (phi)	Weight (grams)	Freq Weight %	Cumulative Weight %
-2.25	-2.375	9.267	12.082	12.082
-2.00	-2.125	1.090	1.421	13.503
-1.75	-1.875	2.226	2.902	16.405
-1.50	-1.625	2.153	2.807	19.212
-1.25	-1.375	1.498	1.953	21.164
-1.00	-1.125	1.492	1.945	23.110
-0.75	-0.875	1.373	1.790	24.900
-0.50	-0.625	1.524	1.987	26.886
-0.25	-0.375	1.369	1.785	28.671
0.00	-0.125	1.503	1.959	30.631
0.25	0.125	1.514	1.974	32.605
0.50	0.375	1.626	2.120	34.724
0.75	0.625	1.683	2.194	36.919
1.00	0.875	3.580	4.667	41.586
1.25	1.125	2.615	3.409	44.995
1.50	1.375	3.387	4.416	49.411
1.75	1.625	3.808	4.965	54.375
2.00	1.875	5.580	7.275	61.650
2.25	2.125	7.639	9.959	71.609
2.50	2.375	9.282	12.101	83.710
2.75	2.625	7.677	10.009	93.719
3.00	2.875	3.926	5.118	98.837
3.25	3.125	0.737	0.961	99.798
3.50	3.375	0.114	0.149	99.947
3.75	3.625	0.021	0.027	99.974
4.00	3.875	0.010	0.013	99.987
5.00	4.50	0.010	0.013	100.000

Statistical Results			
Mean:	0.8240	phi	(0.5649 mm)
Standard Dev:	1.8157	phi-units	(0.2841 mm)
Skewness:	-0.6578	dimensionless	
Kurtosis:	1.9348	dimensionless	
5th Moment:	-2.3620	dimensionless	
6th Moment:	4.8635	dimensionless	
RARD *	2.2034	dimensionless	
Median	1.4047	phi	(0.3777 mm)

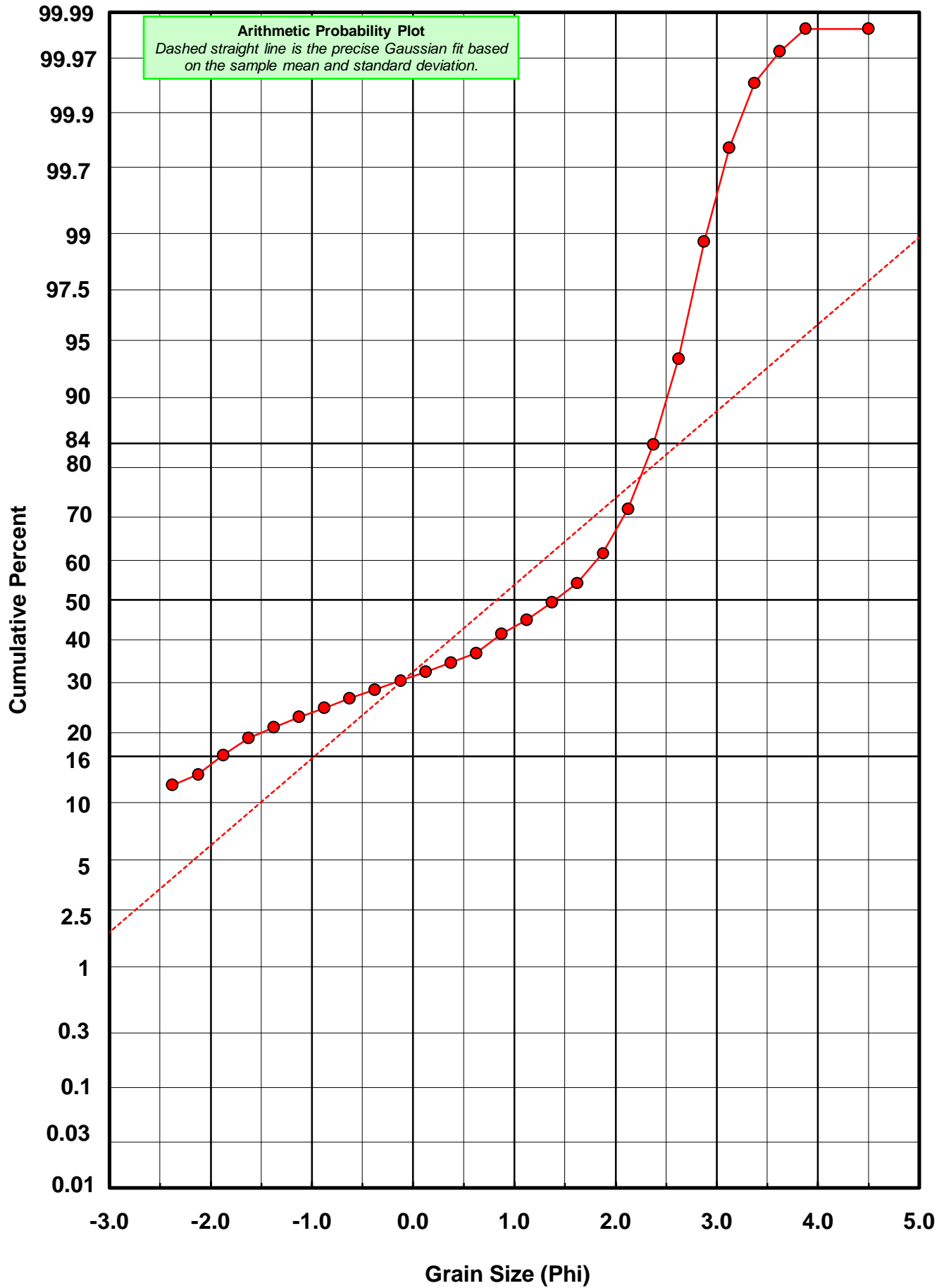
* RARD = reciprocal absolute relative dispersion (see below)

Statistical Explanation	
Calculations based on the Method of Moments	
Skewness: 3rd Stand. Moment; Exact Gaussian = 0.0	
Kurtosis: 4th Stand. Moment; Exact Gaussian = 3.0	
For Further Explanation, See Basille et al. 2002	
Millimeter data calculated by $mm = 2^{-(\phi)}$	

Reciprocal Absolute Relative Dispersion (RARD) Scale	
< 0.5	Excellent homogeneity (e.g., beaches)
0.5 to 1.0	Good homogeneity
1.0 to 1.33	Fair homogeneity
> 1.33	Poor homogeneity (e.g., glacial)



CH-14-BB



Carbonate Grain Size Distribution

Onshore Grab Sample

Sample: CH-14-BB

Total Carbonate Mass: 33.489 grams

% Carbonate: 43.6 %

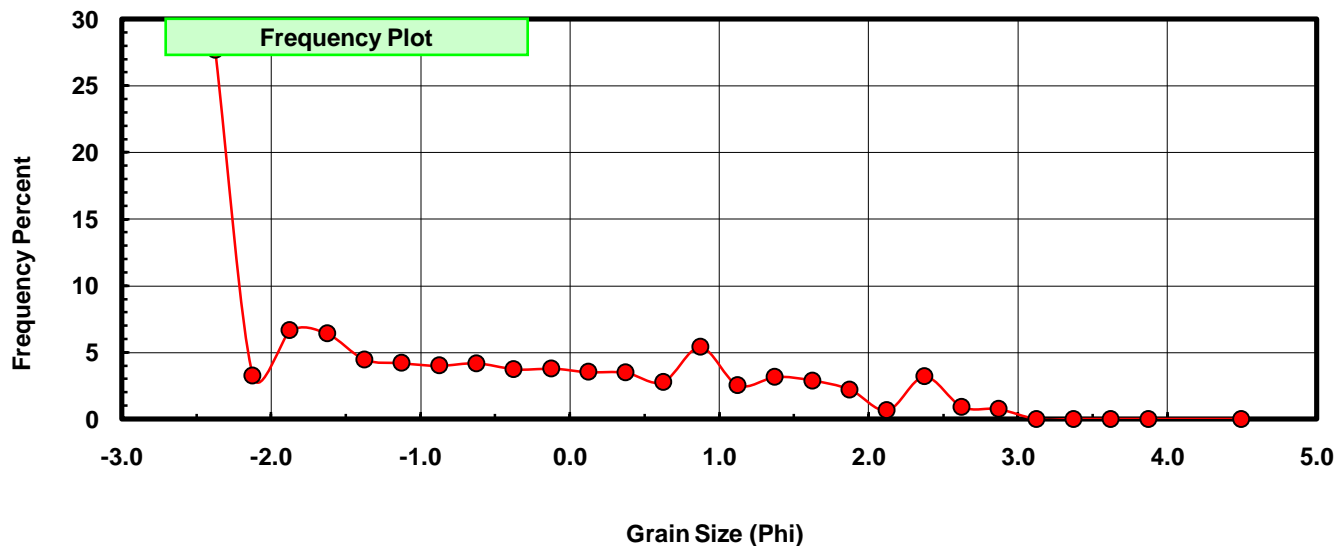
Sieve Size (phi)	Sieve Midpt (phi)	Weight (grams)	Freq Weight %	Cumulative Weight %
-2.25	-2.375	9.267	27.672	27.672
-2.00	-2.125	1.090	3.255	30.927
-1.75	-1.875	2.226	6.647	37.574
-1.50	-1.625	2.153	6.429	44.003
-1.25	-1.375	1.498	4.473	48.476
-1.00	-1.125	1.407	4.201	52.677
-0.75	-0.875	1.349	4.028	56.705
-0.50	-0.625	1.403	4.189	60.895
-0.25	-0.375	1.255	3.747	64.642
0.00	-0.125	1.273	3.801	68.443
0.25	0.125	1.184	3.535	71.979
0.50	0.375	1.170	3.494	75.473
0.75	0.625	0.932	2.783	78.256
1.00	0.875	1.809	5.402	83.657
1.25	1.125	0.849	2.535	86.192
1.50	1.375	1.060	3.165	89.358
1.75	1.625	0.971	2.899	92.257
2.00	1.875	0.739	2.207	94.464
2.25	2.125	0.218	0.651	95.115
2.50	2.375	1.076	3.213	98.328
2.75	2.625	0.305	0.911	99.239
3.00	2.875	0.253	0.755	99.994
3.25	3.125	0.000	0.000	99.994
3.50	3.375	0.002	0.006	100.000
3.75	3.625	0.000	0.000	100.000
4.00	3.875	0.000	0.000	100.000
5.00	4.500	0.000	0.000	100.000

Statistical Results			
Mean:	-0.7658	phi	(1.7003 mm)
Standard Dev:	1.5583	phi-units	(0.3395 mm)
Skewness:	0.5953	dimensionless	
Kurtosis:	2.0682	dimensionless	
5th Moment:	2.7875	dimensionless	
6th Moment:	6.4777	dimensionless	
RARD *	2.0349	dimensionless	
Median	-1.2843	phi	(2.4356 mm)

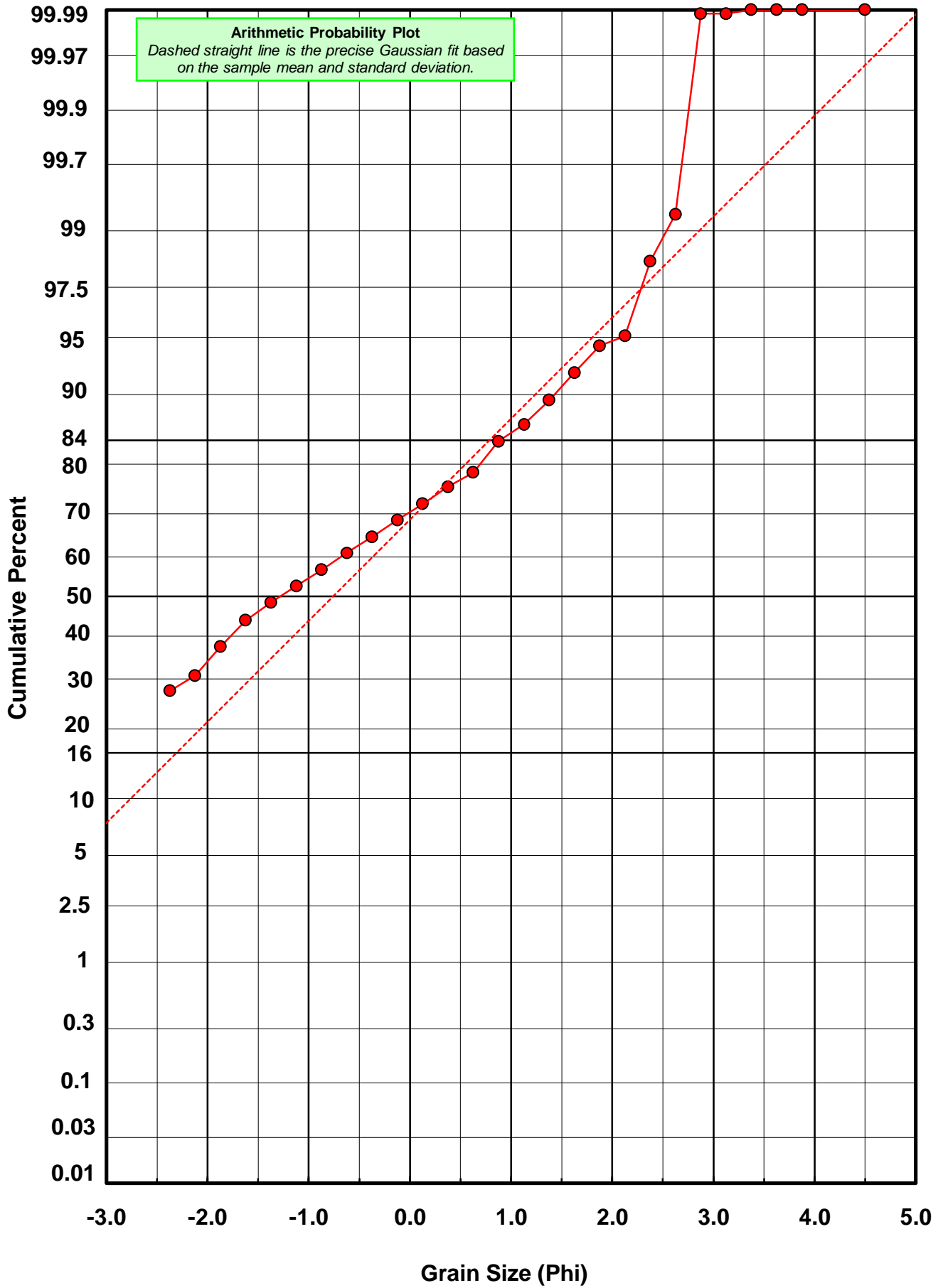
* RARD = reciprocal absolute relative dispersion (see below)

Statistical Explanation	
Calculations based on the Method of Moments	
Skewness: 3rd Stand. Moment; Exact Gaussian = 0.0	
Kurtosis: 4th Stand. Moment; Exact Gaussian = 3.0	
For Further Explanation, See Basille et al. 2002	
Millimeter data calculated by $mm = 2^{-(\phi)}$	

Reciprocal Absolute Relative Dispersion (RARD) Scale	
< 0.5	Excellent homogeneity (e.g., beaches)
0.5 to 1.0	Good homogeneity
1.0 to 1.33	Fair homogeneity
> 1.33	Poor homogeneity (e.g., glacial)



CH-14-BB



Post-Digestion Grain Size Distribution

Onshore Grab Sample

Sample: CH-14-BB

Total Digested Mass: 43.234 grams

% Silica: 56.4 %

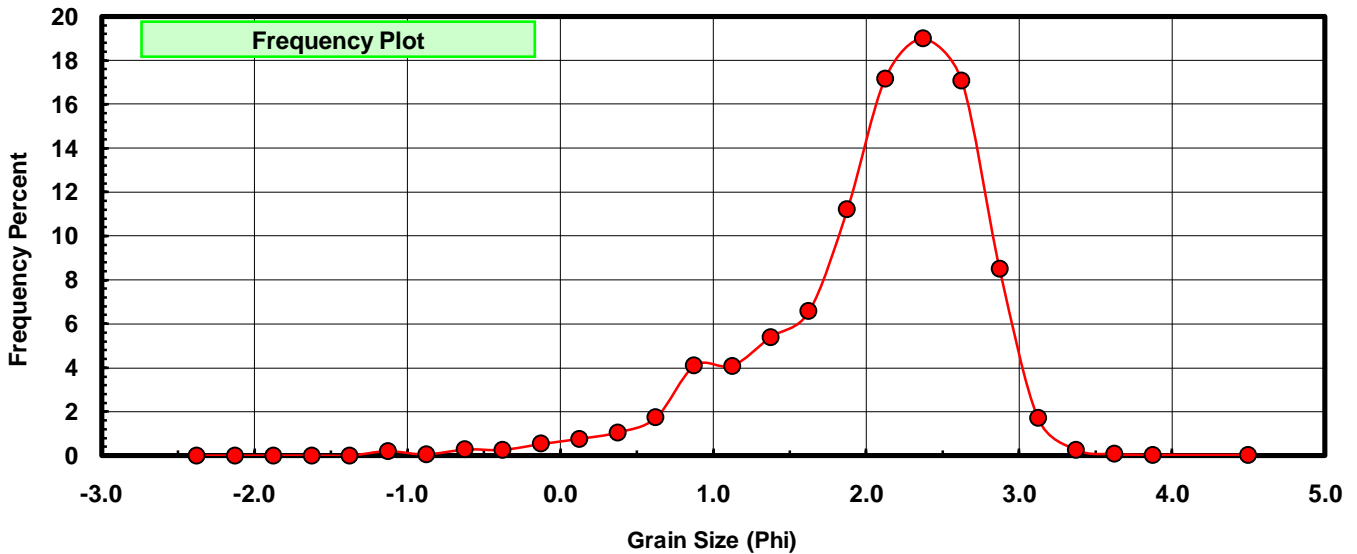
Sieve Size (phi)	Sieve Midpt (phi)	Weight (grams)	Freq Weight %	Cumulative Weight %
-2.25	-2.375	0.000	0.000	0.000
-2.00	-2.125	0.000	0.000	0.000
-1.75	-1.875	0.000	0.000	0.000
-1.50	-1.625	0.000	0.000	0.000
-1.25	-1.375	0.000	0.000	0.000
-1.00	-1.125	0.085	0.197	0.197
-0.75	-0.875	0.024	0.056	0.252
-0.50	-0.625	0.121	0.280	0.532
-0.25	-0.375	0.114	0.264	0.796
0.00	-0.125	0.230	0.532	1.328
0.25	0.125	0.330	0.763	2.091
0.50	0.375	0.456	1.055	3.146
0.75	0.625	0.751	1.737	4.883
1.00	0.875	1.771	4.096	8.979
1.25	1.125	1.766	4.085	13.064
1.50	1.375	2.327	5.382	18.446
1.75	1.625	2.837	6.562	25.008
2.00	1.875	4.841	11.197	36.205
2.25	2.125	7.421	17.165	53.370
2.50	2.375	8.206	18.980	72.350
2.75	2.625	7.372	17.051	89.402
3.00	2.875	3.673	8.496	97.897
3.25	3.125	0.739	1.709	99.607
3.50	3.375	0.112	0.259	99.866
3.75	3.625	0.032	0.074	99.940
4.00	3.875	0.015	0.035	99.975
5.00	4.500	0.011	0.025	100.000

Statistical Results			
Mean:	2.0568	phi	(0.2404 mm)
Standard Dev:	0.6964	phi-units	(0.6171 mm)
Skewness:	-1.1667	dimensionless	
Kurtosis:	4.7607	dimensionless	
5th Moment:	-13.1808	dimensionless	
6th Moment:	50.5366	dimensionless	
RARD *	0.3386	dimensionless	
Median	2.0759	phi	(0.2372 mm)

* RARD = reciprocal absolute relative dispersion (see below)

Statistical Explanation	
Calculations based on the Method of Moments	
Skewness: 3rd Stand. Moment; Exact Gaussian = 0.0	
Kurtosis: 4th Stand. Moment; Exact Gaussian = 3.0	
For Further Explanation, See Basille et al. 2002	
Millimeter data calculated by $mm = 2^{-(\phi)}$	

Reciprocal Absolute Relative Dispersion (RARD) Scale	
< 0.5	Excellent homogeneity (e.g., beaches)
0.5 to 1.0	Good homogeneity
1.0 to 1.33	Fair homogeneity
> 1.33	Poor homogeneity (e.g., glacial)



CH-14-BB

